

# Coronavirus – hospitalization statistics

A breakdown of CDC data on COVID-19-associated hospitalizations

**June 29, 2020**

**Producer**

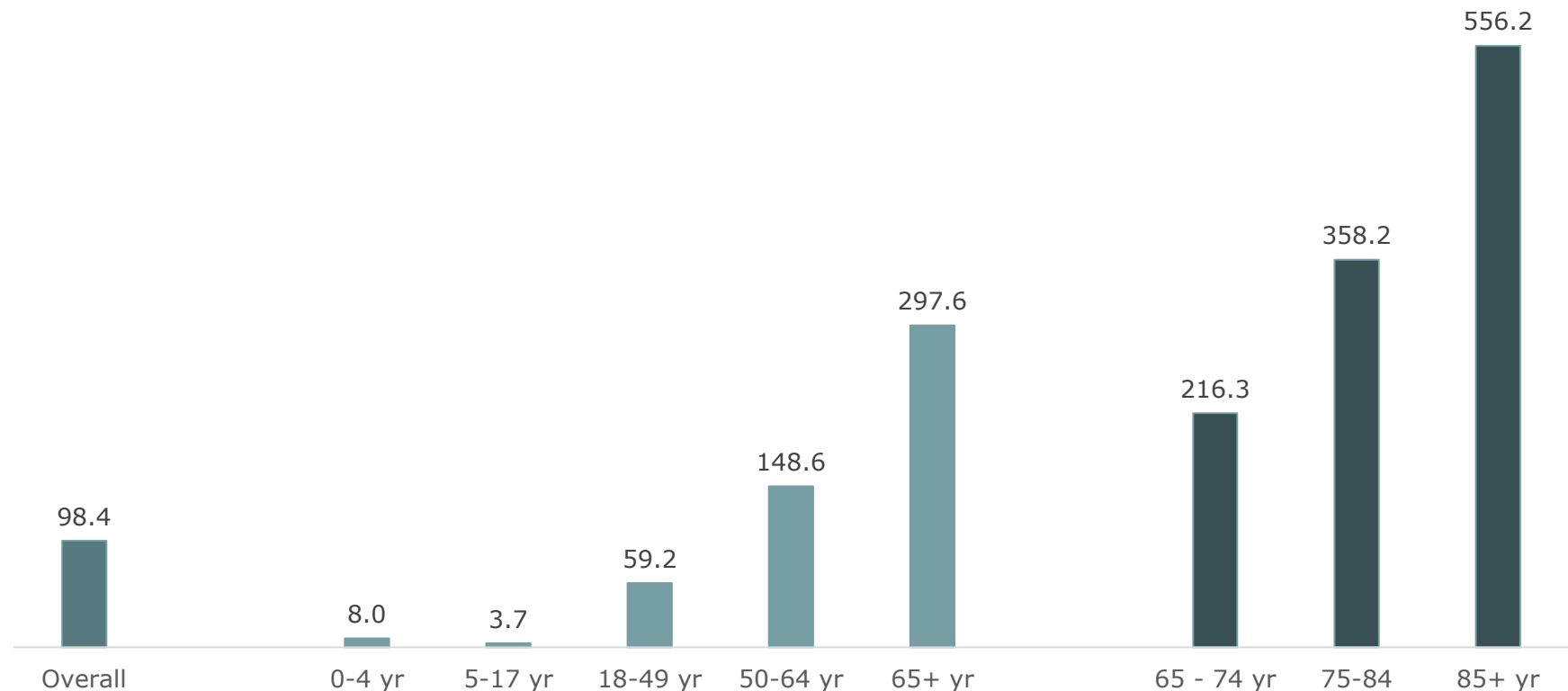
*Molly Newell*

---

# Americans over the age of 65 face the highest rates of COVID-19-associated hospitalizations

Cumulative COVID-19-associated hospitalizations per 100,000 population, by age group

PRELIMINARY CDC DATA, AS OF JUNE 20, 2020.



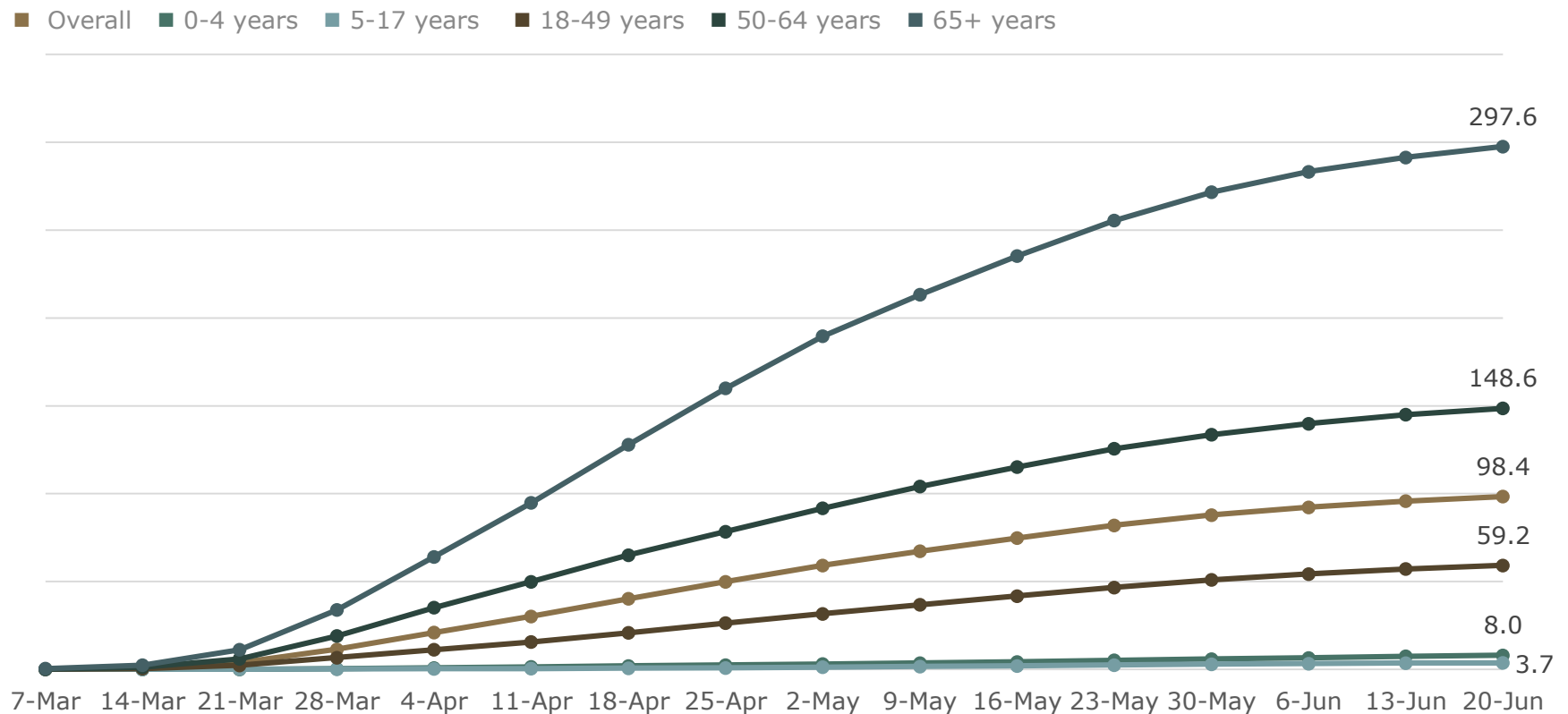
*Data note:* CDC COVID-19 NET surveillance currently covers 100 counties in the 10 Emerging Infections Program states (CT, GA, MD, MN, NM, NY, OR, TN) and four Hospitalization Surveillance Project states (IA, MI, OH, UT). The network covers roughly 10% of the US population. States include CA, CO, CT, GA, MD, NM, NY, OR, and TN.

Sources: CDC.

# In the weeks between March 7 and June 20, the overall rate of Americans hospitalized per 100,000 has increased from 0.1 to 98.4

## Cumulative COVID-19-associated hospitalizations per 100,000 population over time, by age group

PRELIMINARY CDC DATA, AS OF JUNE 20, 2020.



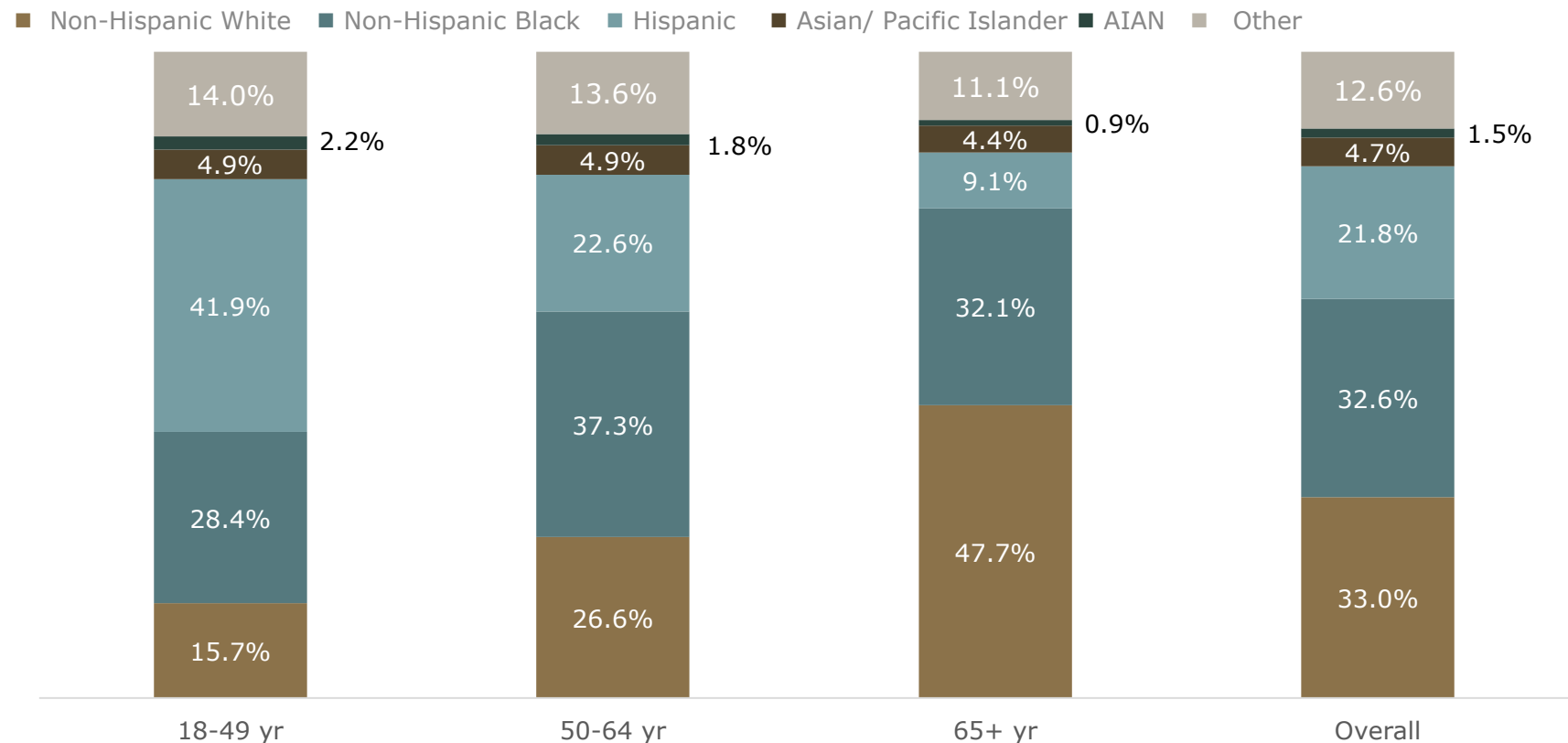
*Data note:* CDC COVID-19 NET surveillance currently covers 100 counties in the 10 Emerging Infections Program states (CT, GA, MD, MN, NM, NY, OR, TN) and four Hospitalization Surveillance Project states (IA, MI, OH, UT). The network covers roughly 10% of the US population. States include CA, CO, CT, GA, MD, NM, NY, OR, and TN.

Sources: CDC.

# The Non-Hispanic Black population faces disproportionately high levels of COVID-19-associated hospitalizations

## COVID-19-associated hospitalizations, by race

PRELIMINARY CDC DATA, AS OF JUNE 20, 2020



*Data note:* CDC COVID-19 NET surveillance currently covers 100 counties in the 10 Emerging Infections Program states (CT, GA, MD, MN, NM, NY, OR, TN) and four Hospitalization Surveillance Project states (IA, MI, OH, UT) . The network covers roughly 10% of the US population. States include CA, CO,

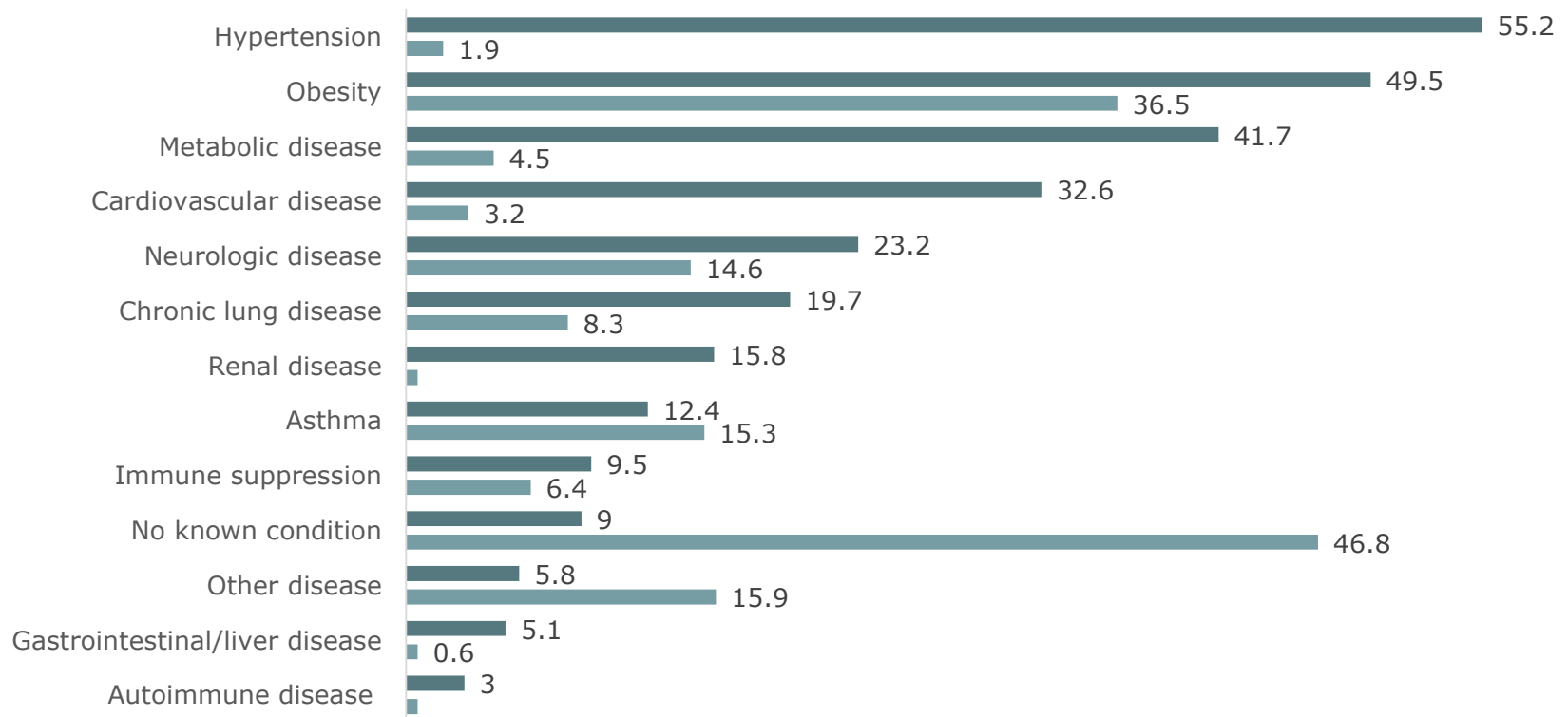
Sources: CDC.

# Hypertension is the most prevalent underlying condition among adults with COVID-19-associated hospitalizations

## Prevalence of selected underlying conditions

PRELIMINARY CDC DATA, AS OF JUNE 20, 2020, IN PERCENT

■ Adult prevalence ■ Pediatric prevalence



*Data note:* CDC COVID-19 NET surveillance currently covers 100 counties in the 10 Emerging Infections Program states (CT, GA, MD, MN, NM, NY, OR, TN) and four Hospitalization Surveillance Project states (IA, MI, OH, UT). The network covers roughly 10% of the US population. States include CA, CO,

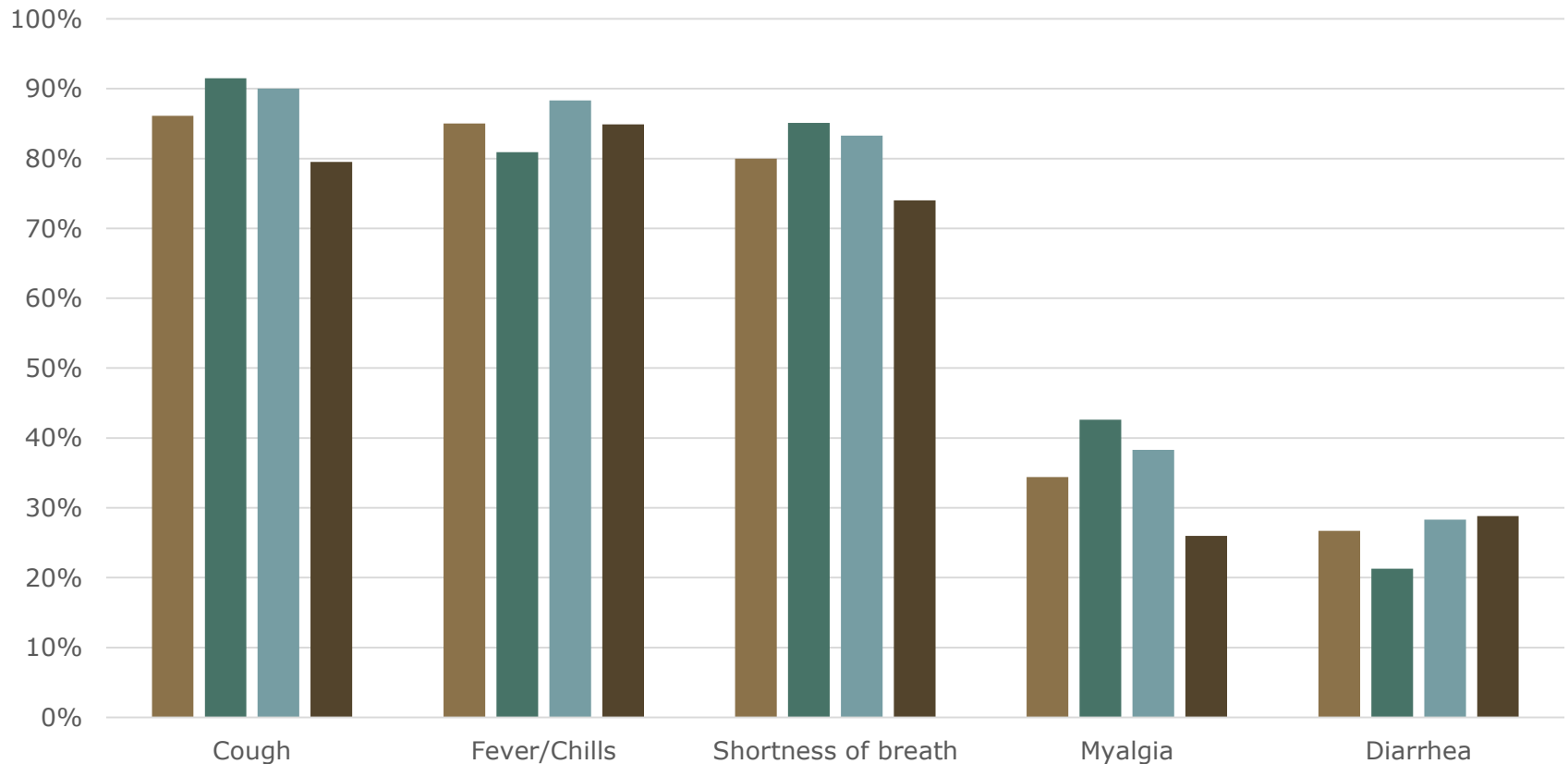
Sources: CDC.

# 86% of patients hospitalized with COVID-19 experience a cough

## Prevalence of COVID-19 amongst hospitalized patients by age

CDC, UNITED STATES, MARCH 1-30, 2020, (EARLY RELEASE)

Overall 18-49 50-64 65 or older



Sources: CDC.