

2018 Midterm Elections: High-Level Trends

Charts and maps on House, Senate and gubernatorial races
and key ballot initiatives

December 11, 2018
Data compiled 10 a.m;
National Journal Presentation Center

Roadmap

Control of Congress

- Historical data
- Recent control
- Changes between 115th & 116th Congress

Senate results

- Results map
- Makeup of 116th Senate map
- Map of seats won/lost
- Potential committee chairs

House results

- House election results map
- Makeup of 116th House map
- Map of seats won/lost
- Potential committee chairs

Gubernatorial results

- Map of results
- Map of control of governorships
- Map of control of state legislatures
- Governorships + state legislatures

Key ballot initiatives

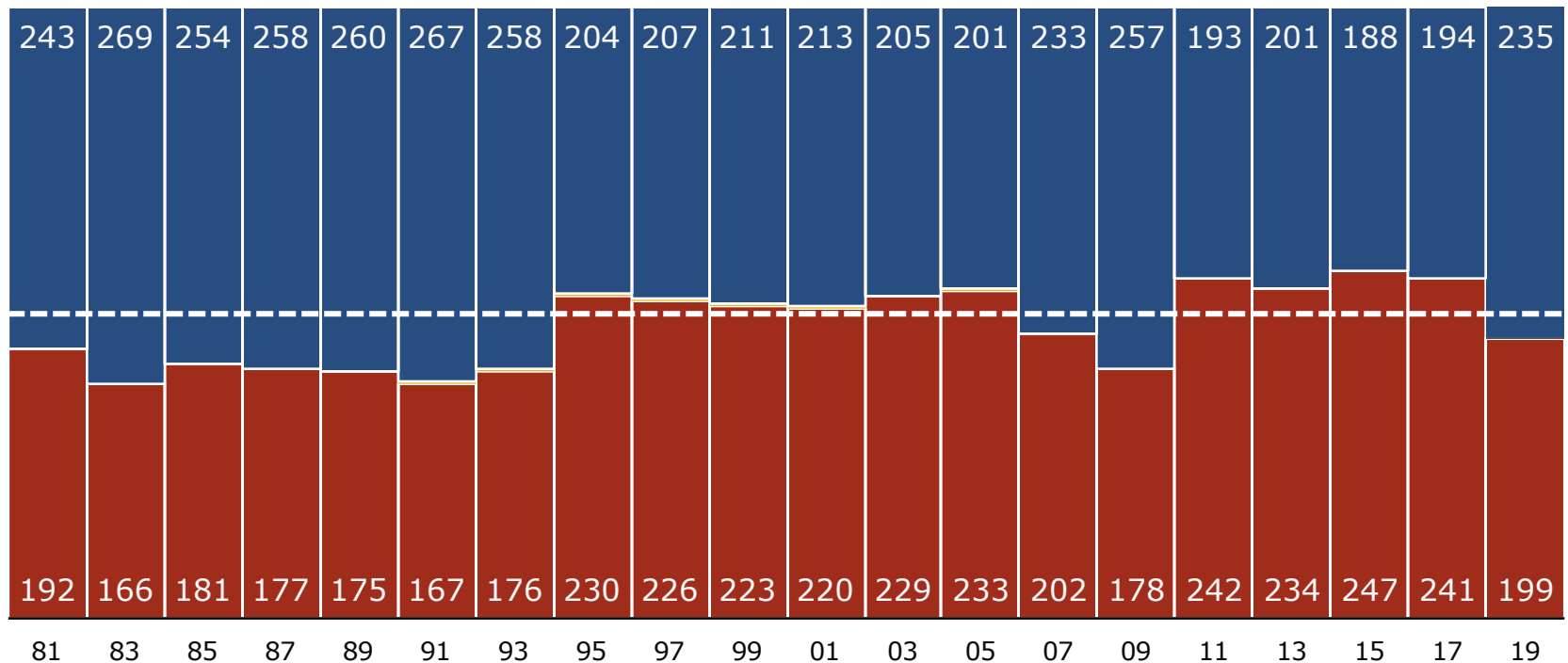
- Medicaid expansion
 - Marijuana legalization
 - Automatic and same-day voter registration
 - Voter ID
 - Felon voting rights
 - Redistricting independent commissions
-

Control of Congress over time: House of Representatives

Partisan makeup of the US House over time

1981-2019; COMPOSITION AT BEGINNING OF TERM

■ Republicans ■ Democrats ■ Not yet called



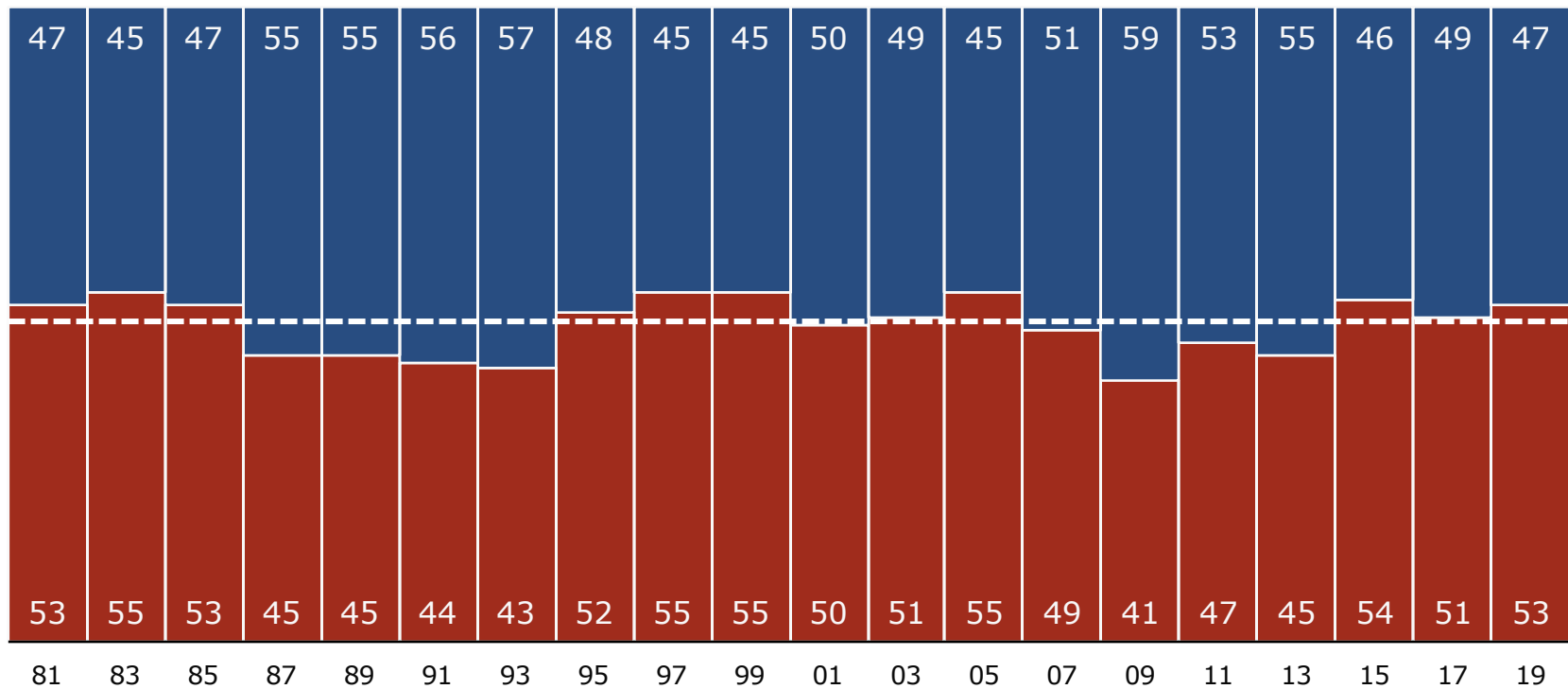
Control of Congress over time: Senate

Partisan makeup of the US Senate over time

1981-2019; COMPOSITION AT BEGINNING OF TERM

■ Republicans ■ Democrats ■ Not yet called

*Independents Sanders and King, who caucus with the Democrats, have been included in the Democratic tally



Republicans have enlarged their Senate majority but lost the House for the first time since the 2010 midterms

Control of Congress and the White House by party

2009-2019; COMPOSITION ON JANUARY 20 OF EACH YEAR

■ Republican control ■ Democratic control

*Independents Sanders and King, who caucus with the Democrats, have been included in the Democratic tally

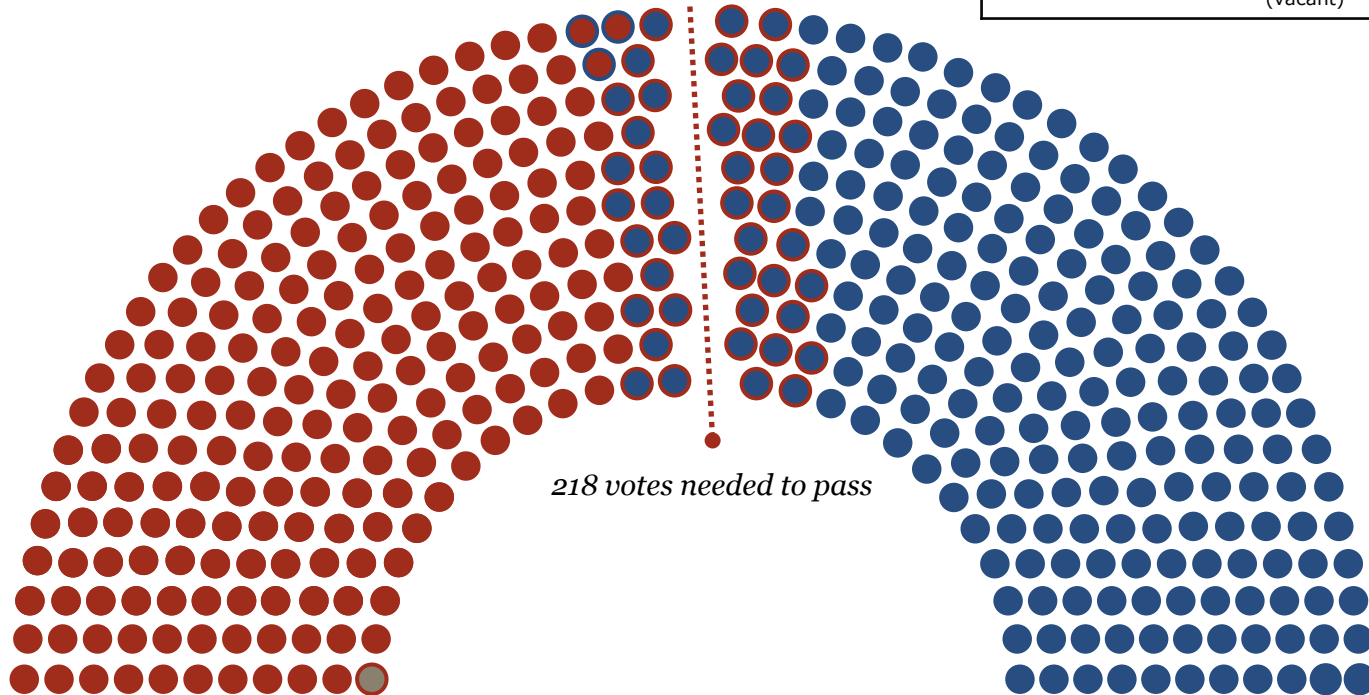
	2009	2010	2011	2012	2013	2014	2015	2016	2017	2018	2019
House	D+77	D+78	R+49	R+50	R+33	R+33	R+59	R+59	R+47	R+45	D+36
Senate*	D+16	D+20	D+6	D+6	D+10	D+10	R+8	R+8	R+4	R+2	R+5
White House	Obama	Obama	Obama	Obama	Obama	Obama	Obama	Obama	Trump	Trump	Trump

Composition of the 116th Congress: House

Partisan makeup of the House compared to the previous Congress

- Seats flipped R to D (Total: 43)
- Seats flipped D to R (Total: 3)
- Not yet called (Total: 1)

	115 th	116 th
Republican	236	199
Democrat	197	235
Not yet called	2 (vacant)	1



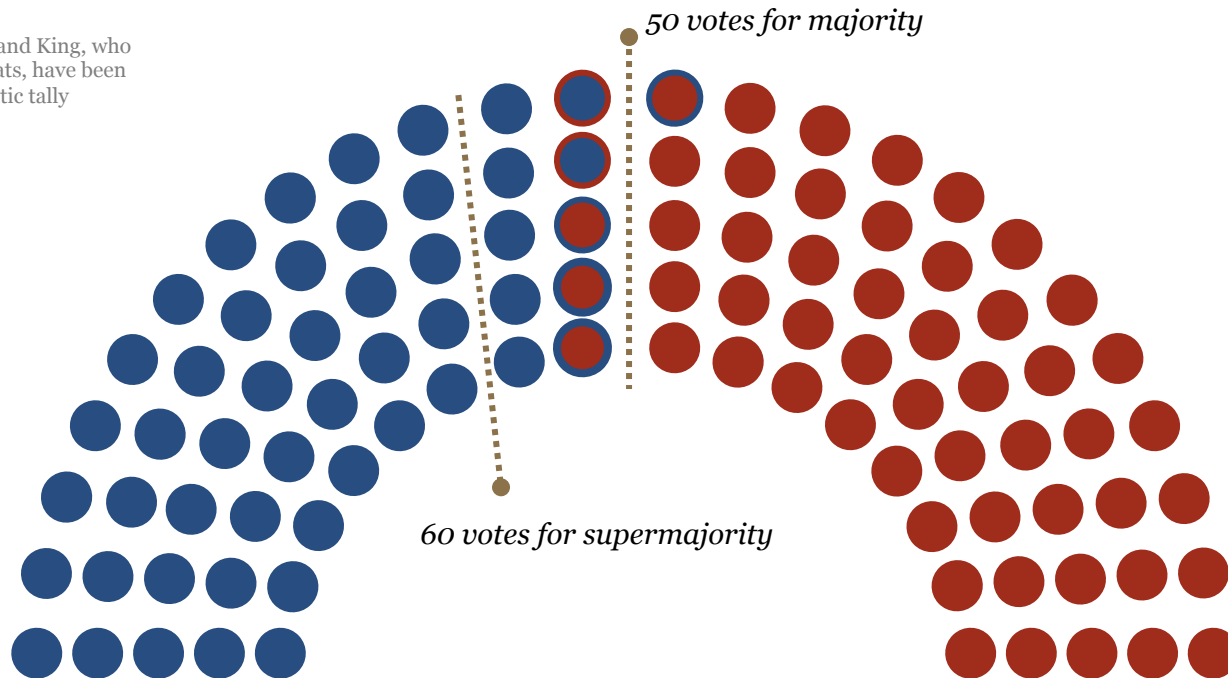
Composition of the 116th Congress: Senate

Partisan makeup of the Senate compared to the previous Congress

- Seats flipped R to D (Total: 2)
- Seats flipped D to R (Total: 4)

	115 th	116 th
Republican	51	53
Democrat	49	47
Not yet called	0	0

*Independents Sanders and King, who caucus with the Democrats, have been included in the Democratic tally



Roadmap

Control of Congress

- Historical data
- Recent control
- Changes between 115th & 116th Congress

Senate results

- Results map
- Makeup of 116th Senate map
- Map of seats won/lost
- Potential committee chairs

House results

- House election results map
- Makeup of 116th House map
- Map of seats won/lost
- Potential committee chairs

Gubernatorial results

- Map of results
- Map of control of governorships
- Map of control of state legislatures
- Governorships + state legislatures

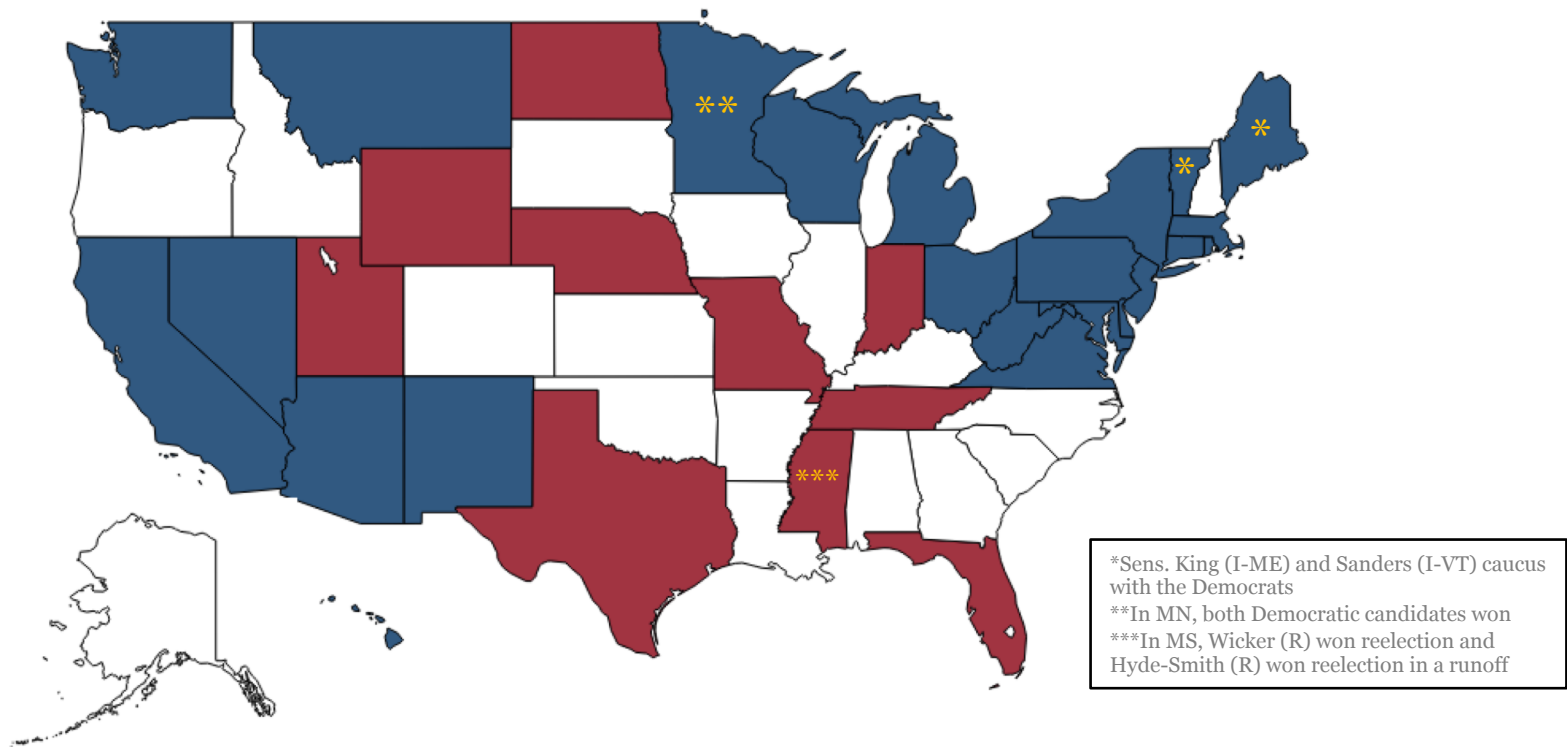
Key ballot initiatives

- Medicaid expansion
 - Marijuana legalization
 - Automatic and same-day voter registration
 - Voter ID
 - Felon voting rights
 - Redistricting independent commissions
-

Republicans have expanded their Senate majority by three seats

2018 U.S. Senate election results map

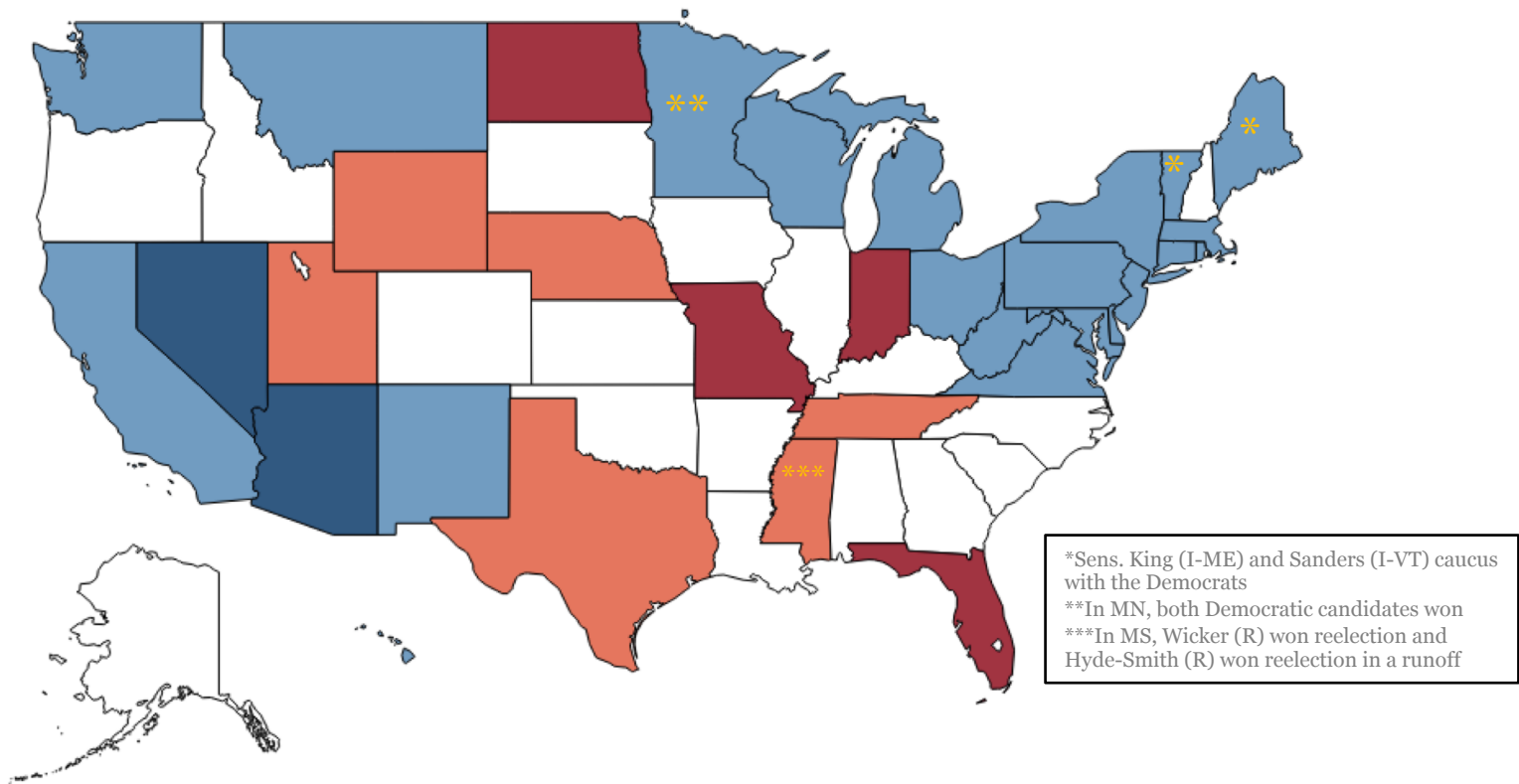
■ Republican won (11) ■ Democrat won (24)



Four incumbent Democrats lost close re-elections, but Republicans lost two seats in Nevada and Arizona

Change of seats in the US Senate after the 2018 midterms

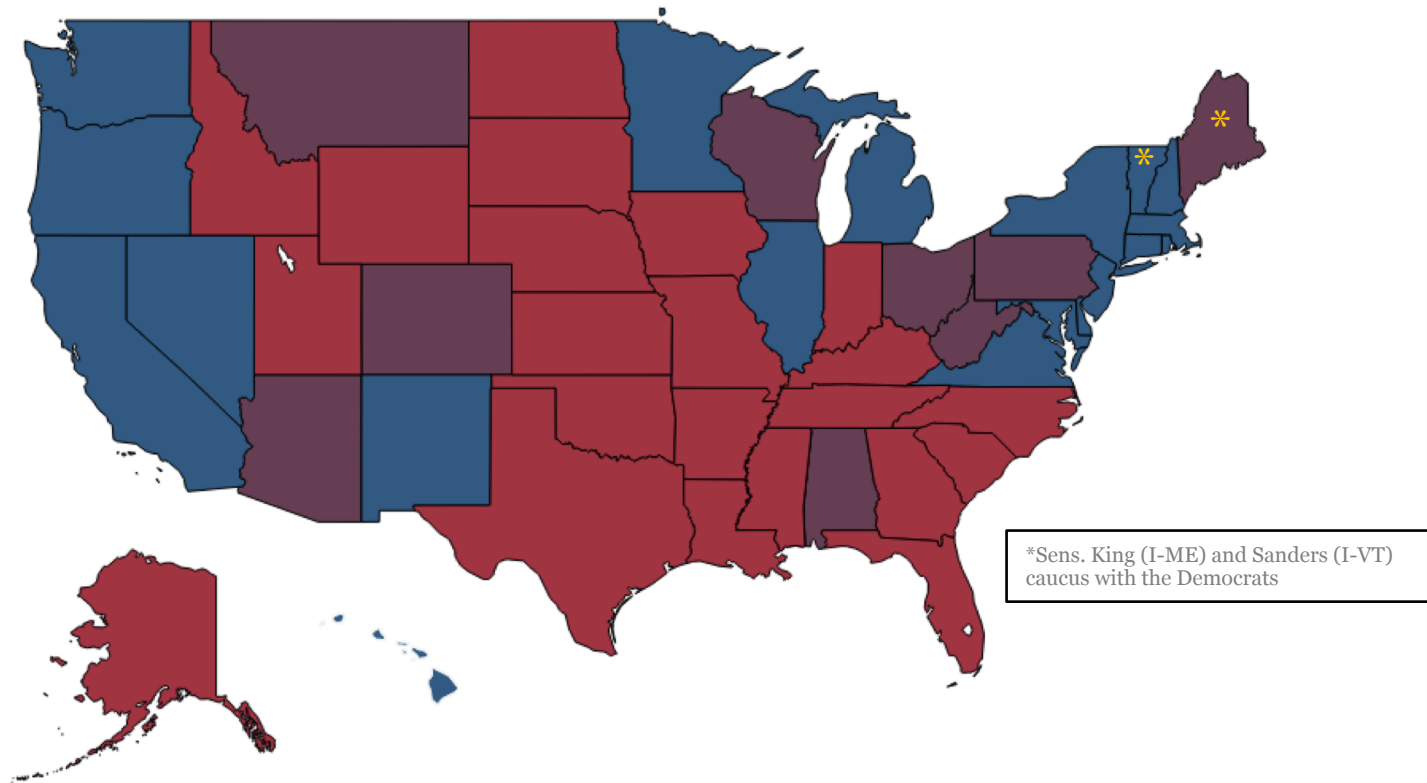
■ Democratic gain (2) ■ Democratic hold (22) ■ Republican gain (4) ■ Republican hold (7)



Nine states have senators from both parties, 41 states have either two Democrats or two Republicans

Composition of the 116th Senate map

■ 2 Democrats (19) ■ 2 Republicans (22) ■ 1 Democrat + 1 Republican (9)



Potential Senate committee chairs based on seniority (1/2)

Committee	Ranking Member	Chair
Aging	Bob Casey, Jr. (D-PA)	Susan Collins (R-ME)
Agriculture, Nutrition, & Forestry	Debbie Stabenow (D-MI)	Pat Roberts (R-KS)
Appropriations	Patrick Leahy (D-VT)	Richard Shelby (R-AL)
Armed Services	Jack Reed (D-RI)	Jim Inhofe (R-OK)
Banking, Housing, & Urban Development	Sherrod Brown (D-OH)	Mike Crapo (R-ID)
Budget	Bernie Sanders (I-VT)	Mike Enzi (R-WY)
Commerce, Science, & Transportation	Maria Cantwell (D-WA)	John Thune (R-SD)
Energy & Natural Resources	Joe Manchin (D-WV)	Lisa Murkowski (R-AK)
Environment & Public Works	Tom Carper (D-DE)	John Barrasso (R-WY)
Ethics	Christopher Coons (D-DE)	Johnny Isakson (R-GA)

Potential Senate committee chairs based on seniority (2/2)

Committee	Ranking Member	Chair
Finance	Ron Wyden (D-OR)	Chuck Grassley (R-IA)
Foreign Relations	Bob Menendez (D-NJ)	Jim Risch (R-ID)
Health, Education, Labor, & Pensions	Patty Murray (D-WA)	Lamar Alexander (R-TN)
Homeland Security & Government Affairs	Tom Carper (D-DE)	Ron Johnson (R-WI)
Indian Affairs	Tom Udall (D-NM)	John Hoeven (R-ND)
Intelligence	Mark Warner (D-VA)	Richard Burr (R-NC)
Judiciary	Dianne Feinstein (D-CA)	Lindsay Graham (R-SC)
Rules & Administration	Amy Klobuchar (D-MN)	Roy Blunt (R-MO)
Small Business & Entrepreneurship	Jeanne Shaheen (D-NH)	Marco Rubio (R-FL)
Veterans' Affairs	Jon Tester (D-MT)	Johnny Isakson (R-GA)

Roadmap

Control of Congress

- Historical data
- Recent control
- Changes between 115th & 116th Congress

Senate results

- Results map
- Makeup of 116th Senate map
- Map of seats won/lost
- Potential committee chairs

House results

- House election results map
- Makeup of 116th House map
- Map of seats won/lost
- Potential committee chairs

Gubernatorial results

- Map of results
- Map of control of governorships
- Map of control of state legislatures
- Governorships + state legislatures

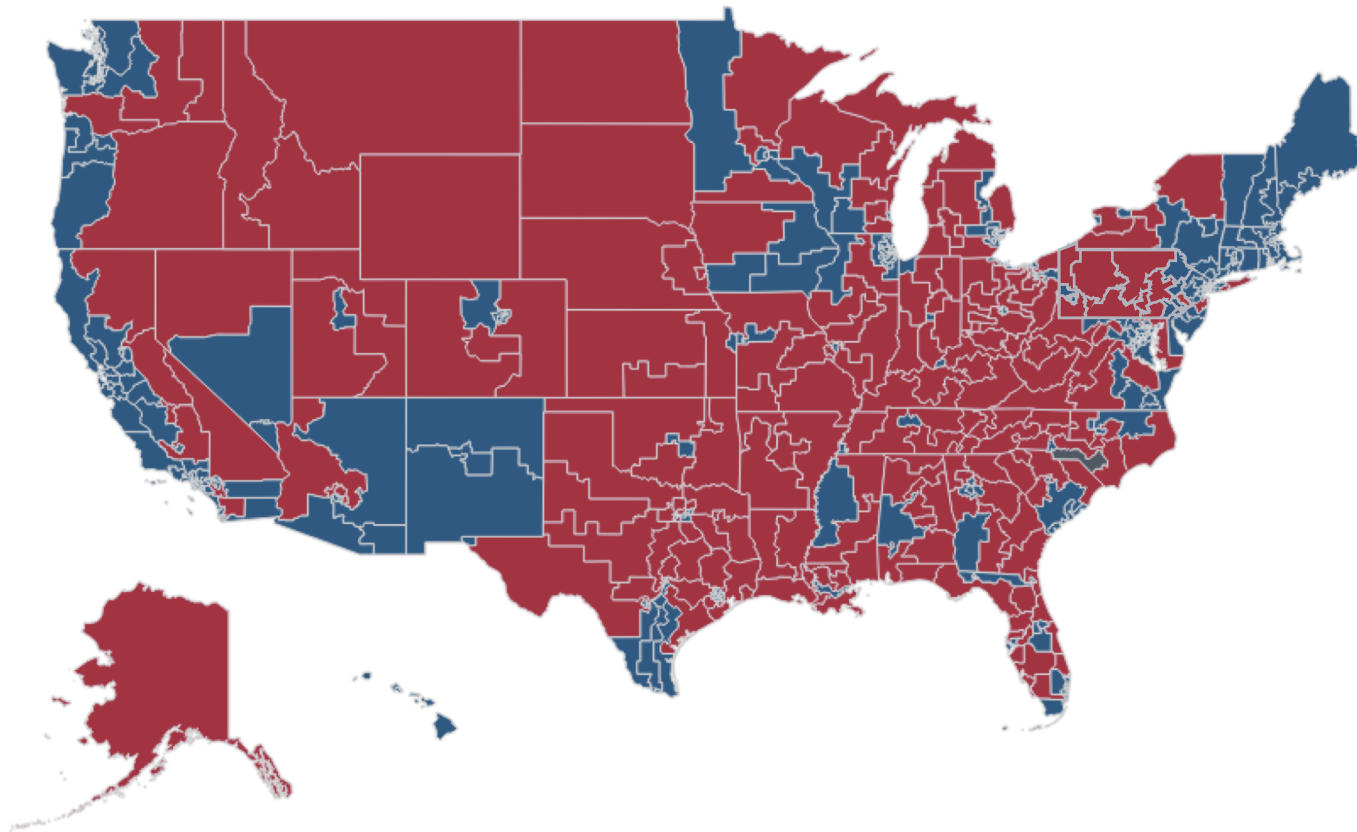
Key ballot initiatives

- Medicaid expansion
 - Marijuana legalization
 - Automatic and same-day voter registration
 - Voter ID
 - Felon voting rights
 - Redistricting independent commissions
-

Democrats will control the House with about a 35-seat majority

2018 U.S. House election results map

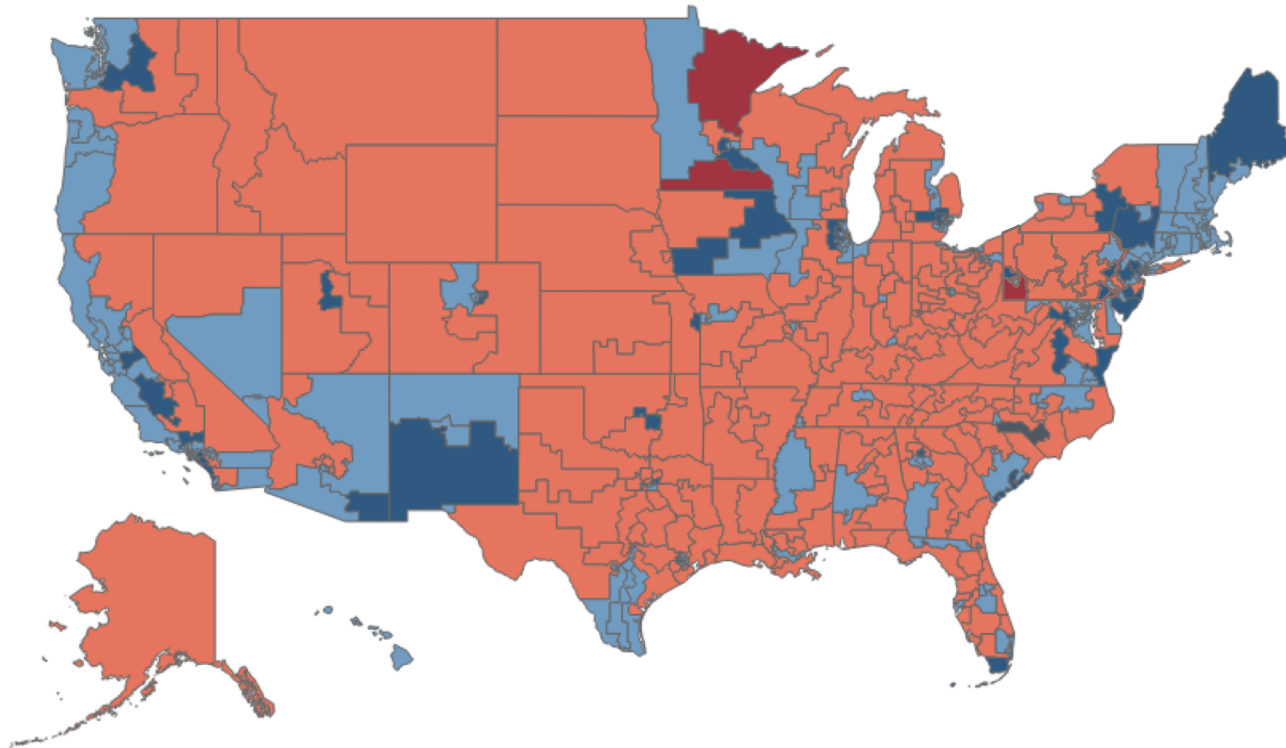
■ Republican won (199) ■ Democrat won (235) ■ Election not yet called (1)



Democrats have gained about 40 seats net to win the House majority

Change of seats in the US House after the 2018 midterms

■ Democratic gain (43) ■ Democratic hold (192) ■ Republican gain (3) ■ Republican hold (196)
■ Election not yet called (1)



Potential House committee chairs based on seniority (1/2)

Committee	Chair	Ranking Member
Administration	Zoe Lofgren (D-NY)	Rodney Davis (R-IL)
Agriculture	Collin Peterson (D-MN)	Mike Conaway (R-TX)
Appropriations	Nita Lowey (D-NY)	Kay Granger (R-TX)
Armed Services	Adam Smith (D-WA)	Mac Thornberry (R-TX)
Budget	John Yarmuth (D-KY)	Steve Womack (R-AR)
Education and the Workforce	Bobby Scott (D-VA)	Virginia Foxx (R-NC)
Energy and Commerce	Frank Pallone (D-NJ)	Greg Walden (R-OR)
Ethics	Ted Deutch (D-FL)	Susan Brooks (R-IN)
Financial Services	Maxine Waters (D-CA)	Patrick McHenry (R-NC)
Foreign Affairs	Eliot Engel (D-NY)	Michael McCaul (R-TX)

Potential House committee chairs based on seniority (2/2)

Committee	Chair	Ranking Member
Homeland Security	Bennie Thompson (D-MS)	Mike Rogers (R-AL)
Intelligence	Adam Schiff (D-CA)	Devin Nunes (R-CA)
Judiciary	Jerry Nadler (D-NY)	Doug Collins (R-GA)
Natural Resources	Raul Grijalva (D-AZ)	Rob Bishop (R-UT)
Oversight & Government Reform	Elijah Cummings (D-MD)	Jim Jordan (R-OH)
Rules	Jim McGovern (D-MA)	Tom Cole (R-OK)
Science, Space & Technology	Eddie Bernice Johnson (D-TX)	Frank Lucas (R-OK)
Small Business	Nydia Velázquez (D-NY)	Steve Chabot (R-OH)
Transportation & Infrastructure	Peter DeFazio (D-OR)	Sam Graves (R-MO)
Veterans' Affairs	Mark Takano (D-CA)	Phil Roe (R-TN)
Ways & Means	Richard Neal (D-MA)	Kevin Brady (R-TX)

Roadmap

Control of Congress

- Historical data
- Recent control
- Changes between 115th & 116th Congress

Senate results

- Results map
- Makeup of 116th Senate map
- Map of seats won/lost
- Potential committee chairs

House results

- House election results map
- Makeup of 116th House map
- Map of seats won/lost
- Potential committee chairs

Gubernatorial results

- Map of results
- Map of control of governorships
- Map of control of state legislatures
- Governorships + state legislatures

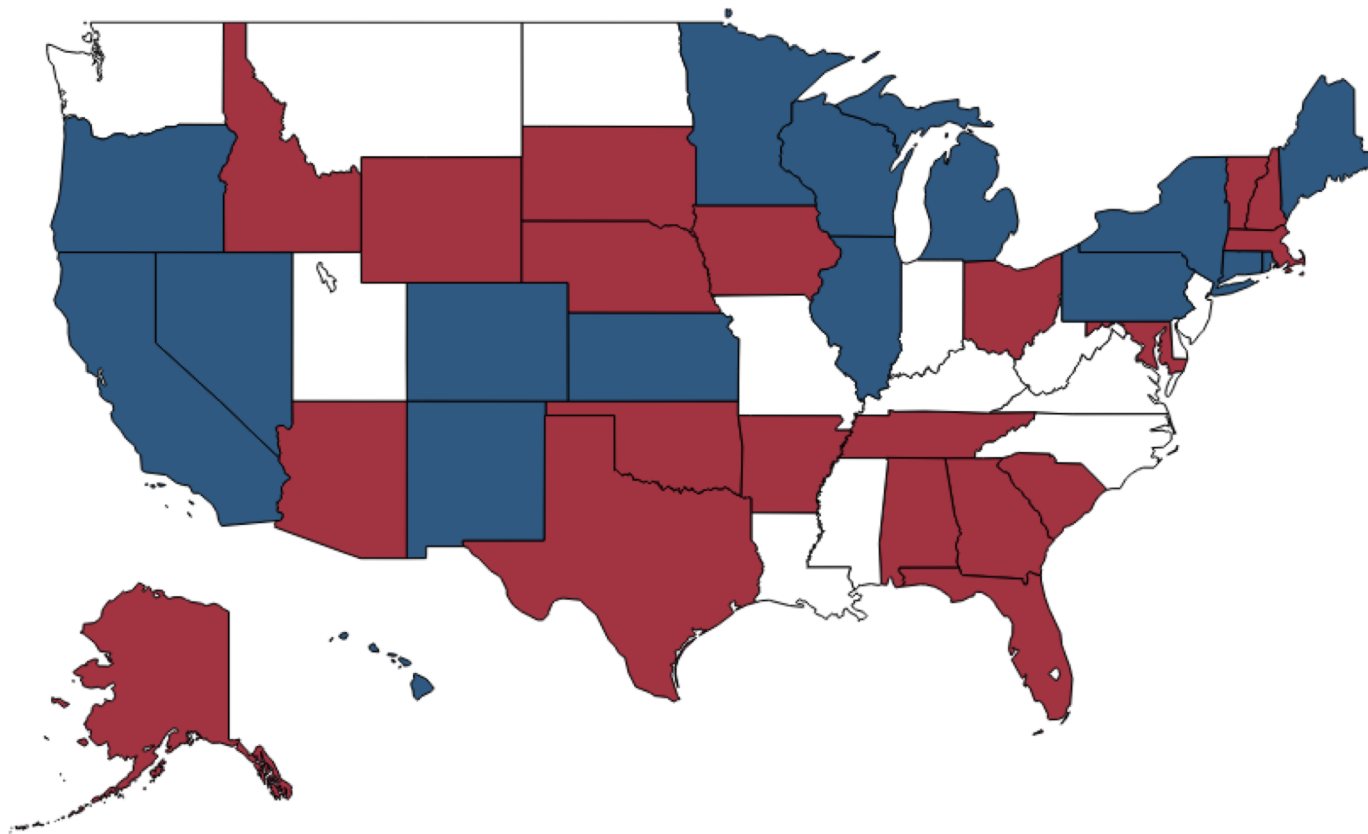
Key ballot initiatives

- Medicaid expansion
 - Marijuana legalization
 - Automatic and same-day voter registration
 - Voter ID
 - Felon voting rights
 - Redistricting independent commissions
-

Democrats win 16 governor seats, Republicans win 20 after Georgia and Florida finalize results

2018 gubernatorial elections results map

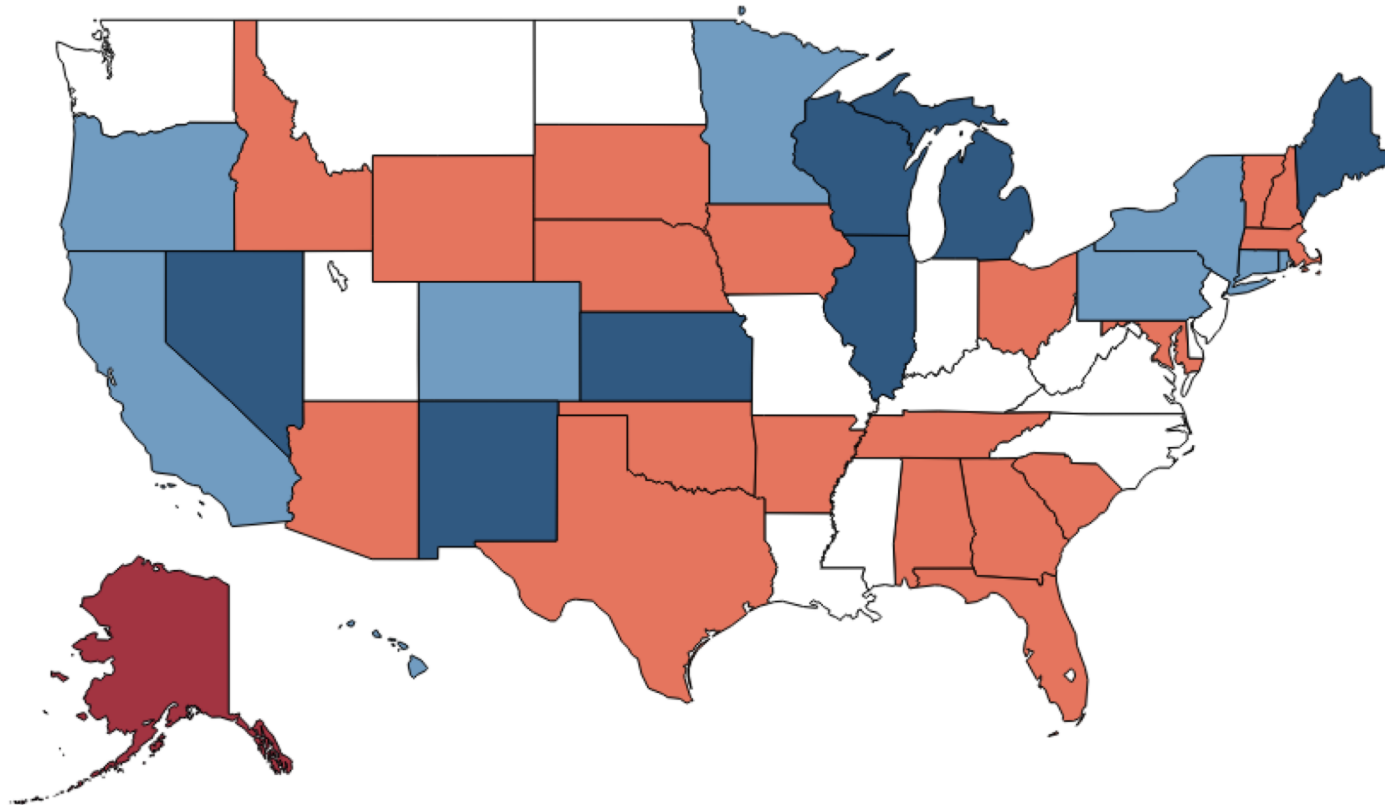
■ Republican won (20) ■ Democrat won (16)



Democrats flipped seven governor seats, which will be important for redistricting after the 2020 census

Change of governor seats after the 2018 midterms

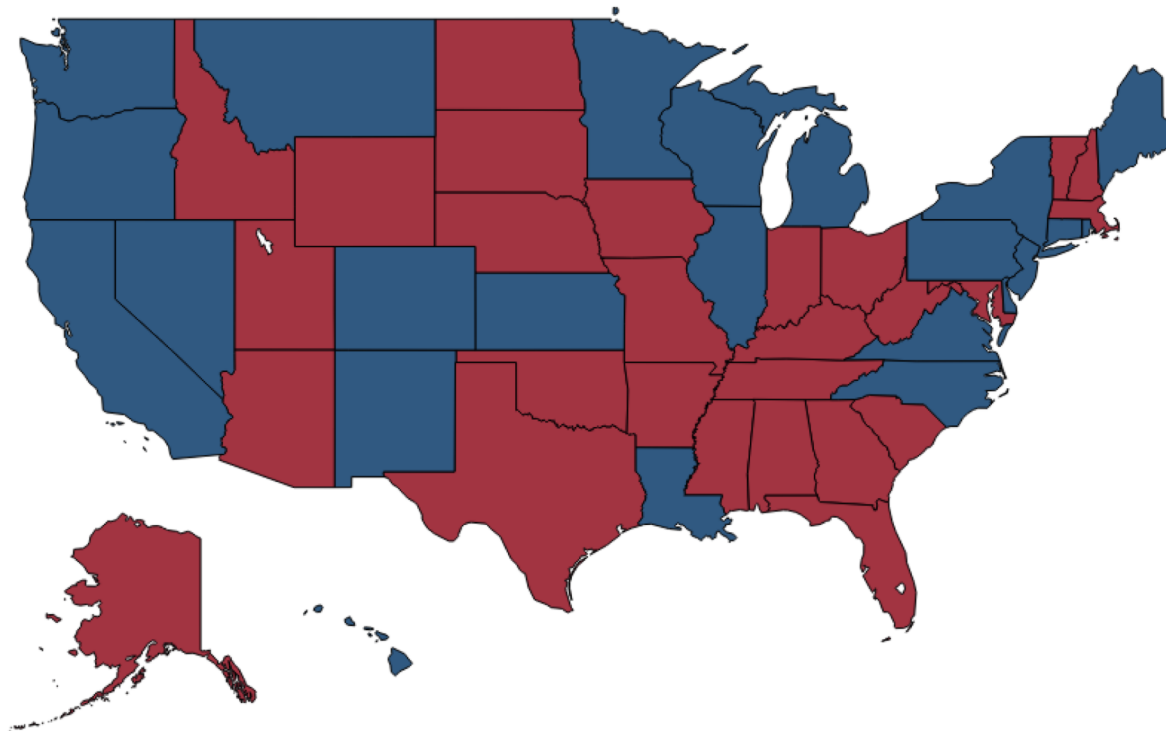
■ Democratic gain (7) ■ Democratic hold (9) ■ Republican gain (1) ■ Republican hold (19)



Republicans now only control 27 US governorships compared to 33 before 2018

Control of governorships after the 2018 elections

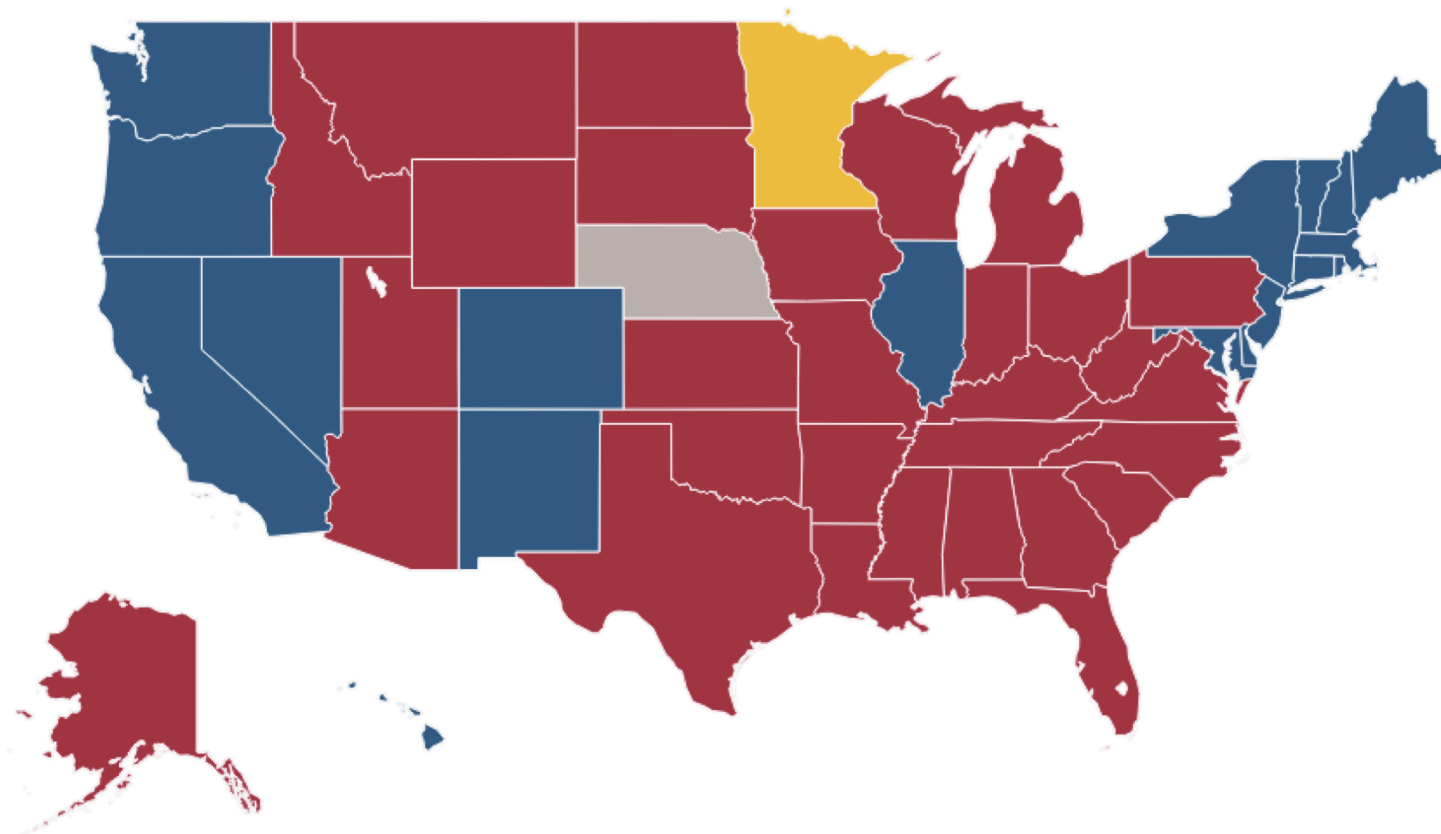
■ Democratic governor (23) ■ Republican governor (27)



Republicans control more state legislatures than Democrats

Control of state legislatures after the 2018 elections

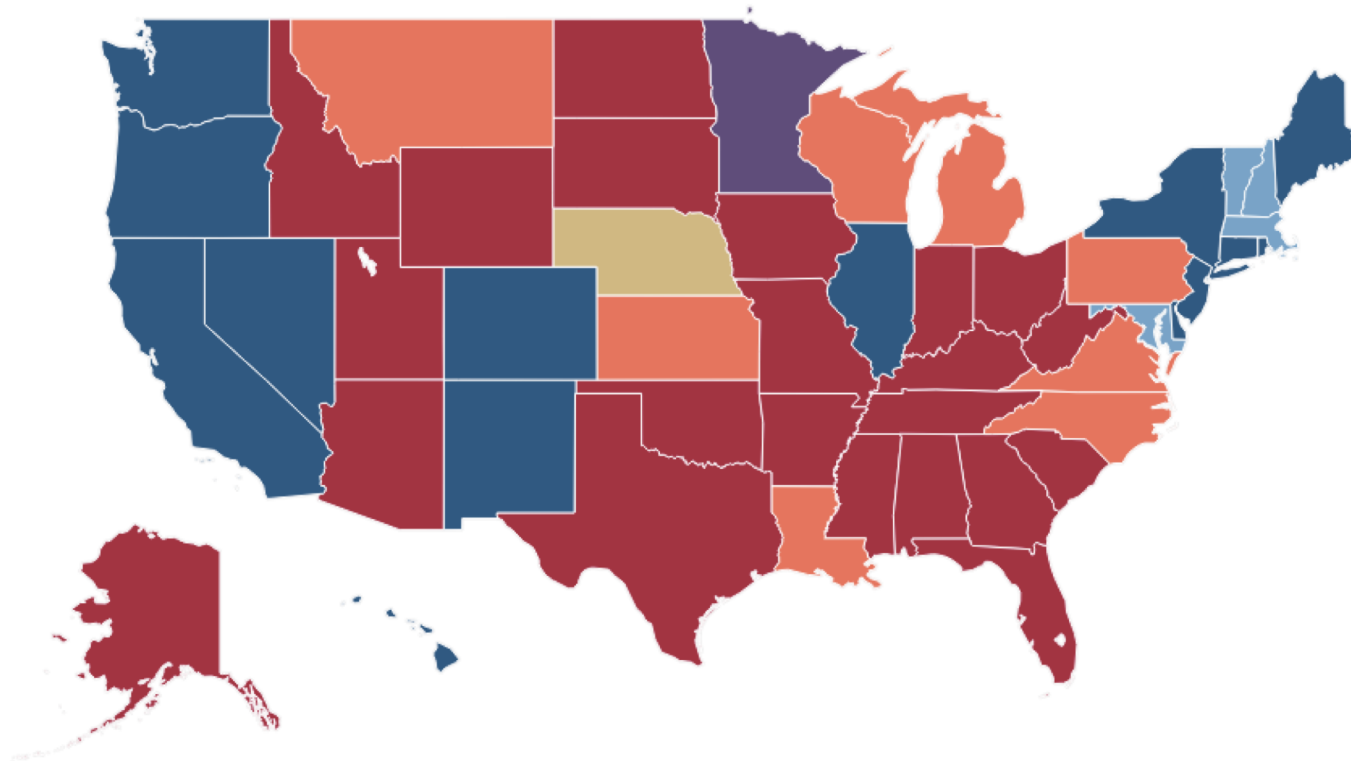
■ Democratic-controlled ■ Republican-controlled ■ Split Legislature ■ Nonpartisan



Democrats now have 13 “trifectas” (control of all three branches of state government), Republicans have 22

Control of state government after the 2018 elections

- | | |
|-----------------------------------|--|
| ■ Dem legislature, Dem governor | ■ GOP legislature, GOP governor |
| ■ Dem legislature, GOP governor | ■ GOP legislature, Dem governor |
| ■ Split legislature, Dem governor | ■ Non-partisan legislature, GOP governor |



Roadmap

Control of Congress

- Historical data
- Recent control
- Changes between 115th & 116th Congress

Senate results

- Results map
- Makeup of 116th Senate map
- Map of seats won/lost
- Potential committee chairs

House results

- House election results map
- Makeup of 116th House map
- Map of seats won/lost
- Potential committee chairs

Gubernatorial results

- Map of results
- Map of control of governorships
- Map of control of state legislatures
- Governorships + state legislatures

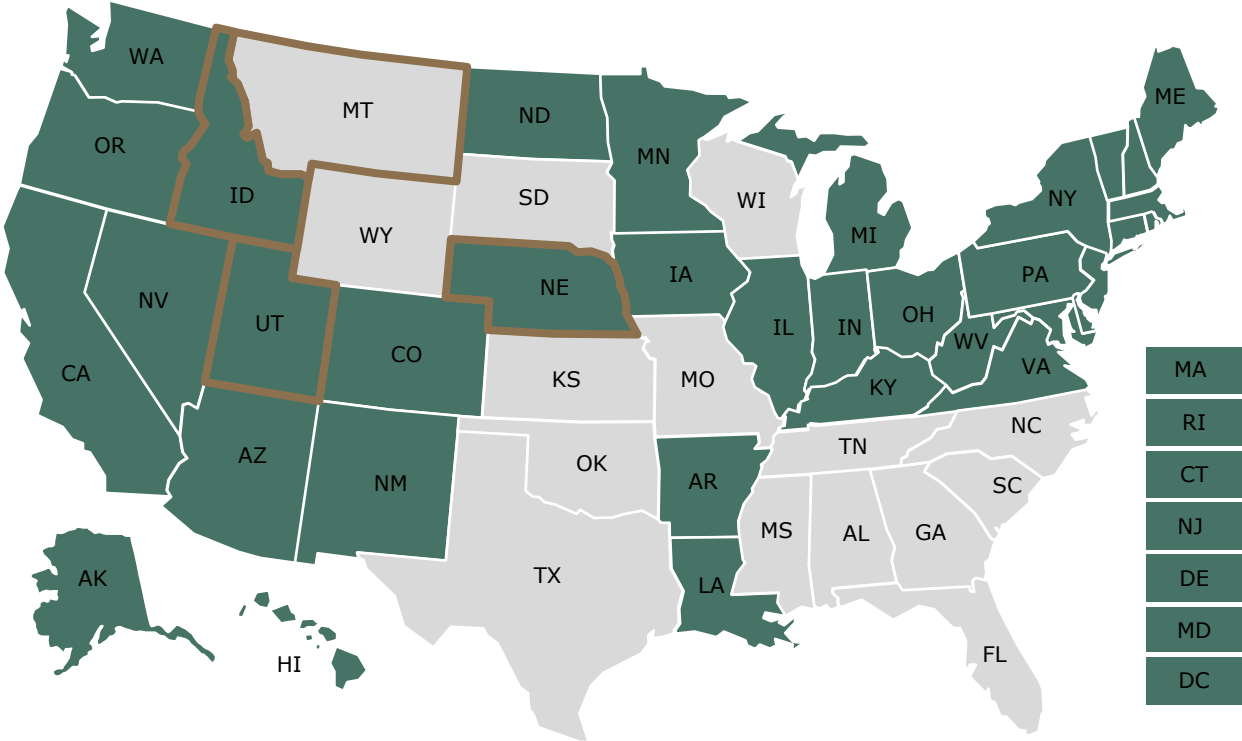
Key ballot initiatives

- Medicaid expansion
 - Marijuana legalization
 - Automatic and same-day voter registration
 - Voter ID
 - Felon voting rights
 - Redistricting independent commissions
-

Idaho, Nebraska and Utah voted to expand Medicaid under the ACA; Montana voted against a permanent expansion

Healthcare initiatives by state

■ Has expanded Medicaid ■ Has not expanded Medicaid

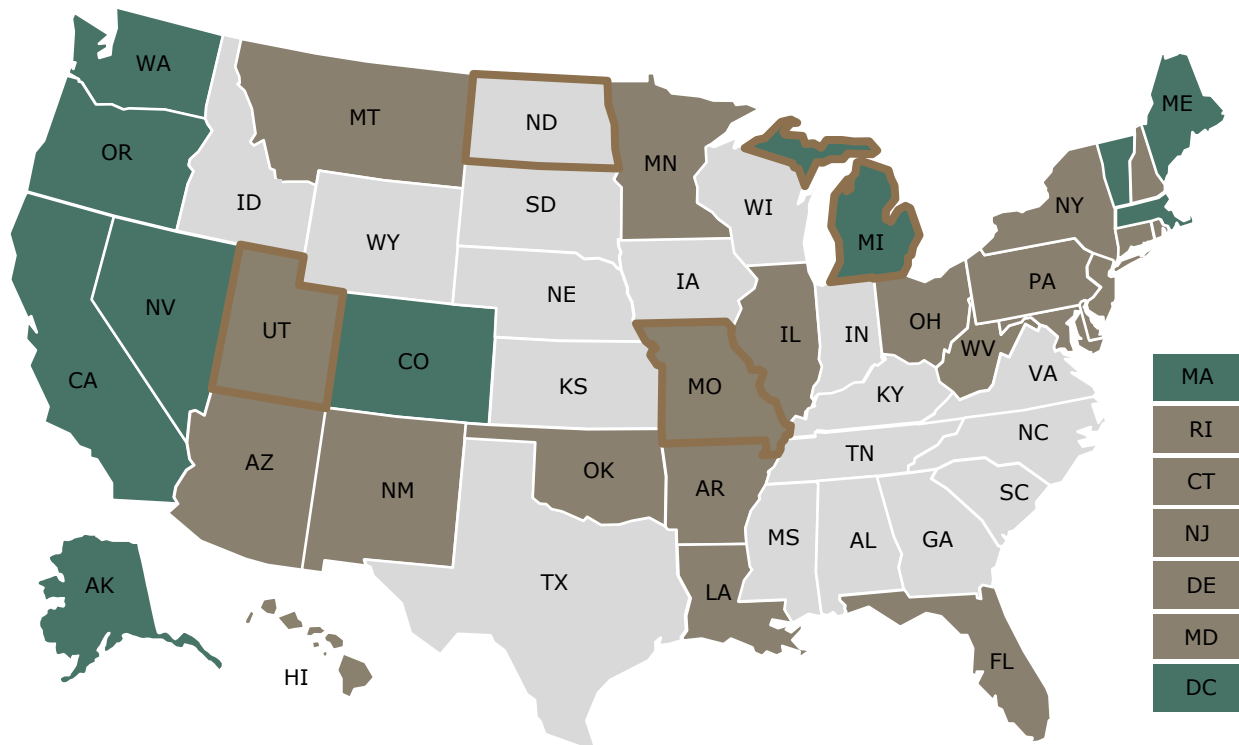


State	Ballot Measure	Result
ID	Medicaid expansion	Pass
NE	Medicaid expansion	Pass
MT	Permanent extension of Medicaid expansion	Fail
UT	Medicaid expansion with funding provision	Pass

Missouri and Utah legalized medical marijuana; Michigan legalized recreational marijuana, but North Dakota voted it down

Marijuana ballot initiatives by state

■ Recreational and medical use ■ Medical use ■ No legality

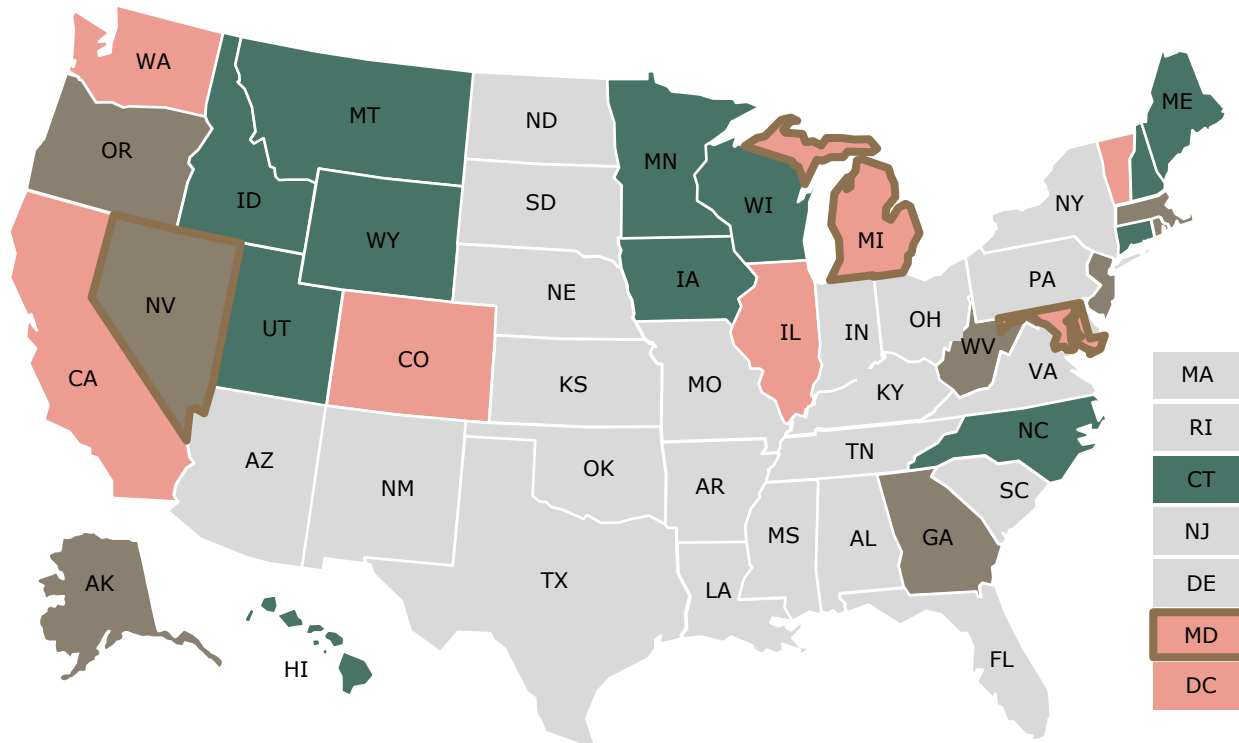


State	Ballot Measure	Result
MI	Recreational	Pass
ND	Recreational	Fail
MO	Medical	Pass
UT	Medical	Pass

Nevada, Michigan and Maryland voted to implement same-day or automatic voter registration

Election policy initiatives by state

■ Automatic voter registration ■ Same-day registration ■ Both same-day and automatic registration



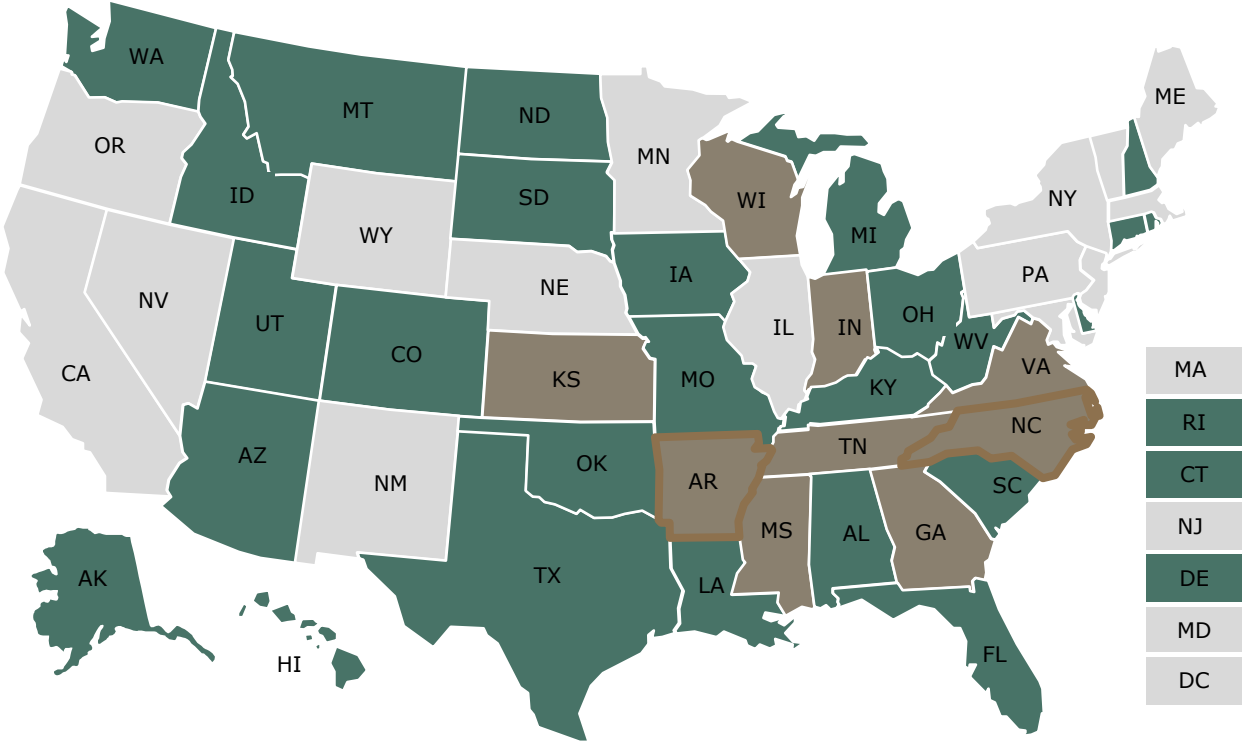
State	Ballot Measure	Result
NV	Automatic registration	Pass
MI	Automatic registration & same-day registration	Pass
MD	Legislature permitted to enact same-day registration	Pass

- MA
- RI
- CT
- NJ
- DE
- MD
- DC

North Carolina and Arkansas chose to require photo-IDs to vote

Election policy initiatives by state

■ Strict voter ID required ■ Some other ID required

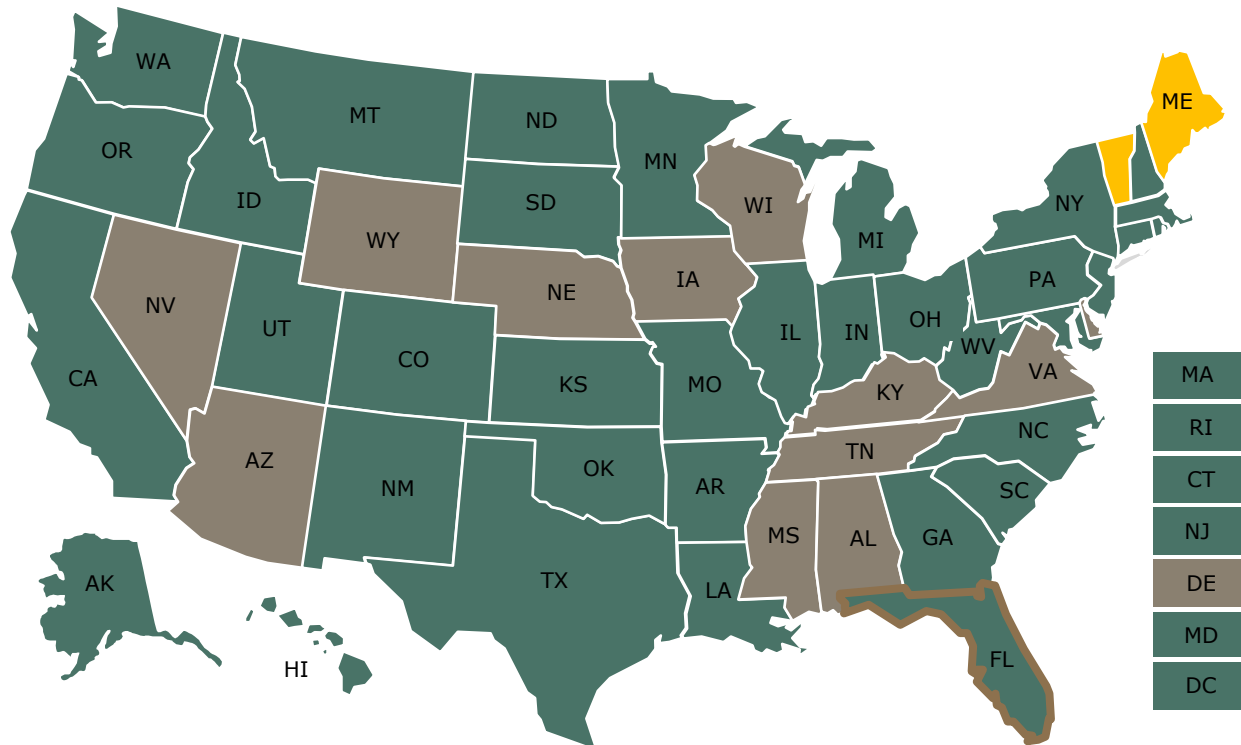


State	Ballot Measure	Result
NC	Photo-ID to vote	Pass
AR	Photo-ID to vote	Pass

Florida voted to automatically restore voting rights for felons

Election policy initiatives by state

- Voting rights not automatically restored after all felony convictions
- Automatically regain rights upon finishing sentence/parole/probation
- Never lose right to vote

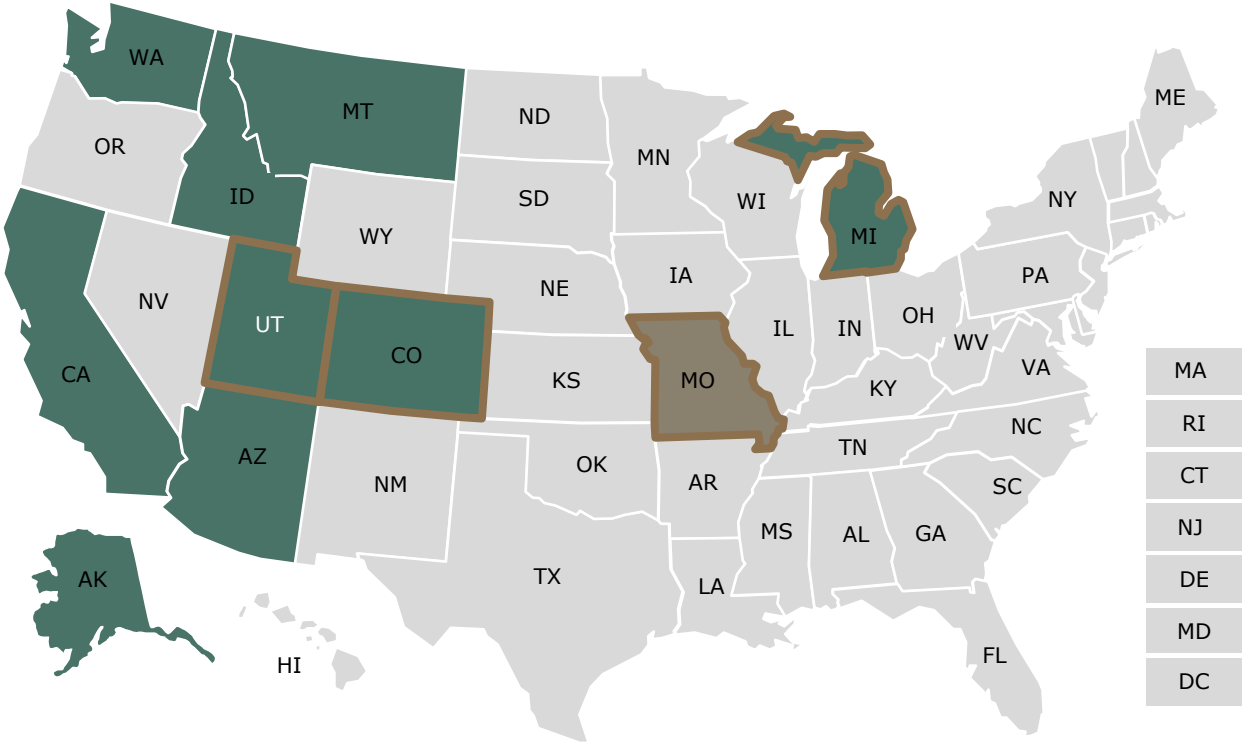


State	Ballot Measure	Result
FL	Felon voting rights restored	Pass

Colorado, Michigan and Missouri voted to create independent redistricting commissions

Redistricting initiatives by state

- Independent redistricting for federal and state legislative districts
- Independent redistricting for state legislative districts only



State	Ballot Measure	Result
UT	Commissions for both federal and state level	Pass
CO	Commissions for both federal and state level	Pass
MI	Commissions for both federal and state level	Pass
MO	Commission for state level only	Pass

Ways to edit these slides

Looking to customize these slides yourself?

No problem. The slides in this deck can be edited to suit your needs. However, if you alter text, data or images on our slides, we ask that you **remove National Journal logos and branding** prior to distribution or public use. Examples to look for:

NationalJournal PRESENTATION CENTER

Sources: National Journal research, 2018.

April 3, 2017 | Presentation Center

NationalJournal LEADERSHIP COUNCIL

Looking for assistance with customization?

We're here to help. If you'd like our team of policy researchers and data visualization specialists to customize this deck with your vision in mind, **contact your Dedicated Advisor** or email service@nationaljournal.com. This service is included in most membership packages.

Feel free to delete this slide before presenting.
