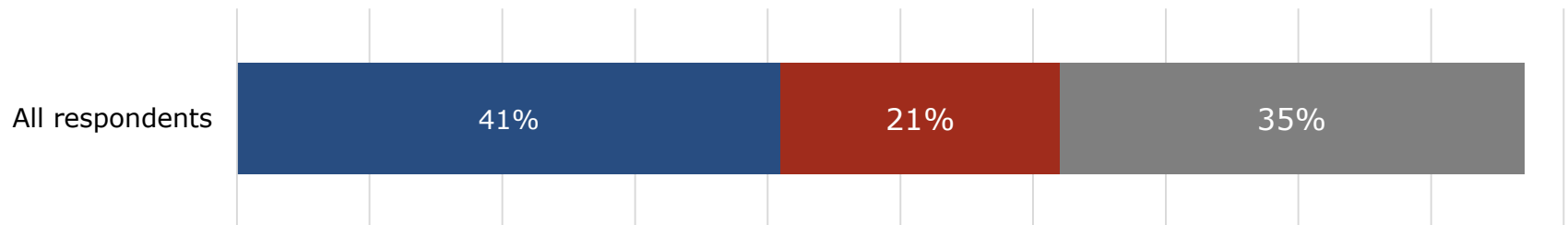


Younger voters mostly affiliate with the Democratic Party and would prefer that Congress be controlled by Democrats

When it comes to voting, with which party do you consider yourself to be affiliated?

2,003 TOTAL 18- TO 29- YEAR OLDS

■ Democratic Party ■ Republican Party ■ Independent/unaffiliated



What is your preference for the outcome of the Congressional elections, a Congress controlled by Democrats, or a Congress controlled by Republicans?

2,003 TOTAL 18- TO 29- YEAR OLDS, BY PARTY IDENTIFICATION

■ Controlled by the Democratic Party ■ Controlled by the Republican Party ■ Refused

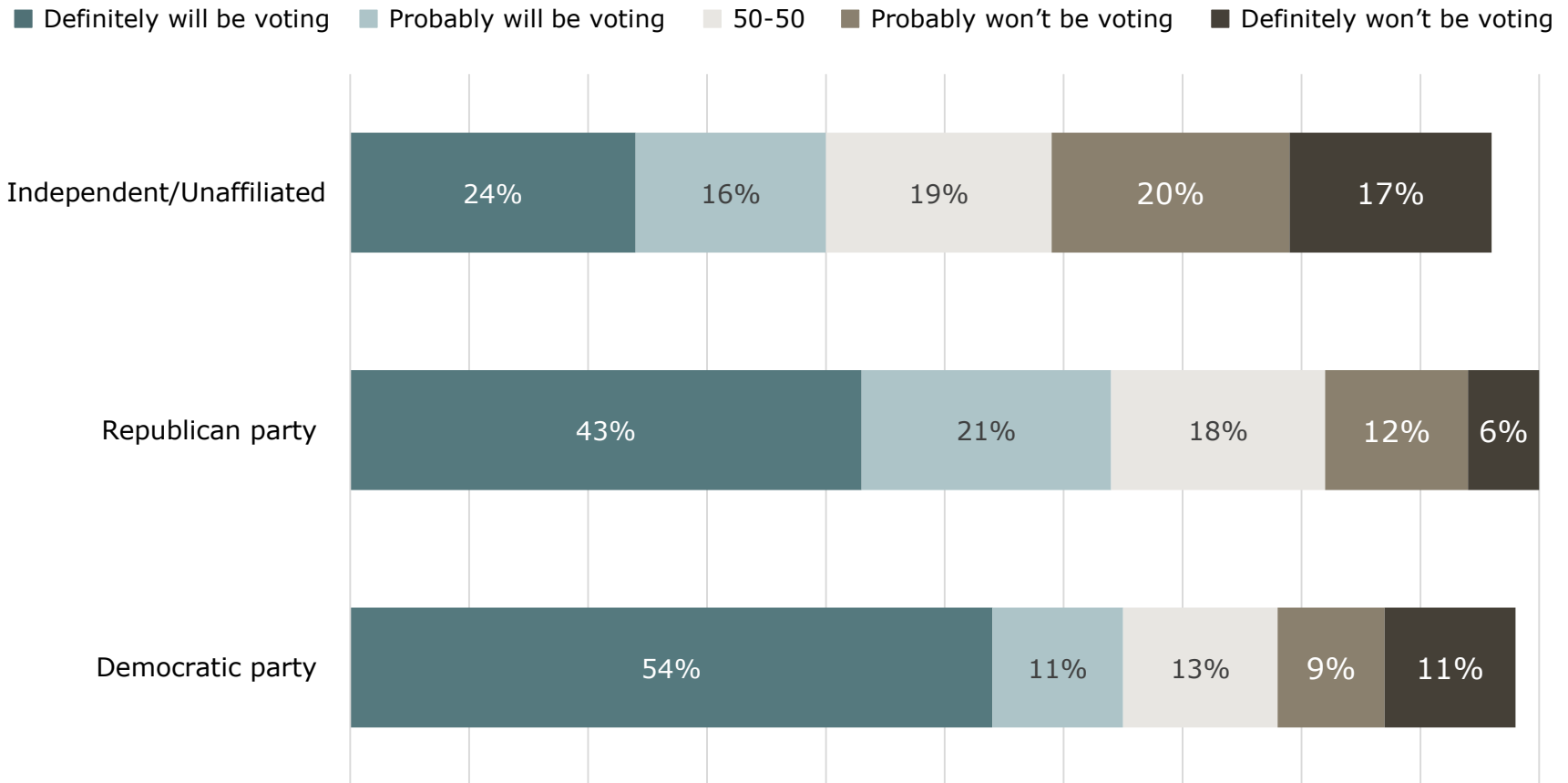


Sources: Harvard Kennedy School Institute of Politics, Dall 2018 National Youth Poll.

Forty percent of young voters report that they will likely vote in the 2018 midterm elections

How likely is it that you will vote in the upcoming elections for Congress?

2,003 TOTAL 18- TO 29- YEAR OLDS, BY PARTY IDENTIFICATION




Sources: Harvard Kennedy School Institute of Politics, Dall 2018 National Youth Poll.

Young voters generally disapprove of President Trump and would prefer not to re-elect him in 2020

In general, do you approve or disapprove of the job performance of Donald Trump as president?

2,003 TOTAL 18- TO 29- YEAR OLDS, BY PARTY IDENTIFICATION

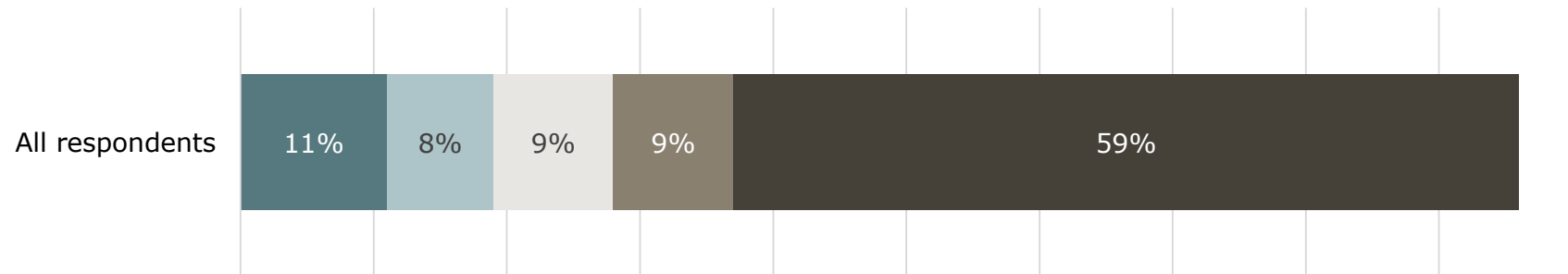
■ Approve ■ Disapprove ■ Refused



Which of the following comes closest to your view regarding re-electing President Trump in 2020?

2,003 TOTAL 18- TO 29- YEAR OLDS, BY PARTY IDENTIFICATION

■ I am sure to vote for him ■ There is a good chance I will vote for him ■ It is possible I will vote for him
■ It is unlikely I will vote for him ■ I will never vote for him



Sources: Harvard Kennedy School Institute of Politics, Dall 2018 National Youth Poll.