

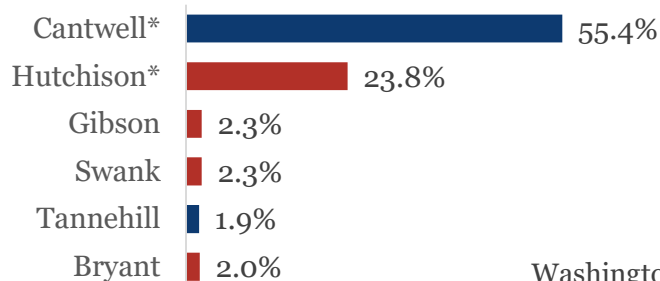
# 2018 election dashboard: WA-Senate

**Seat currently held by:**  
*Maria Cantwell (D)*



**Cook Rating:** *Solid D*

## 2018 Primary Results

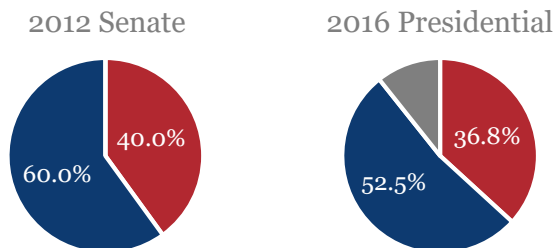


\*Primary winner  
 Washington state holds “jungle” primaries in which the top two finishers advance regardless of party

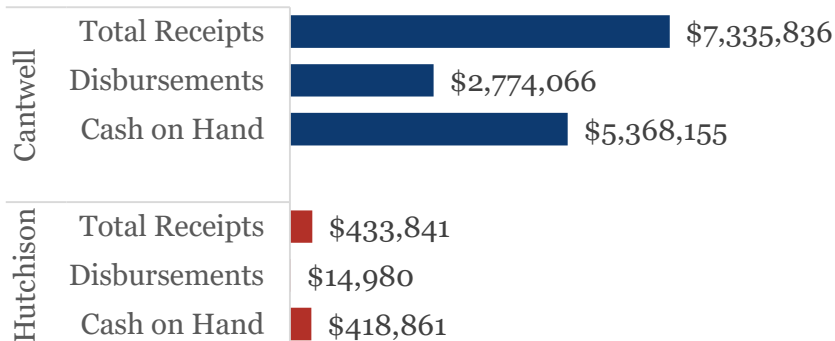
## Election dates

Filing deadline — May 18, 2018  
 Primary election — August 7, 2018  
 General election — November 6, 2018

## Previous election results



## Total Receipts, Disbursements, and Cash on Hand for 2018 Primary Winners



Sources: National Journal Research, 2018; Ballotpedia, 2018; Cook Political Report, 2018.

# 2018 election dashboard: WA-5

**Seat currently held by:**  
Cathy McMorris Rodgers (R)



**Cook Rating:** *Lean R*

**Cook Partisan Voting Index:** *R+8*

## 2018 Primary Results

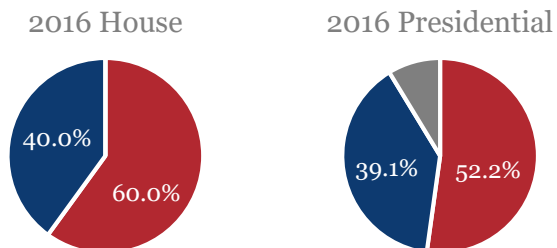


\*Primary winner  
Washington state holds “jungle” primaries in which the top two finishers advance regardless of party

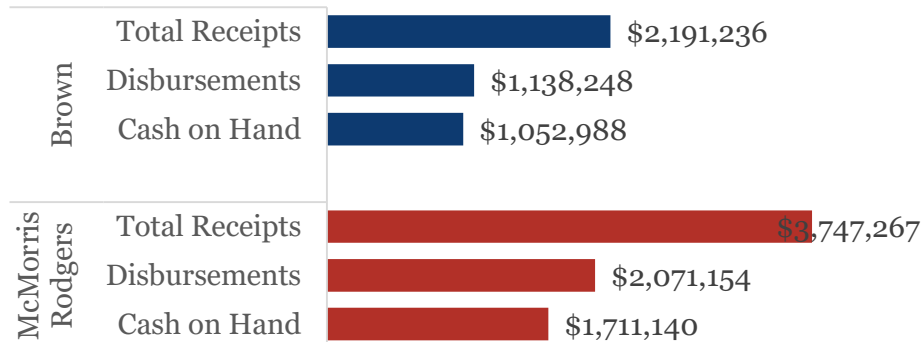
## Election dates

Filing deadline — May 18, 2018  
Primary election — August 7, 2018  
General election — November 6, 2018

## Previous election results



## Total Receipts, Disbursements, and Cash on Hand for 2018 Primary Winners




Sources: National Journal Research, 2018; Ballotpedia, 2018; Cook Political Report, 2018.

# 2018 election dashboard: WA-8

As of 1:15 a.m. August 12, 2018:  
The second place finisher in WA-8 is too close to call

**Seat currently held by:**  
*Dave Reichert (R)*



**Cook Rating:** *Toss Up*

**Cook Partisan Voting Index:** *EVEN*

**2018 Primary Results**

Rossi*	43.1%
Schrier	18.8%
Rittereiser	17.9%
Hader	12.6%

\*Primary winner  
Washington state holds “jungle” primaries in which the top two finishers advance regardless of party

**Election dates**

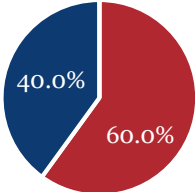
Filing deadline — May 18, 2018  
Primary election — August 7, 2018  
General election — November 6, 2018

**Total Receipts, Disbursements, and Cash on Hand for 2018 Primary Winners**

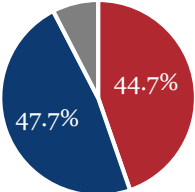
Rossi	Total Receipts	\$2,916,058
	Disbursements	\$1,081,399
	Cash on Hand	\$1,834,659

**Previous election results**

2016 House



2016 Presidential



Sources: National Journal Research, 2018; Ballotpedia, 2018; Cook Political Report, 2018.