

2018 Senate races and beyond

Cook Political Report ratings

Updated February 28, 2018

Producer

*Madelaine Pisani, Owen Minott,
Daniel Stublen, Adriana Morton*

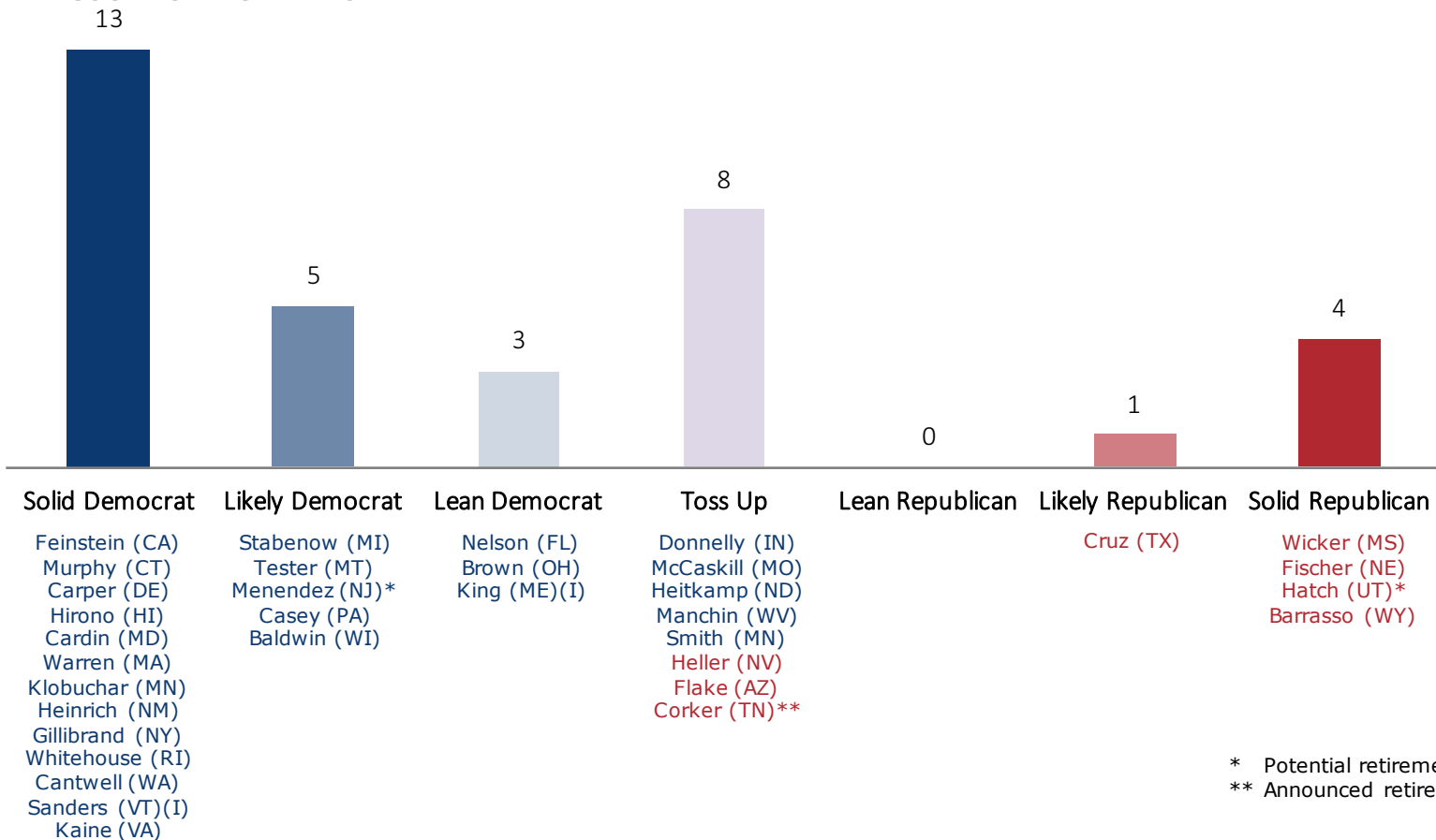
Director

Alistair Taylor

Senate Dems are defending 26 seats in 2018, five toss-ups

Breakdown of 2018 Senate races

THE COOK POLITICAL REPORT



* Potential retirement
 ** Announced retirement

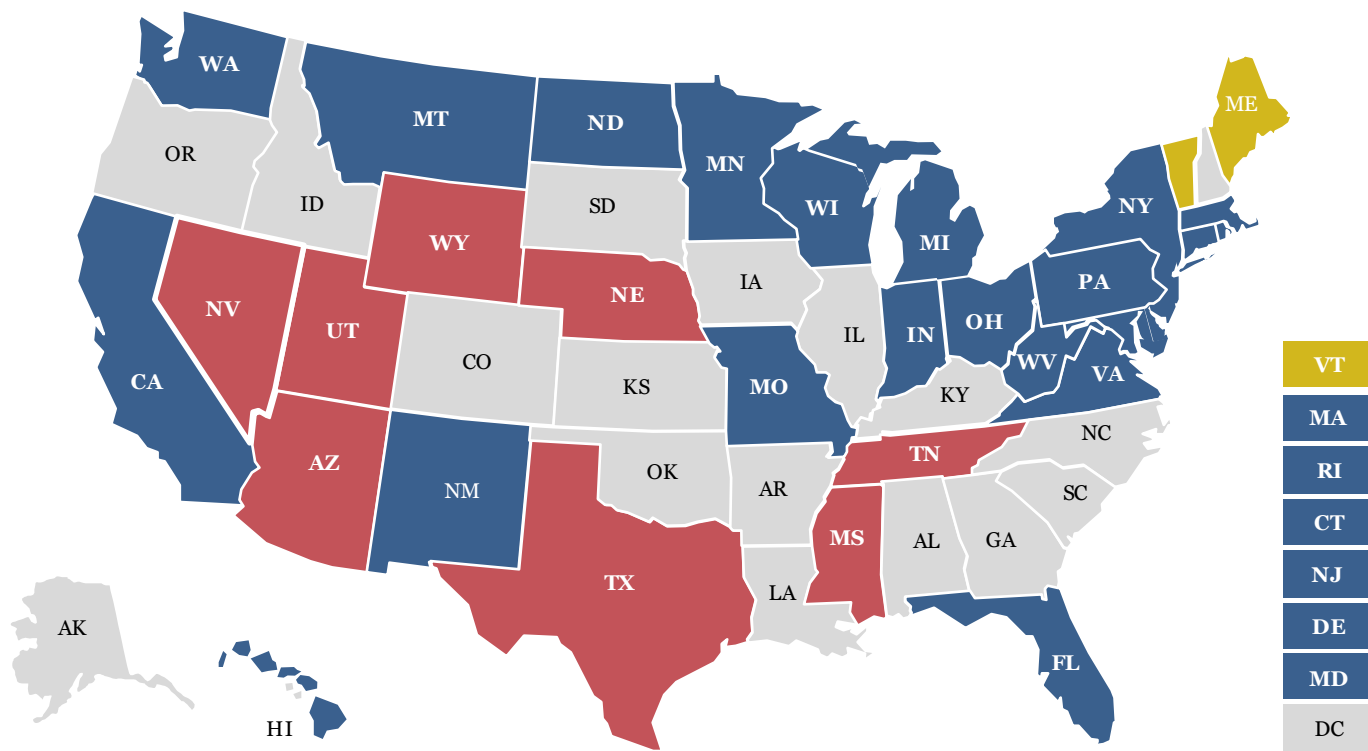
NB: Corker and Strange refer to their seats rather than the candidates who announced retirement and lost a special election primary challenge, respectively.

Source: The Cook Political Report, September 29, 2017.

26 seats up for election in 2018 are held by Democrats and Independents out of a total of 34

States with U.S. Senate seats up for election

■ Republican held seat ■ Democrat held seat ■ Independent held seat

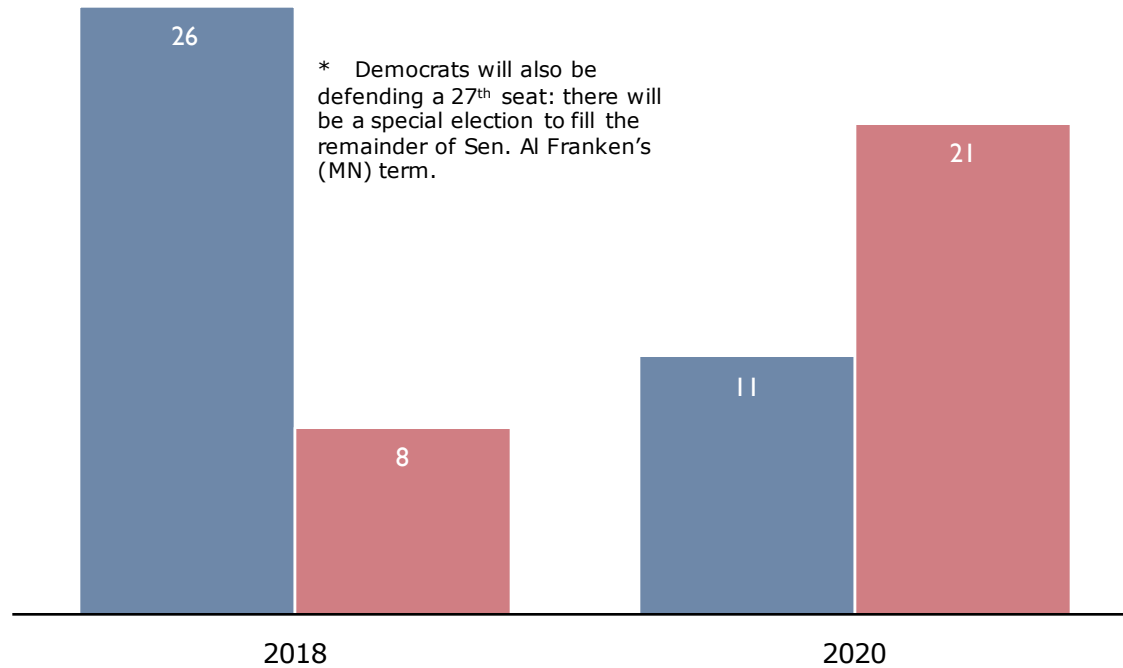


Sources: Charlie Cook, "Will History Hold in 2018 Midterms?" The Cook Political Report, January 9, 2017, NationalJournal Research, 2017.

Democrats, Republicans will take turns playing defense in upcoming elections

Senate seats in play, by election year

■ Republican seats ■ Democrat seats



Source: The Cook Political Report, 2017.

2018 Senate races by 2016 presidential performance

Senate seats in play, by election year

Clinton + 15 or greater	Clinton +5 to +14.9	Clinton +4.9 to Trump +4.9	Trump +5 to +14.9	Trump +15 or greater
DEMOCRATS (26)				
Feinstein (CA) +16.2 Hirono (HI) +32.2 Cardin (MD) +25.2 Warren (MA) +27.3 Gillibrand (NY) +21.3 Whitehouse (RI) +15.6 Sanders (VT)(I) +28.5 Cantwell (WA) +16.2	Murphy (CT) +13.3 Carper (DE) +11.5 Menendez (NJ) +13.2 Heinrich (NM) +8.3	King (ME)(I) D +2.7 Klobuchar (MN) D +1.5 Smith (MN) D +1.5 Kaine (VA) D +4.9 Stabenow (MI) R +0.3 Nelson (FL) R +1.3 Baldwin (WI) R +1 Casey (PA) R +1.2	Brown (OH) +8.6	Donnelly (IN) +19.3 McCaskill (MO) +19.1 Tester (MT) +20.5 Heitkamp (ND) +36.3 Manchin (WV) +42.2
REPUBLICANS (8)				
		Heller (NV) +2.4 Flake (AZ) +4.1	Cruz (TX) +9.2	Fischer (NE) +226.3 Corker (TN) +26.2 Hatch (UT) +18.1 Wicker (MS) +18.6 Barrasso (WY) +47.6

Source: "2016 Senate election results," Politico, December 13, 2016.

2020 Senate races by 2012 presidential performance

Senate seats in play, by election year

Clinton + 15 or greater	Clinton +5 to +14.9	Clinton +4.9 to Trump +4.9	Trump +5 to +14.9	Trump +15 or greater
DEMOCRATS (11)				
Coons (DE) +11.5 Durbin (IL) +16 Markey (MA) +27.3 Booker (NJ) +13.2 Reed (RI) +15.6	Franken (MN) +8.3 Shaheen (NH) +6 T. Udall (NM) +0.4 Merkley (OR) +10.6	Warner (VA) D+4.9 Peters (MI) R+0.3		
REPUBLICANS (21)				
		Gardner (CO) D+2.8 Collins (ME) D+2.7 Tillis (NC) R+3.8	Perdue (GA) +5.7 Ernst (IA) +9.6 Graham (SC) +14.1 Cornyn (TX) +9.2	Sullivan (AK) +27.4 Cotton (AR) +26.6 Risch (ID) +31.6 Roberts (KS) +21 McConnell (KY) +25.3 Cochran (MS) +18.6 Daines (MT) +20.5 Cassidy (LA) +19.7 Sasse (NE) +26.1 Inhofe (OK) +36.4 Rounds (SD) +29.8 Alexander (TN) +26.2 Capito (WV) +42.2 Enzi (WY) +47.6

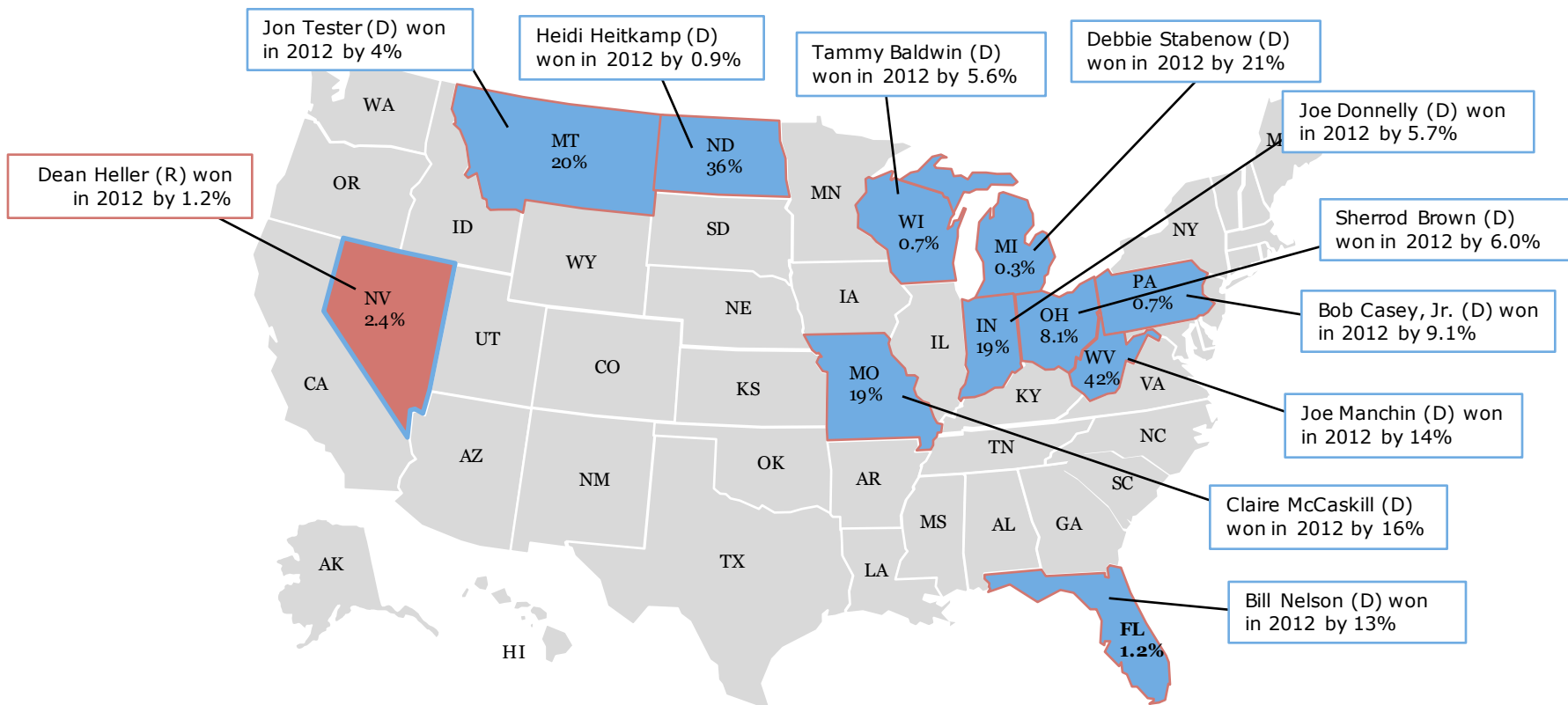
Source: "2016 Senate election results," Politico, December 13, 2016.

Of the 26 Democratic senators up for re-election, Trump won 10 of their states – and five by double digits

Senators up for re-election in states won by the opposing party's 2016 presidential candidate

PERCENTS INSIDE THE STATE REPRESENT BY HOW MUCH THE OTHER PARTY'S PRESIDENTIAL CANDIDATE WON IN 2016

■ Clinton victory
 ■ Trump victory
 ■ Democratic senator up for re-election
 ■ Republican senator up for re-election

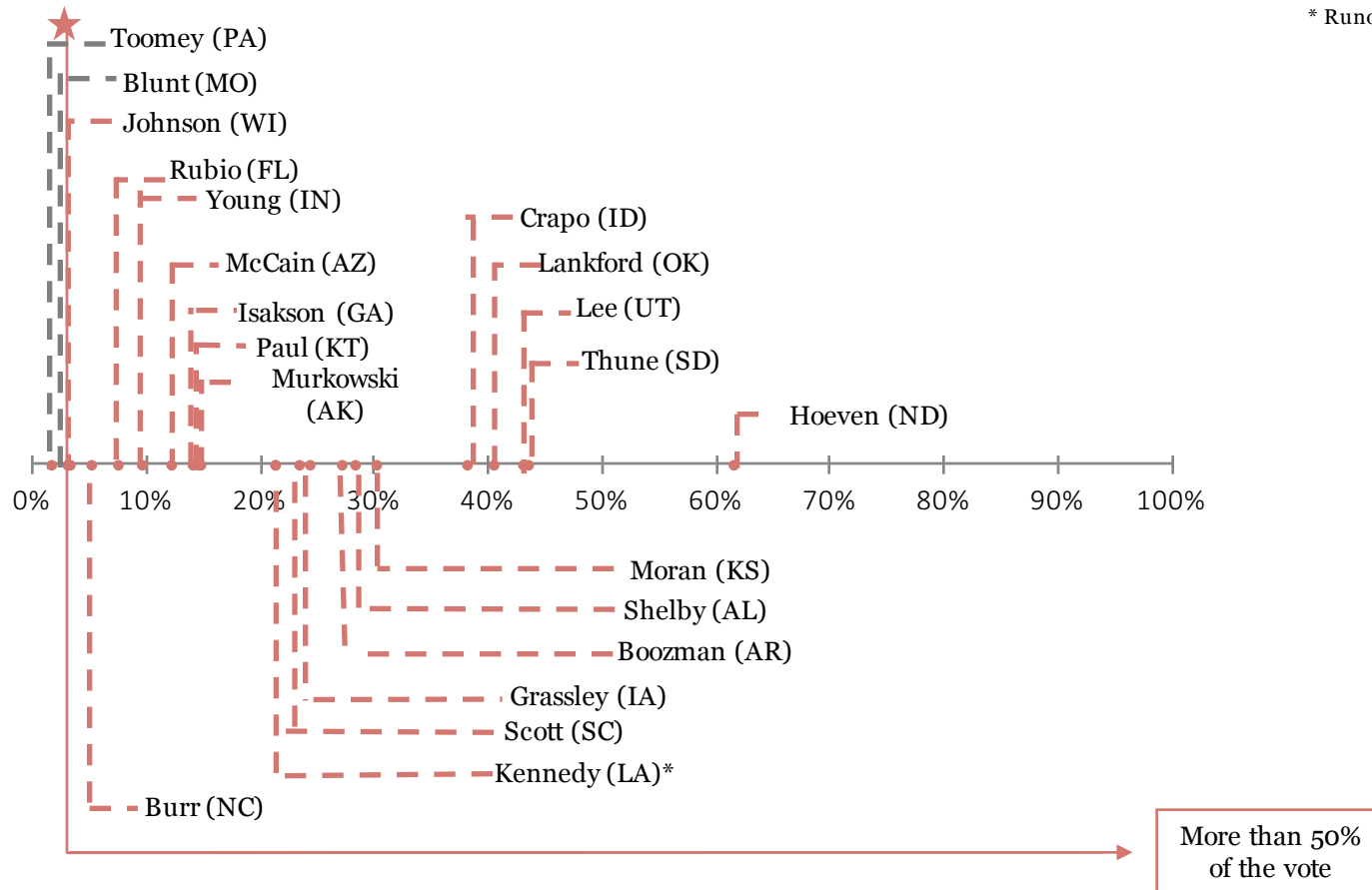


Sources: National Journal Research, 2017.

Two GOP senators won with less than 50% of the vote in 2016

Margin of victory of GOP senators in the 2016 election

* Runoff election

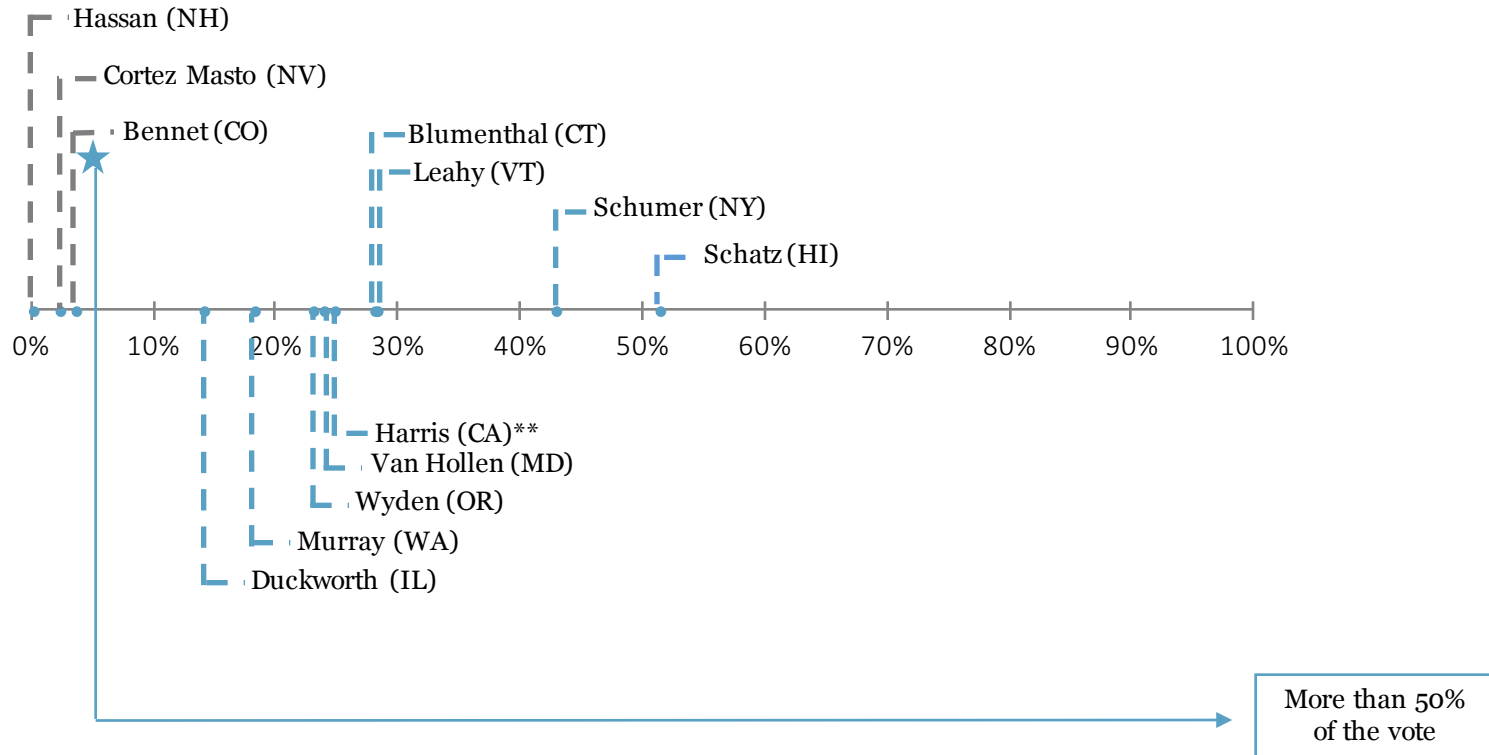


Source: "2016 Senate election results," Politico, December 13, 2016.

Three Democratic senators won with less than 50% of the vote

Margin of victory of Democratic senators in the 2016 election

** Top two primary system



Source: "2016 Senate election results," Politico, December 13, 2016.

Breakdown of current senators

Number of Senate seats in the 115th Congress, by party

■ Republican seats ■ Democrat seats ■ Independent seats



Source: "2016 Senate election results," Politico, December 13, 2016; "115th Congress (2017-2019)" United States Senate, 2018.