

# The US immigration system

A primer on temporary and permanent admissions, including categories and annual limits

**February 22, 2018**

**Director**  
*Alistair Taylor*

# There are a number of different categories for temporary, non-immigrant admissions

## Temporary, non-immigrant admissions, 2016



**B-1** business visitors: **5,147,037**

**Visa waiver:** **3,142,597**

**L 1-2** intracompany transfers with multinationals: **954,394**

**H-1B** professional specialty workers: **534,365**

**H-2A** agricultural guest workers: **348,052**

**H-2B** non-agricultural guest workers: **119,446**

**J** cultural exchange visitors: **574,617**

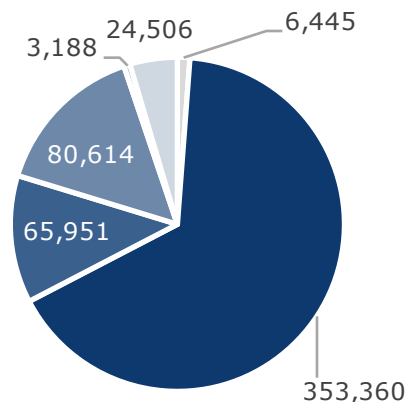
**F/M** foreign students, academic & vocational: **1,954,373**



## Workers in specialty occupations (H1B) by region, 2016



- Africa
- Asia
- Europe
- North America
- Oceania
- South America



Sources: DHS, "2016 Yearbook of Immigration Statistics."

# There are four main categories for permanent immigrants under the Immigration and Nationality Act

## Categories for permanent immigrants & underlying principles



- **Family-based** – family reunification
- **Work-based** – contribution to labor market
- **Diversity lottery** – diversity of country of origin
- **Refugees & asylees** – humanitarian assistance

## Annual limits on permanent immigration

Under the INA, there is a **“permeable” annual limit of 675,000** people, broken down into:



- **480,000** family-sponsored immigrants
- **140,000** employment-based immigrants
- **55,000** diversity visa immigrants

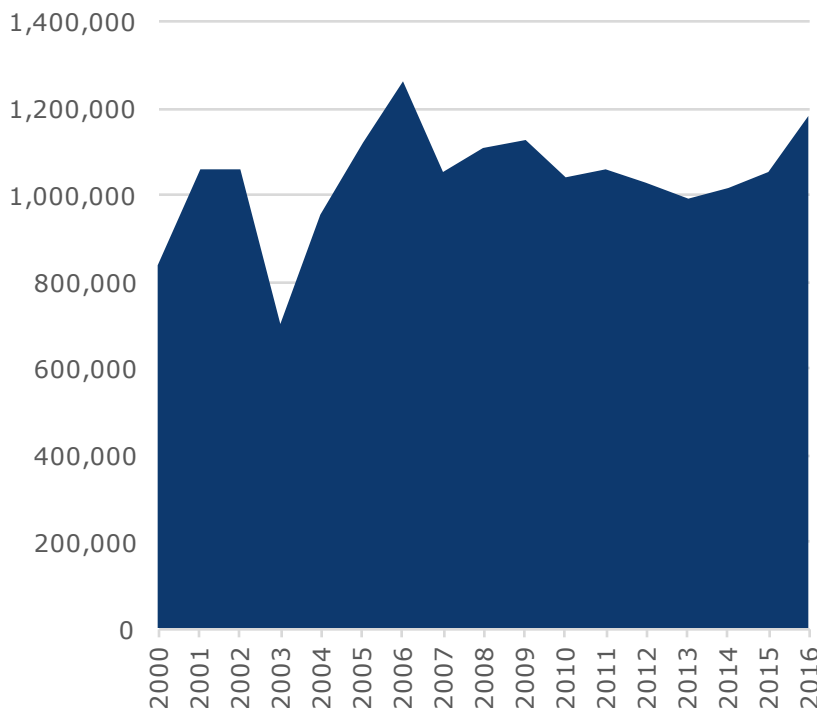


There is a **7% cap** on family-sponsored and employment-based immigrants from any one country in each category

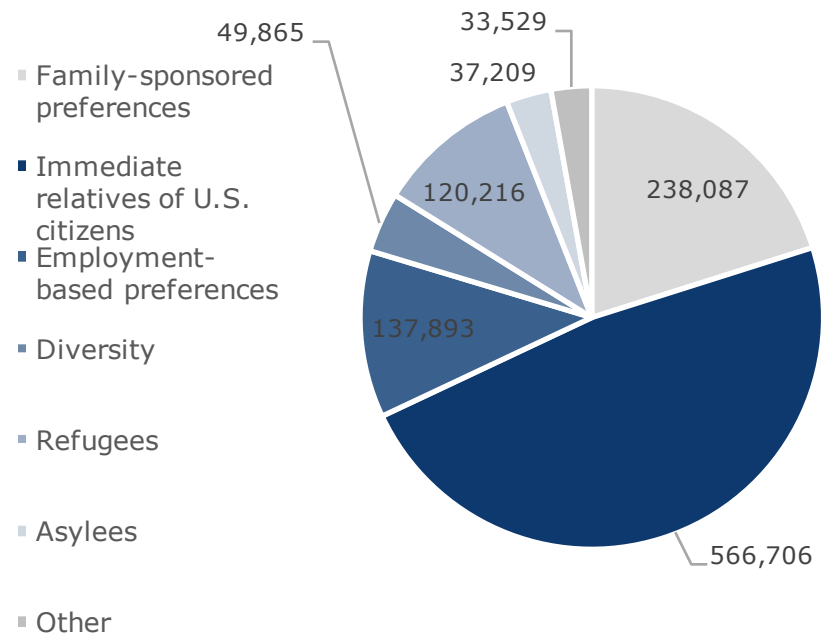
# Most LPR status recipients are family-sponsored or immediate relatives of US citizens

## Lawful permanent residents

The total number of lawful permanent residents has **averaged around 1m per year** over the past decade




People obtaining LPR status by type, 2016



Sources: DHS, "2016 Yearbook of Immigration Statistics."


# The two largest categories for permanent immigrants are family-based and employment-based immigration

## Family-based immigration



- There are two groups that are eligible: **immediate relatives and preference immigrants**
- Accounts for **around two-thirds of all immigrants**
- **No limits** on qualified immediate relatives, **annual limit of 226,000** on preference immigrants and **7% annual per-country cap**

## Employment-based immigration




- There are five preference categories for **workers based on ability, training/education and need; “special immigrants;” and investors**
- Limited to **140,000 admissions** per year and subject to the **7% per-country cap**

Source: Congressional Research Service, “A Primer on U.S. Immigration Policy,” November 14, 2017.

# The diversity lottery and the refugee & asylee system account for around 15% of permanent immigrants granted LPR status

## Diversity lottery system



- The diversity lottery system is designed to **promote immigration from countries that typically send few immigrants** to the US
- Recipients are **chosen by lottery** from applicants

## Refugees & asylees



- Refugees and asylees are people who are unable or unwilling to return to their home country because of **persecution or the risk of persecution**
- Their annual number – **the refugee ceiling** – is **set directly by the president**