

2018 Senate races and beyond

Cook Political Report ratings

Updated November 14, 2017

Producer

*Madelaine Pisani, Owen Minott,
Daniel Stublen, Adriana Morton*

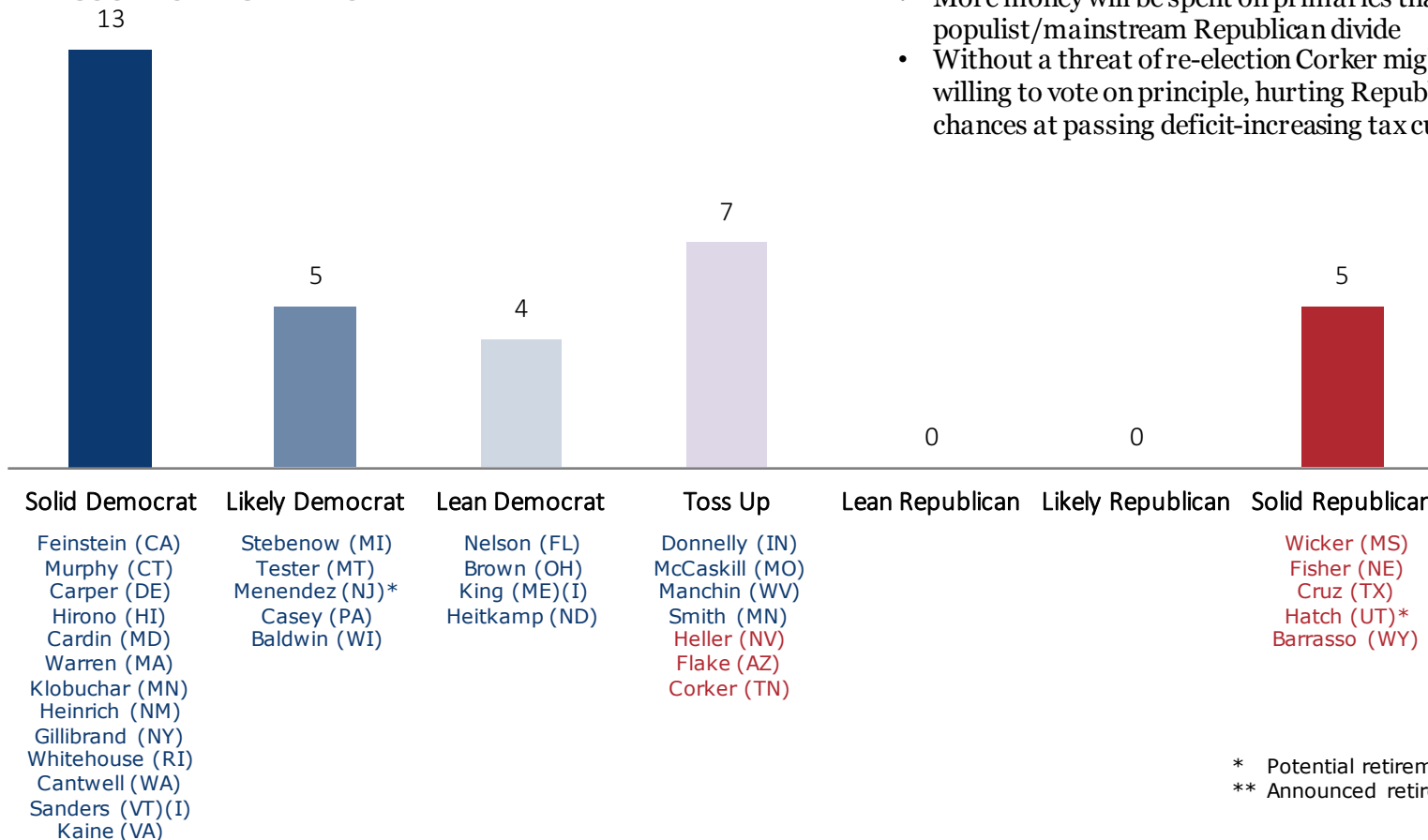
Director

Alistair Taylor

Senate Dems are defending 25 seats in 2018, four toss-ups

Breakdown of 2018 Senate races

THE COOK POLITICAL REPORT



What does Corker's retirement mean?

- More money will be spent on primaries that test the populist/mainstream Republican divide
- Without a threat of re-election Corker might be more willing to vote on principle, hurting Republican's chances at passing deficit-increasing tax cuts

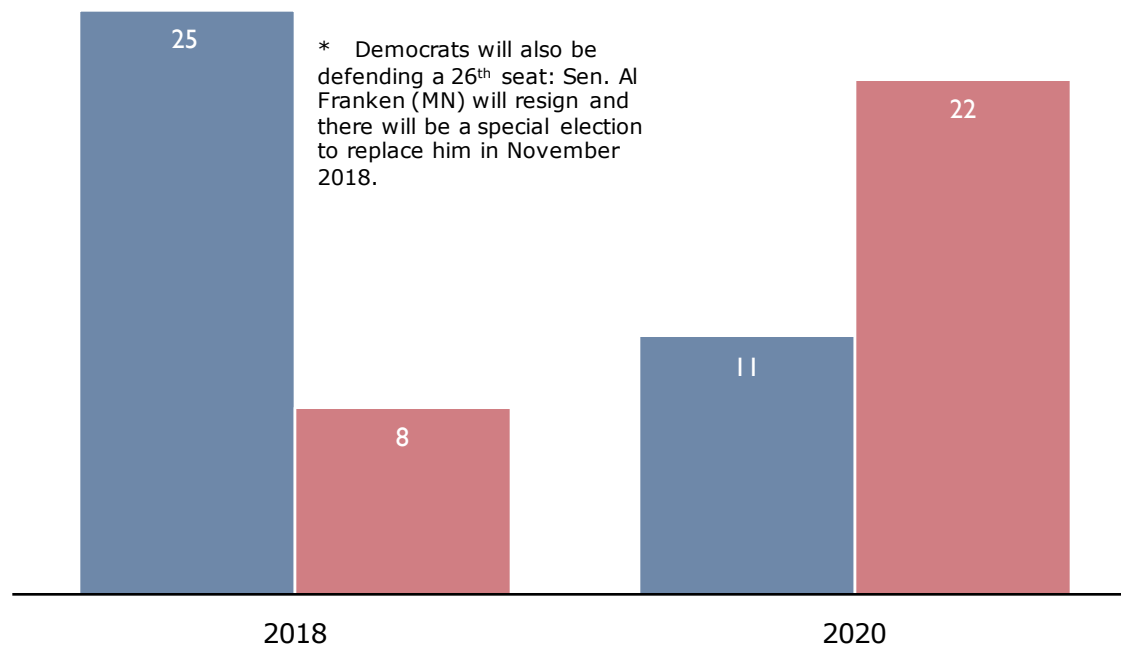
NB: Corker and Strange refer to their seats rather than the candidates who announced retirement and lost a special election primary challenge, respectively.

Source: The Cook Political Report, September 29, 2017.

Democrats, Republicans will take turns playing defense in upcoming elections

Senate seats in play, by election year

■ Republican seats ■ Democrat seats



Source: The Cook Political Report, 2017.

2018 Senate races by 2016 presidential performance

Senate seats in play, by election year

Clinton + 15 or greater	Clinton +5 to +14.9	Clinton +4.9 to Trump +4.9	Trump +5 to +14.9	Trump +15 or greater
DEMOCRATS (25)				
Feinstein (CA) +16.2 Hirono (HI) +32.2 Cardin (MD) +25.2 Warren (MA) +27.3 Gillibrand (NY) +21.3 Whitehouse (RI) +15.6 Sanders (VT)(I) +28.5 Cantwell (WA) +16.2	Murphy (CT) +13.3 Carper (DE) +11.5 Menendez (NJ) +13.2 Heinrich (NM) +8.3	King (ME)(I) D +2.7 Klobuchar (MN) D +1.5 Kaine (VA) D +4.9 Stabenow (MI) R +0.3 Nelson (FL) R +1.3 Baldwin (WI) R +1 Casey (PA) R +1.2	Brown (OH) +8.6	Donnelly (IN) +19.3 McCaskill (MO) +19.1 Tester (MT) +20.5 Heitkamp (ND) +36.3 Manchin (WV) +42.2
REPUBLICANS (9)				
		Heller (NV) +2.4	Flake (AZ) +4.1 Wicker (MS) +18.6	Fischer (NE) +226.3 Corker (TN) +26.2 Cruz (TX) +9.2 Hatch (UT) +18.1 Strange (AL) +28.3 Barrasso (WY) +47.6

Source: "2016 Senate election results," Politico, December 13, 2016.

2020 Senate races by 2012 presidential performance

Senate seats in play, by election year

Clinton + 15 or greater	Clinton +5 to +14.9	Clinton +4.9 to Trump +4.9	Trump +5 to +14.9	Trump +15 or greater
DEMOCRATS (11)				
Coons (DE) +11.5 Durbin (IL) +16 Markey (MA) +27.3 Booker (NJ) +13.2 Reed (RI) +15.6	Franken (MN) +8.3 Shaheen (NH) +6 T. Udall (NM) +0.4 Merkley (OR) +10.6	Warner (VA) D+4.9 Peters (MI) R+0.3		
REPUBLICANS (21)				
		Gardner (CO) D+2.8 Collins (ME) D+2.7 Tillis (NC) R+3.8	Perdue (GA) +5.7 Ernst (IA) +9.6 Graham (SC) +14.1 Cornyn (TX) +9.2	Sullivan (AK) +27.4 Cotton (AR) +26.6 Risch (ID) +31.6 Roberts (KS) +21 McConnell (KY) +25.3 Cochran (MS) +18.6 Daines (MT) +20.5 Cassidy (LA) +19.7 Sasse (NE) +26.1 Inhofe (OK) +36.4 Rounds (SD) +29.8 Alexander (TN) +26.2 Capito (WV) +42.2 Enzi (WY) +47.6

Source: "2016 Senate election results," Politico, December 13, 2016.

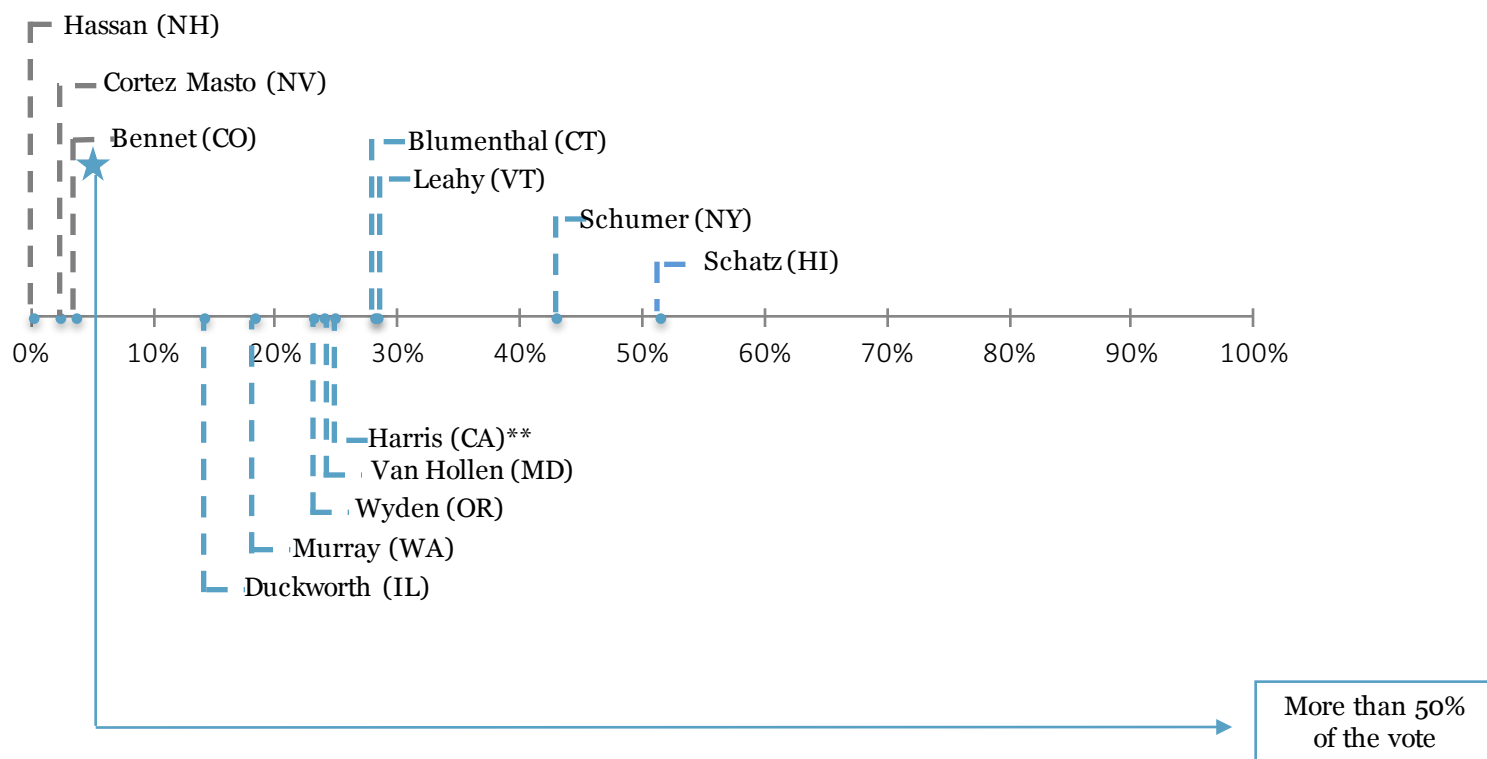
Margin of victory of GOP senators in the 2016 election



Three Democratic senators won with less than 50% of the vote

Margin of victory of Democratic senators in the 2016 election

** Top two primary system



Source: "2016 Senate election results," Politico, December 13, 2016.

Breakdown of current senators

Number of Senate seats in the 115th Congress, by party

■ Republican seats ■ Democrat seats ■ Independent seats



Source: "2016 Senate election results," Politico, December 13, 2016.