

# Virginia's 2017 election results

Results from the statewide legislative and executive elections

**November 14, 2017**

**Producer**

*Adriana Morton*

**Director**

*Alistair Taylor*

# Overview of Virginia 2017 election results

## Governor



Details	
Full name:	Ralph Northam
Party:	Democratic
Votes (%):	1,405,007 (53.9%)
Term length:	4 years
Term limit:	No consecutive terms

## Lt. Governor



Details	
Full name:	Justin Fairfax
Party:	Democratic
Votes (%):	1,362,039 (52.7%)
Term length:	4 years
Term limit:	No term limit

## Attorney General



Details	
Full name:	Mark Herring
Party:	Democratic
Votes (%):	1,379,637 (53.3%)
Term length:	4 years
Term limit:	No term limits

Sources: Ballotpedia; National Journal research.

# Gov. Ralph Northam



## Extended Biography

Ralph Northam grew up on Virginia’s Eastern Shore and attended local public schools. He attended the Virginia Military Institute (VMI), where he graduated with distinction. After VMI, Ralph was commissioned a second lieutenant in the United States Army. He attended Eastern Virginia Medical School and then traveled to San Antonio for a pediatric residency, where he met his wife Pam—a pediatric occupational therapist at the same hospital. Ralph served eight years of active duty and rose to the rank of major. Ralph did his residencies at the Walter Reed Army Medical Center, and he served as chief neurological resident at Johns Hopkins Hospital. As an Army doctor, he served in Germany, treating soldiers wounded in Operation Desert Storm. Northam was first elected to the Virginia State Senate in 2007 and served until 2013 when he was elected lieutenant governor. As lieutenant governor, he supported efforts to end veteran homelessness and fostered bipartisan support for legislation banning smoking in Virginia’s public restaurants.

## Biography

Previously: Lt. Gov  
Elected: 2017

Education:  
VA Military Inst., B.S.;  
Eastern VA Med. School,  
M.D.

Family: Married (Pam),  
2 children

## Stance on Issues

- Open to expanding state charter school funding
- Supports exempting low-income Virginians from the 2.5% grocery tax
- Supports a tax credit for small businesses to increase parental leave
- Committed to making early education and children’s health care more affordable

## Election Results

### 2017 General

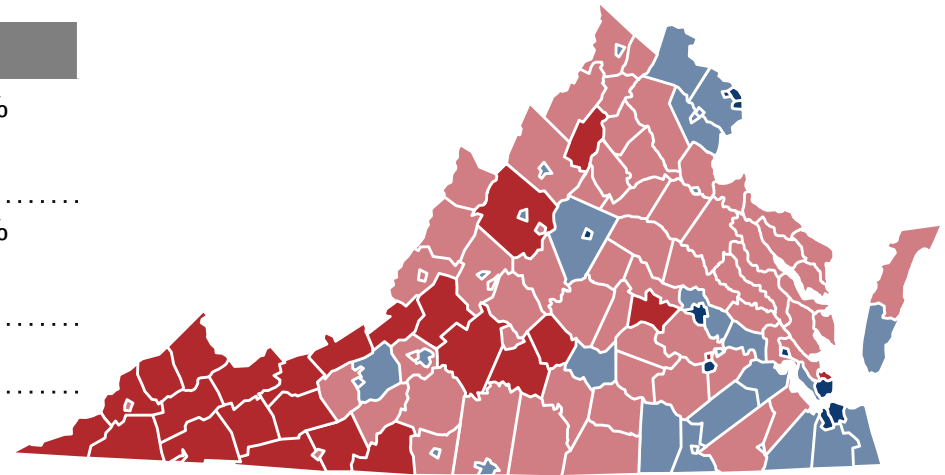
Ralph Northam (D)	Votes: 1,404,851	Percent: 53.7%
Ed Gillespie (R)	Votes: 1,180,415	Percent: 45.1%

Sources: Ballotpedia, 2017; Ralph Northam for Governor of Virginia, 2017.

# Northam saw surprisingly high support in central Virginia, while Gillespie had high margins in western Virginia

## Virginia gubernatorial election results, by county

Legend	Candidate	Votes	Pct.
<b>Won by:</b> ■ 50%-70% ■ 70%+	Ralph Northam (D)	1,404,851	53.7%
<b>Won by:</b> ■ 50%-70% ■ 70%+	Ed Gillespie (R)	1,180,415	45.1%
	Clifford Hyra (L)	30,240	1.2%



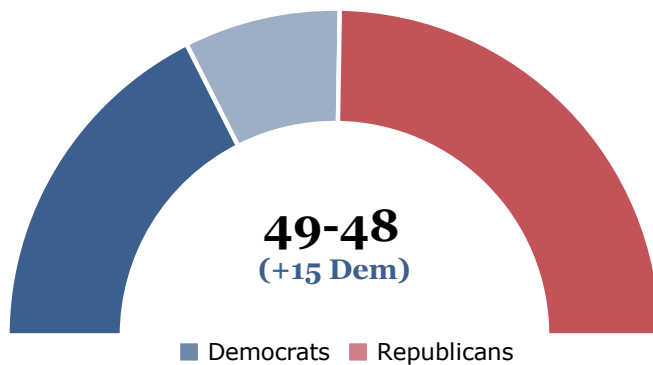
### Analysis

- Western Virginia was a stronghold for Ed Gillespie
- Northam found the highest support primarily in urban areas
- Voter turnout appears to be significantly higher than the last gubernatorial election in 2013
- Democrats' margin of victory in Virginia has grown steadily over the past two major elections

Sources: Ballotpedia; National Journal research.

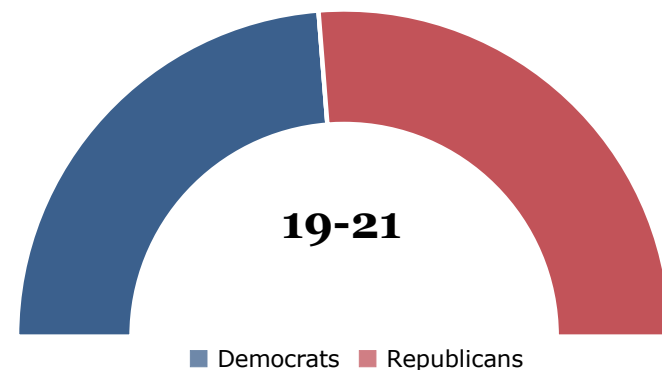
# Overview of state legislature election results

## Changes in House of Delegates



\*3 seats are not included in this count because they are too close to call as of 9:00 AM, November 14, 2017

## State Senate



\*The Virginia State Senate did not have an election in 2017

### Analysis

- Northam's win in the gubernatorial election carried over to the election for the House of Delegates
- Elections in the 28<sup>th</sup>, 40<sup>th</sup> and 94<sup>th</sup> districts are too close to call and are inconclusive
- The next State Senate election will take place on November 5, 2019