

2016 State Election Analysis: Wisconsin

Presidential, Senate and House election results

February 16, 2017

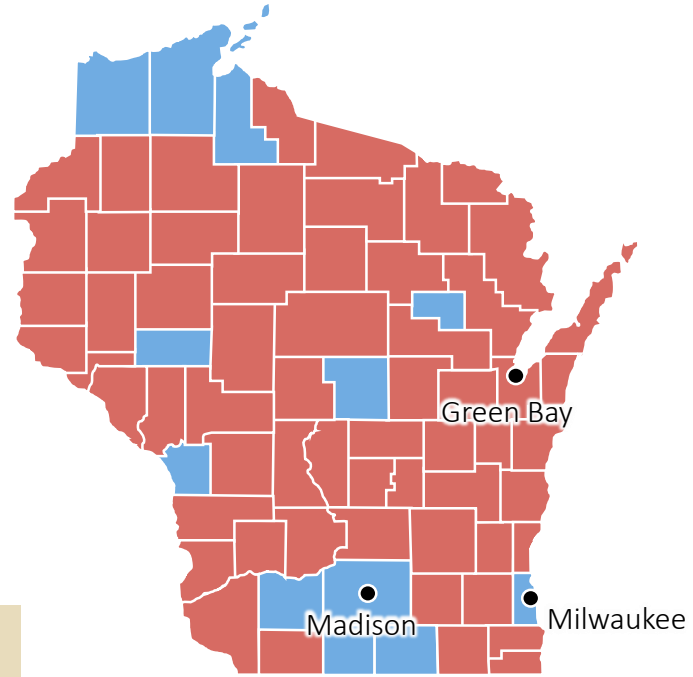
Producer: Justin C. Brown

Director: Alistair Taylor

Wisconsin votes Republican for the first time since 1984

Wisconsin presidential election results, by county

Legend	Candidate	Votes	Pct.
■	Donald Trump/Mike Pence	1,405,284	47.2%
■	Hillary Clinton/Tim Kaine	1,382,536	46.4%
	Gary Johnson/Bill Weld	106,674	3.6%
	Jill Stein/Ajamu Baraka	31,072	1.1%



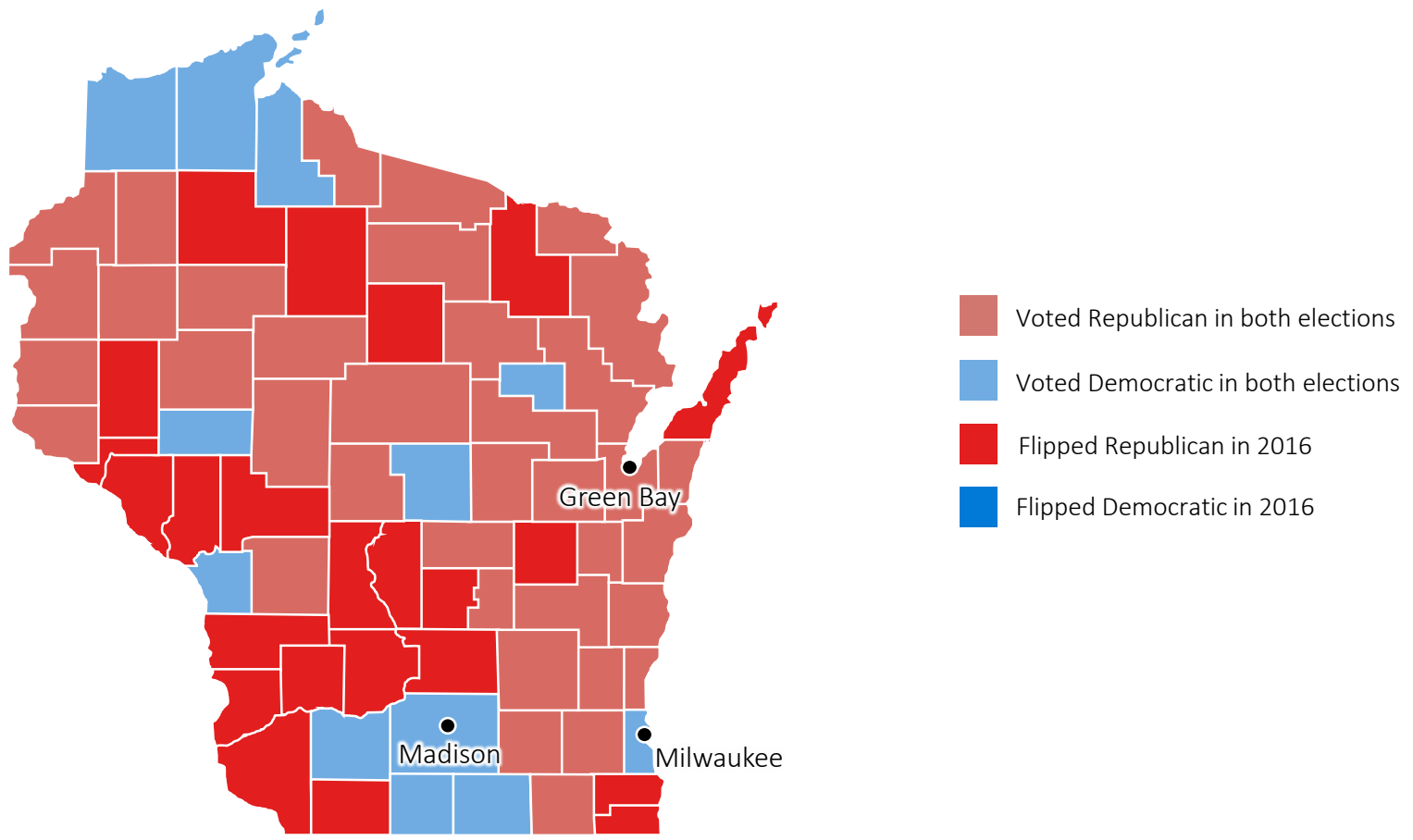
Analysis

- Trump flipped more than 20 counties that voted for Obama in 2012, a staggering amount that proves that Trump connected with voters across the state while Clinton failed to do so meaningfully outside of major cities.
- Turnout in the state was slightly below 2012 levels, which traditionally helps Republicans more than Democrats.

Sources: National Journal Research, 2016; Associated Press, 2016.

More than 20 counties in Wisconsin voted for Obama in 2012 and Trump in 2016

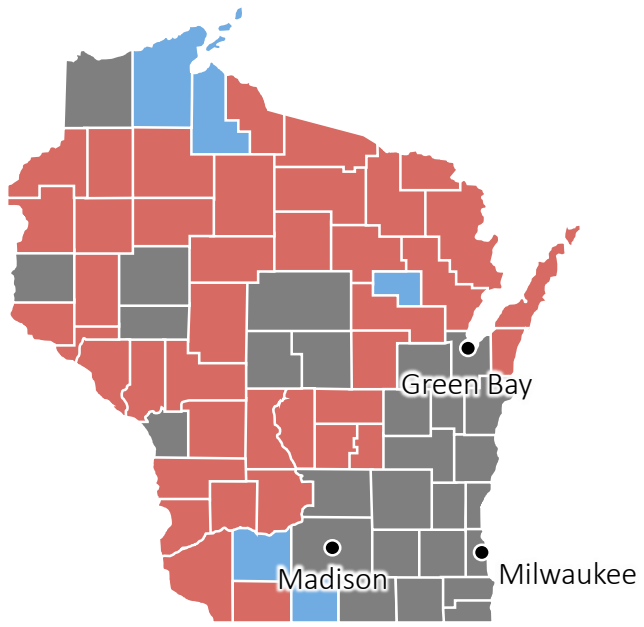
Comparing 2012 and 2016 presidential election results



Sources: National Journal Research, 2016; Associated Press, 2016.

Wisconsin sees high turnout among registered voters

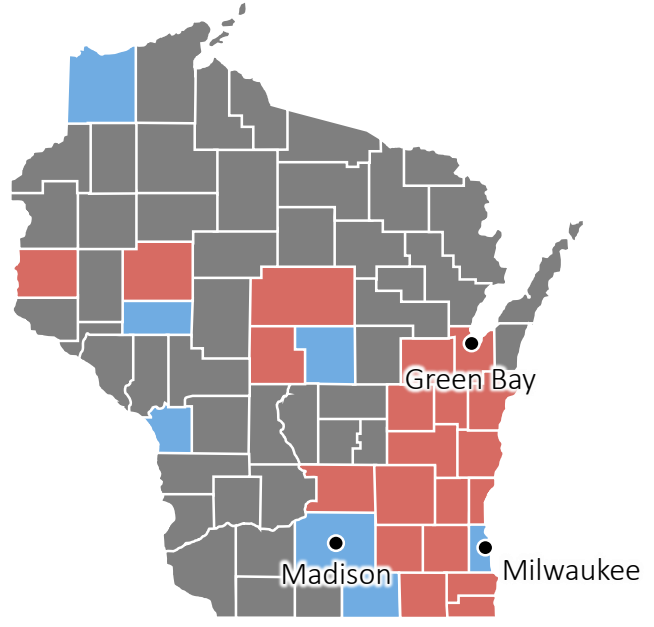
Rural counties



Legend	Candidate	Votes	Pct.
■	Donald Trump/Mike Pence	331,898	56.4%
■	Hillary Clinton/Tim Kaine	222,446	37.9%

Rural Turnout: 85%

Urban and suburban counties



Legend	Candidate	Votes	Pct.
■	Hillary Clinton/Tim Kaine	1,160,090	48.6%
■	Donald Trump/Mike Pence	1,073,386	44.9%

Urban Turnout: 83%

Sources: National Journal Research, 2016; Associated Press, 2016; Wisconsin Secretary of State, "Recount Results by County," 2016.

Wisconsin Senate Race Results

Winner



Ron Johnson (R)
Margin of victory: 5%

2016 Candidates



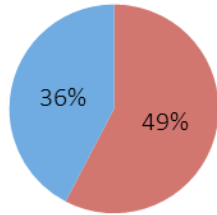
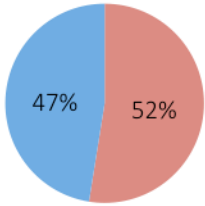
Ron Johnson (R)
Senator from
Wisconsin



Russ Feingold (D)
Former Senator
from Wisconsin

State Overview

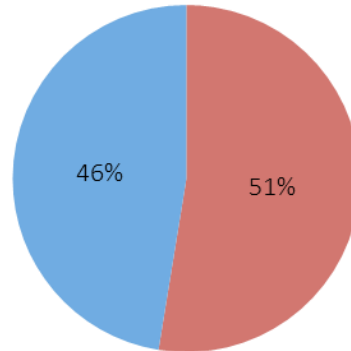
'10 Senate Race Results '16 Presidential Race Results



Results

(as of 11/9/16)

■ Johnson (R) ■ Feingold (D)



Fundraising

(in millions, as of 10/19/16)

■ Total Spending ■ Cash on Hand



Dates to Watch



Sworn in: Jan. 3, 2017

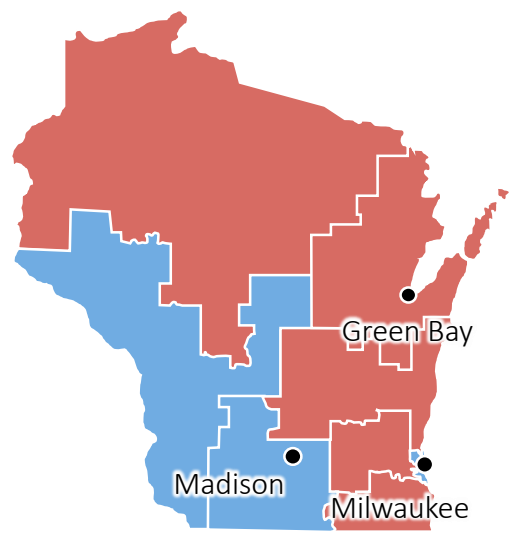
Sources: National Journal research, 2016; Open Secrets, 2016.

All of Wisconsin's House incumbents see wins, Republicans hold 8th district with newcomer Gallagher

Results of Wisconsin congressional races

Italics denote incumbent

District	Winner	% Vote	Challenger	% Vote
WI-01	<i>Ryan (R)</i>	65%	Solen (D)	30%
WI-02	<i>Pocan (D)</i>	69%	Theron (R)	31%
WI-03	<i>Kind (D)</i>		Uncontested	
WI-04	<i>Moore (D)</i>	77%	Raymond (I)	12%
WI-05	<i>Sensenbrenner (R)</i>	67%	Penebaker (D)	29%
WI-06	<i>Grothman (R)</i>	57%	Lloyd (D)	37%
WI-07	<i>Duffy (R)</i>	62%	Hoelt (D)	38%
WI-08	Gallagher (R)	63%	Nelson (D)	37%



Sources: National Journal Research, 2016; Associated Press, 2016.