

# **2016 State Election Analysis: West Virginia**

Presidential, Senate and House election results

**January 19, 2017**

**Producer:** Justin C. Brown

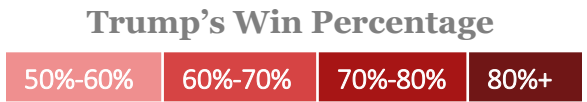
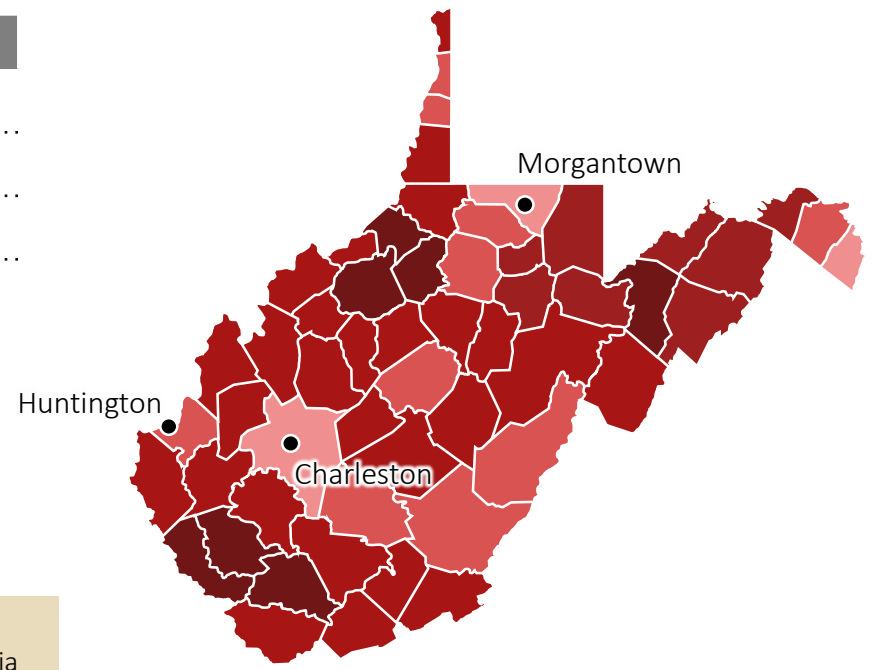
**Director:** Alistair Taylor

---

# Donald Trump wins every county in West Virginia

## West Virginia presidential election results, by county

Legend	Candidate	Votes	Pct.
<span style="color: red;">■</span>	Donald Trump/Mike Pence	489,371	67.9%
	Hillary Clinton/Tim Kaine	188,794	26.2%
	Gary Johnson/Bill Weld	23,004	3.2%



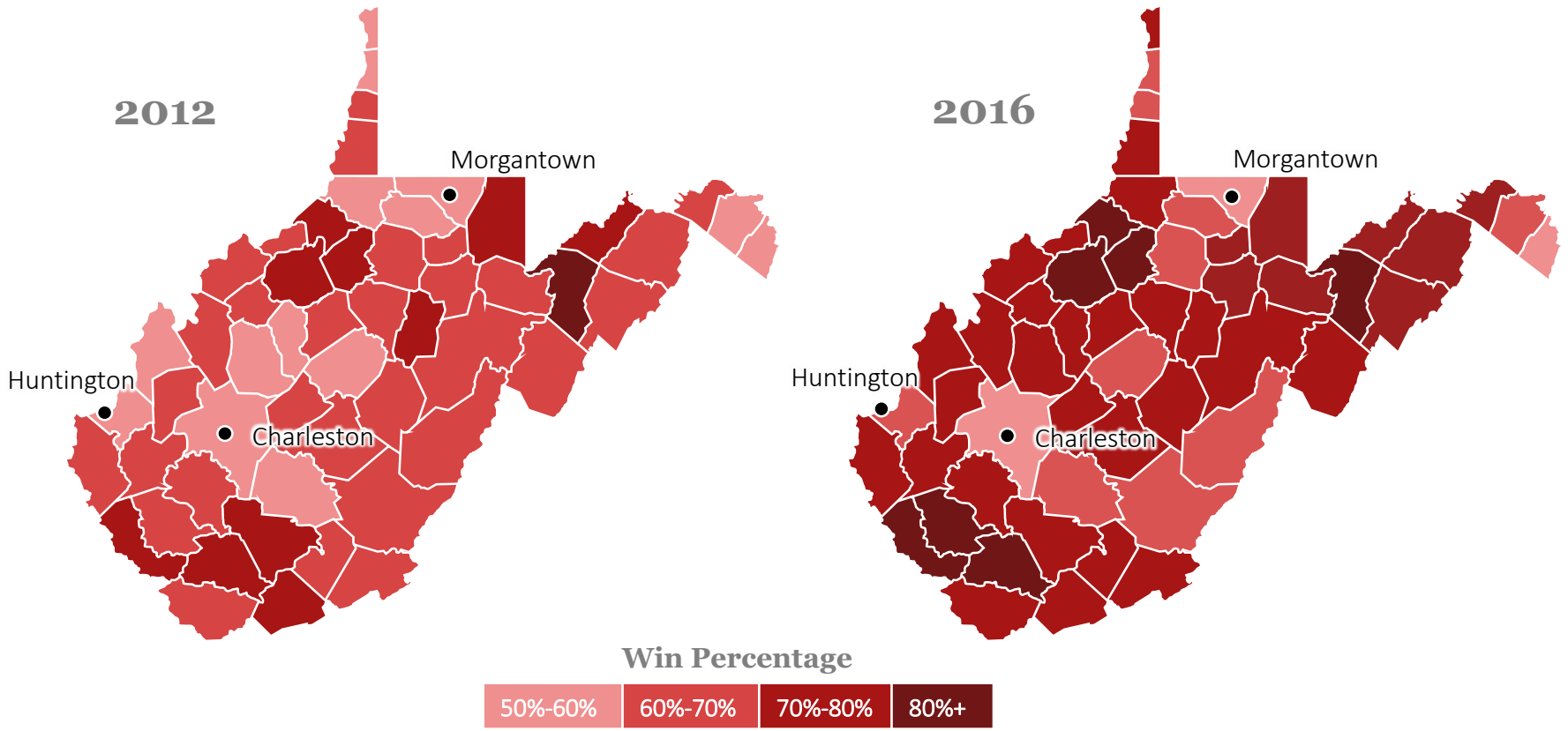
### Analysis

- Trump's worst county-level performance in the state was in Monongalia county, home to Morgantown and West Virginia University.
- Despite her 2008 primary win in the state and Bill Clinton's general election wins in both 1992 and 1996, many voters held extremely negative views of Hillary after statement indicating that she would put a lot of coal miners and companies out of business.

Sources: National Journal Research, 2016; Associated Press, 2016; Daniel Strauss, "Clinton haunted by coal country comment," Politico, May 10, 2016.

# All counties voted Republican in 2012 and 2016 but Trump produced even higher margins than Romney

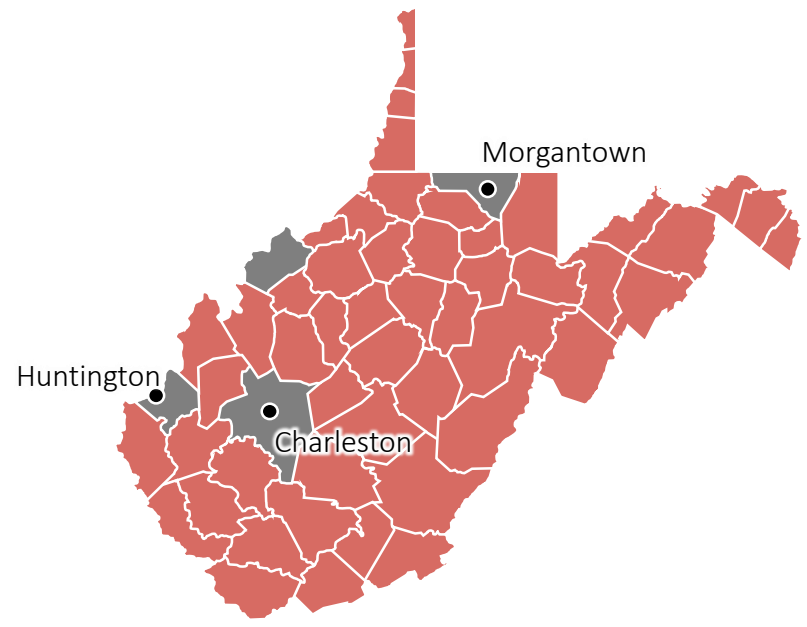
## Comparing 2012 and 2016 presidential election results



Sources: National Journal Research, 2016; Associated Press, 2016; New York Times, "West Virginia 2012 Presidential Results," 2012.

# West Virginia was one of the few states where Trump outperformed Clinton in urban areas

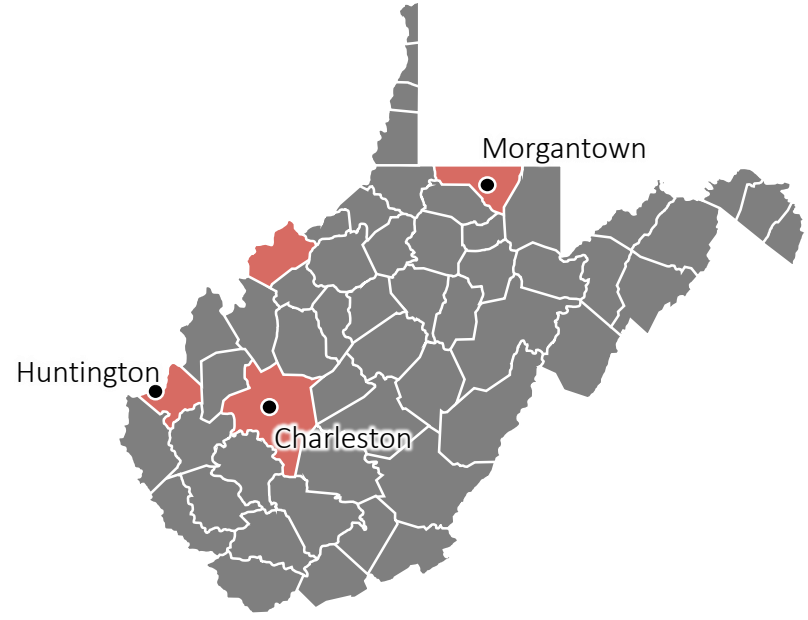
## Rural counties



Legend	Candidate	Votes	Pct.
<span style="color: red;">■</span>	Donald Trump/Mike Pence	381,805	69.9%
<span style="color: grey;">■</span>	Hillary Clinton/Tim Kaine	125,985	23.1%

**Rural Turnout: 57%**

## Urban and suburban counties



Legend	Candidate	Votes	Pct.
<span style="color: red;">■</span>	Donald Trump/Mike Pence	107,566	57.8%
<span style="color: grey;">■</span>	Hillary Clinton/Tim Kaine	62,809	33.8%

**Urban Turnout: 57%**

Sources: National Journal Research, 2016; Associated Press, 2016; Ohio Secretary of State, "Voter Turnout by County," 2016.

# All House incumbents win their seats in West Virginia

## Results of West Virginia congressional races

*Italics denote incumbent*

District	Winner	% Vote	Challenger	% Vote
WV-01	<i>McKinley (R)</i>	69%	Manypenny (D)	40%
WV-02	<i>Mooney (R)</i>	58%	Hunt (D)	42%
WV-03	<i>Jenkins (R)</i>	68%	Detch (D)	24%

Sources: National Journal Research, 2017; Associated Press, 2016.