

2016 State Election Analysis: Indiana

Presidential, Senate and House election results

January 17, 2016

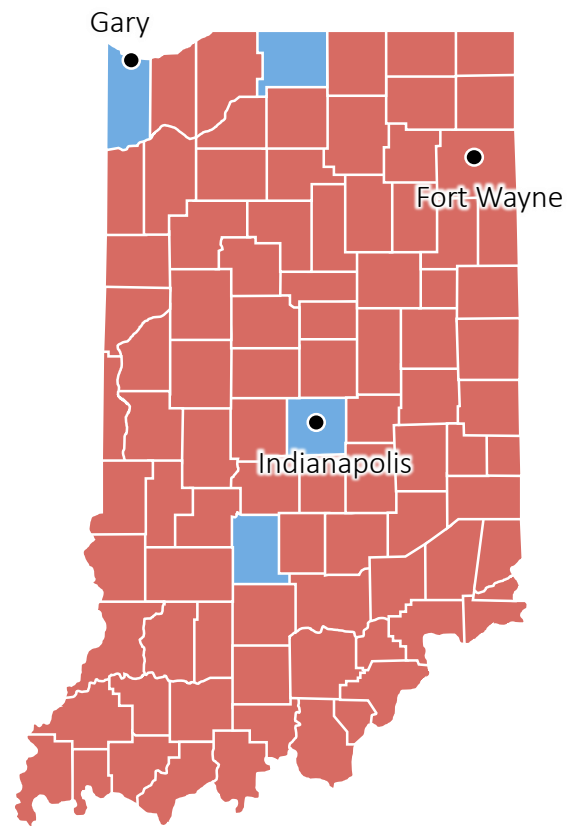
Producer: Justin C. Brown

Director: Alistair Taylor

Donald Trump wins Mike Pence's home state of Indiana

Indiana presidential election results, by county

Legend	Candidate	Votes	Pct.
■	Donald Trump/Mike Pence	1,557,286	56.9%
■	Hillary Clinton/Tim Kaine	1,033,126	37.8%
	Gary Johnson/Bill Weld	133,993	4.9%



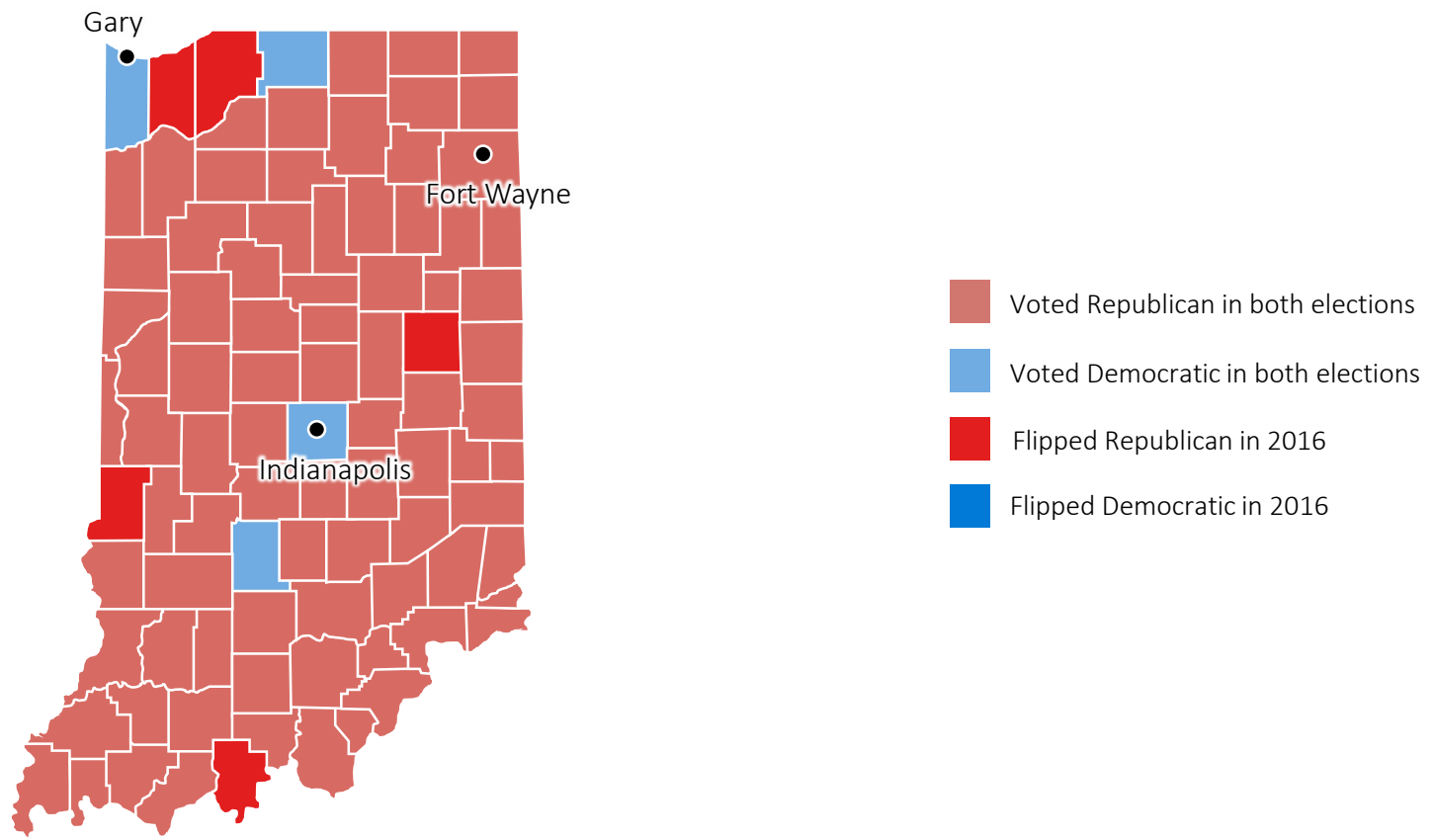
Analysis

- In three of the four counties won by Clinton, she won handily by margins close to 20 points.
- Donald Trump garnered more than 70 percent of the vote in a majority of counties throughout the state.

Sources: National Journal Research, 2016; Associated Press, 2016.

Despite a mostly red map in 2012, Trump still manages to flip five counties

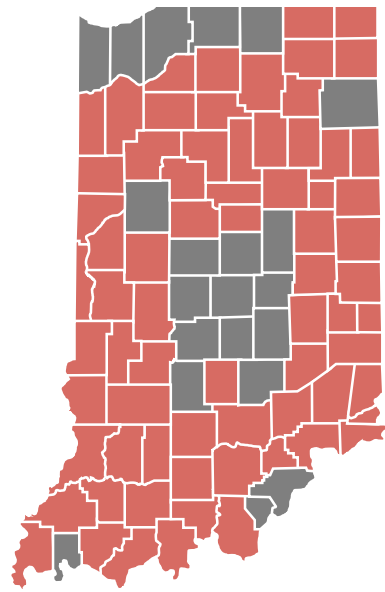
Comparing 2012 and 2016 presidential election results



Sources: National Journal Research, 2016; Associated Press, 2016.

Trump bests Clinton in both urban and rural areas

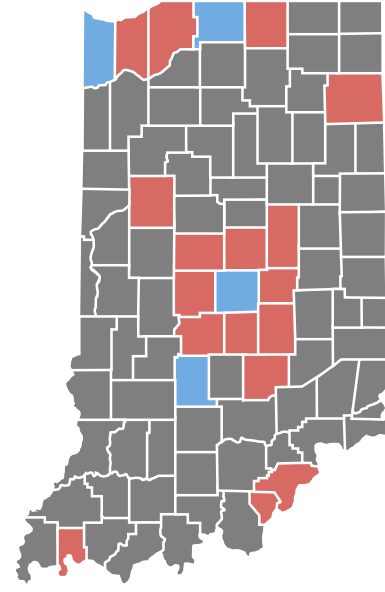
Rural counties



Legend	Candidate	Votes	Pct.
■	Donald Trump/Mike Pence	596,016	68.8%
■	Hillary Clinton/Tim Kaine	202,584	23.4%

Rural Turnout: 61%

Urban and suburban counties



Legend	Candidate	Votes	Pct.
■	Donald Trump/Mike Pence	960,204	49.4%
■	Hillary Clinton/Tim Kaine	829,369	42.7%

Urban Turnout: 57%

Sources: National Journal Research, 2016; Associated Press, 2016; Indiana Secretary of State, "Voter Turnout by County," 2016.

Indiana Senate Race Results

Winner



Todd Young (R)
Margin of victory: 9.7%

2016 Candidates



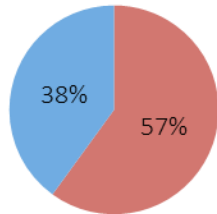
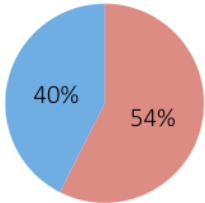
Todd Young (R)
U.S. Rep from Indiana



Evan Bayh (D)
Former US Senator

State Overview

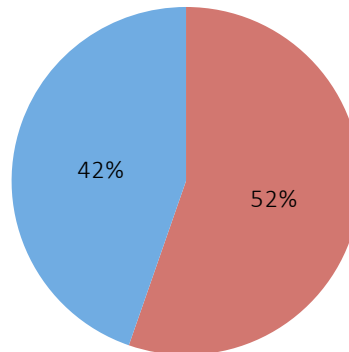
'10 Senate Race Results '16 Presidential Race Results



Results

(as of 11/9/16)

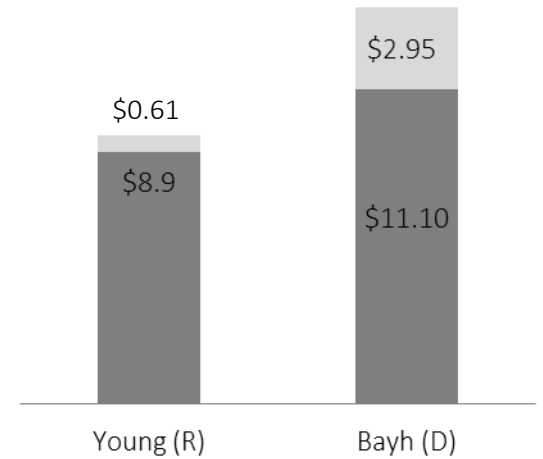
■ Young (R) ■ Bayh (D)



Fundraising

(in millions, as of 10/19/16)

■ Total Spending ■ Cash on Hand



Dates to Watch



Sworn in: Jan. 3, 2017

Sources: National Journal research, 2016; Open Secrets, 2016.

Indiana elects two Republican freshman to the House

Results of Indiana congressional races

Italics denote incumbent

District	Winner	% Vote	Challenger	% Vote
IN-01	<i>Visclosky (D)</i>	82%	Young (D)	40%
IN-02	<i>Walorski (R)</i>	59%	Coleman (D)	37%
IN-03	Banks (R)	70%	Schrader (D)	23%
IN-04	<i>Rokita (R)</i>	65%	Dale (D)	31%
IN-05	<i>Brooks (R)</i>	62%	Demaree (D)	34%
IN-06	<i>Messer (R)</i>	69%	Welsh (D)	27%
IN-07	<i>Carson (D)</i>	60%	Ping (R)	36%
IN-08	<i>Bucshon (R)</i>	64%	Drake (D)	32%
IN-09	Hollingsworth (R)	54%	Yoder (D)	41%

Sources: National Journal Research, 2016; Associated Press, 2016.

Right to hunt ballot measure passes

Results of Indiana state ballot measures

Title and Topic	Full Text	% For	% Against
Question 1: Right to hunt and fish	“Shall the Constitution of the State of Indiana be amended by adding a Section 39 to Article 1 to provide that the right to hunt, fish, and harvest wildlife shall be forever preserved for the public good, subject only to the laws prescribed by the General Assembly and rules prescribed by virtue of the authority of the General Assembly to: (1) promote wildlife conservation and management; and (2) preserve the future of hunting and fishing?”	79.37%	20.63%

Source: Ballotpedia, 2016; Associated Press, 2016.