

# **2016 State Election Analysis: Maryland**

Presidential, Senate and House election results

**January 5, 2017**



**Producer:** Justin Brown

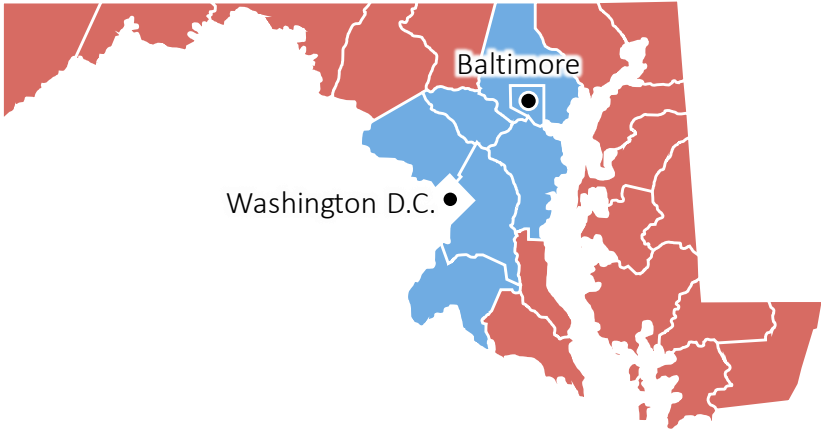
**Director:** Alistair Taylor

---

# Hillary Clinton wins Maryland by a large margin

## Maryland presidential election results, by county

Legend	Candidate	Votes	Pct.
	Hillary Clinton/Tim Kaine	1,677,928	60.3%
	Donald Trump/Mike Pence	943,169	33.9%
	Gary Johnson/Bill Weld	79,605	2.9%
	Jill Stein/Ajamu Baraka	35,945	1.3%



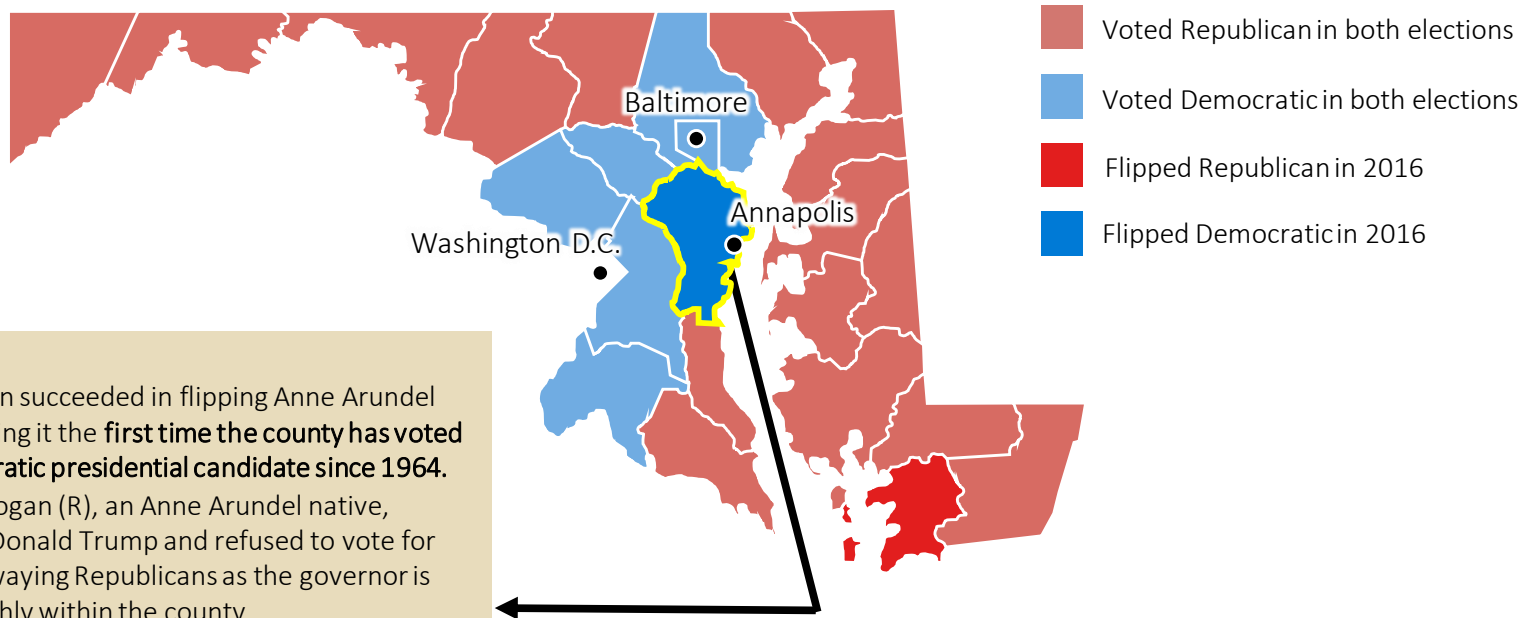
### Analysis

- One of Clinton’s best county-level performances in the nation came from **Prince George’s county** (immediately east of Washington DC), a majority African American county where she received almost 90% of the vote.
- Hillary Clinton also succeeded in flipping Anne Arundel county, making it the first time the county has voted for a Democratic presidential candidate since 1964.

Sources: National Journal Research, 2016; Associated Press, 2016.

# Both candidates flipped one county, Democrats may focus on Anne Arundel county for path forward after 2016

## Comparing 2012 and 2016 presidential election results



### Analysis

- Hillary Clinton succeeded in flipping Anne Arundel county, making it the **first time the county has voted for a Democratic presidential candidate since 1964.**
- Gov. Larry Hogan (R), an Anne Arundel native, denounced Donald Trump and refused to vote for him, likely swaying Republicans as the governor is regarded highly within the county.
- The county is known for its moderately wealthy suburbs between Washington DC and Baltimore, with many residents employed by Fort Meade and the NSA, both located within the county.

Sources: National Journal Research, 2016; Associated Press, 2016; Phil Davis, "After 52 years, Anne Arundel goes for a Democrat — and picks the loser," Capital Gazette, November 9, 2016.

# Trump wins all rural counties while Clinton dominates more populous ones

Rural counties



Legend	Candidate	Votes	Pct.
<div></div>	Donald Trump/Mike Pence	261,715	62.9%
<div></div>	Hillary Clinton/Tim Kaine	134,726	32.3%

Rural Turnout: 72%

Urban and suburban counties



Legend	Candidate	Votes	Pct.
<div></div>	Hillary Clinton/Tim Kaine	1,543,202	66.5%
<div></div>	Donald Trump/Mike Pence	681,454	29.4%

Urban Turnout: 70%

Sources: National Journal Research, 2016; Associated Press, 2016; Maryland Board of Elections, "2016 General Election Results by County," 2016.

# Maryland Senate Race Results

## Winner



Chris Van Hollen (D)  
Margin of victory: 24.0%

## 2016 Candidates



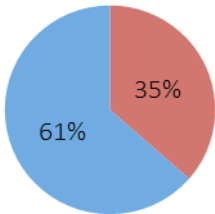
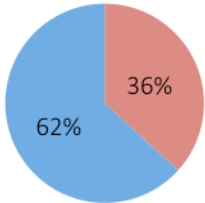
Chris Van Hollen (D)  
U.S. Representative  
from Maryland



Kathy Szeling (R)  
MD House of Delegates

## State Overview

'10 Senate Race Results   '16 Presidential Race Results



## Dates to Watch

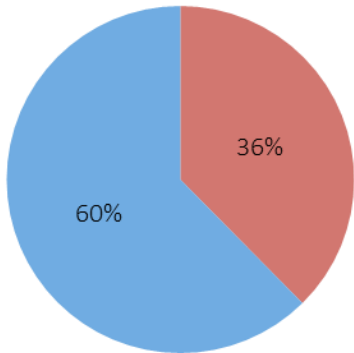


Sworn in: Jan. 3, 2017

## Results

(as of 11/9/16)

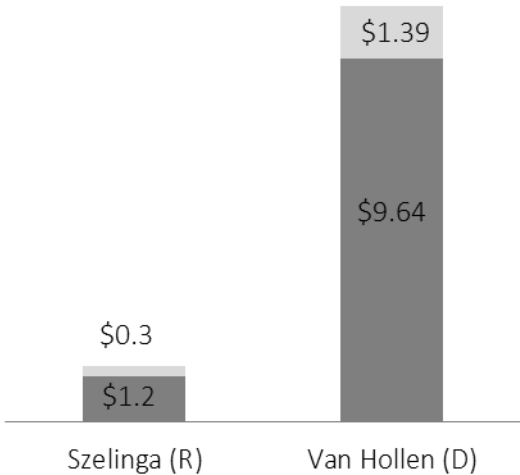
■ Szeling (R)   ■ Van Hollen (D)



## Fundraising

(in millions, as of 10/19/16)

■ Total Spending   ■ Cash on Hand



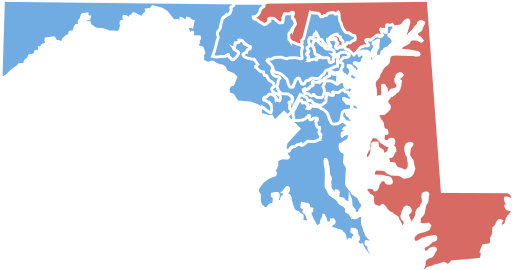
Sources: National Journal research, 2016; Open Secrets, 2016.

# All incumbents win their races, two freshmen Democrats elected in the 4<sup>th</sup> and 8<sup>th</sup> districts

## Results of Maryland congressional races

*Italics denote incumbent*

District	Winner	% Vote	Challenger	% Vote
MD-01	<i>Harris (R)</i>	68%	Werner (D)	28%
MD-02	<i>Ruppersberger (D)</i>	62%	McDonough (R)	33%
MD-03	<i>Sarbanes (D)</i>	63%	Plaster (R)	35%
MD-04	Brown (D)	74%	McDermott (R)	22%
MD-05	<i>Hoyer (D)</i>	67%	Arness (R)	30%
MD-06	<i>Delaney (D)</i>	55%	Hoeber (R)	41%
MD-07	<i>Cummings (D)</i>	75%	Vaughn (R)	22%
MD-08	Raskin (D)	59%	Cox (R)	36%



Sources: National Journal Research, 2016; Associated Press, 2016.

# Maryland’s one ballot measure passes

## Results of Maryland state ballot measures

Title and Topic	Full Text	% For*	% Against*
Amendment 1: Filling Vacancies	“Changes the way the Governor fills a vacancy of the Attorney General or the Comptroller and requires a special election for vacancies that occur on or before a certain date. Under current law, the Governor fills a vacancy by appointing an individual to serve for the remainder of the term. Under the amended law, if the vacating Attorney General or Comptroller was a member of a political party, the Governor must fill the vacancy from a list of three names provided by the political party of the vacating official, and if no names are provided by the political party within a set time period, then the Governor must select a successor from the political party of the vacating official.”	72.5%	27.5%

Source: Ballotpedia, 2016; Associated Press, 2016.