

Roadmap

President

2016 presidential race

- Electoral College votes
- Presidential popular vote
- 2016 Electoral College map

2016 Senate races

- 2016 Senate results map
- Composition of the 115th Senate map
- Control of the 114th vs. 115th Senate
- Senate seats gained and held
- Senate seats by margin of victory
- Senate race results vs. presidential election results
- Senate results vs. Senate race ratings
- Senate race dashboards

2016 House races

- 2016 House results map
- Control of the 114th vs. 115th House
- House seats gained and held
- House seats by margins of victory

2016 Governor races and state legislatures

- 2016 gubernatorial results map
- Map of state governors
- 2016 state legislature results map
- Control of state legislatures and governorships

House and Senate control

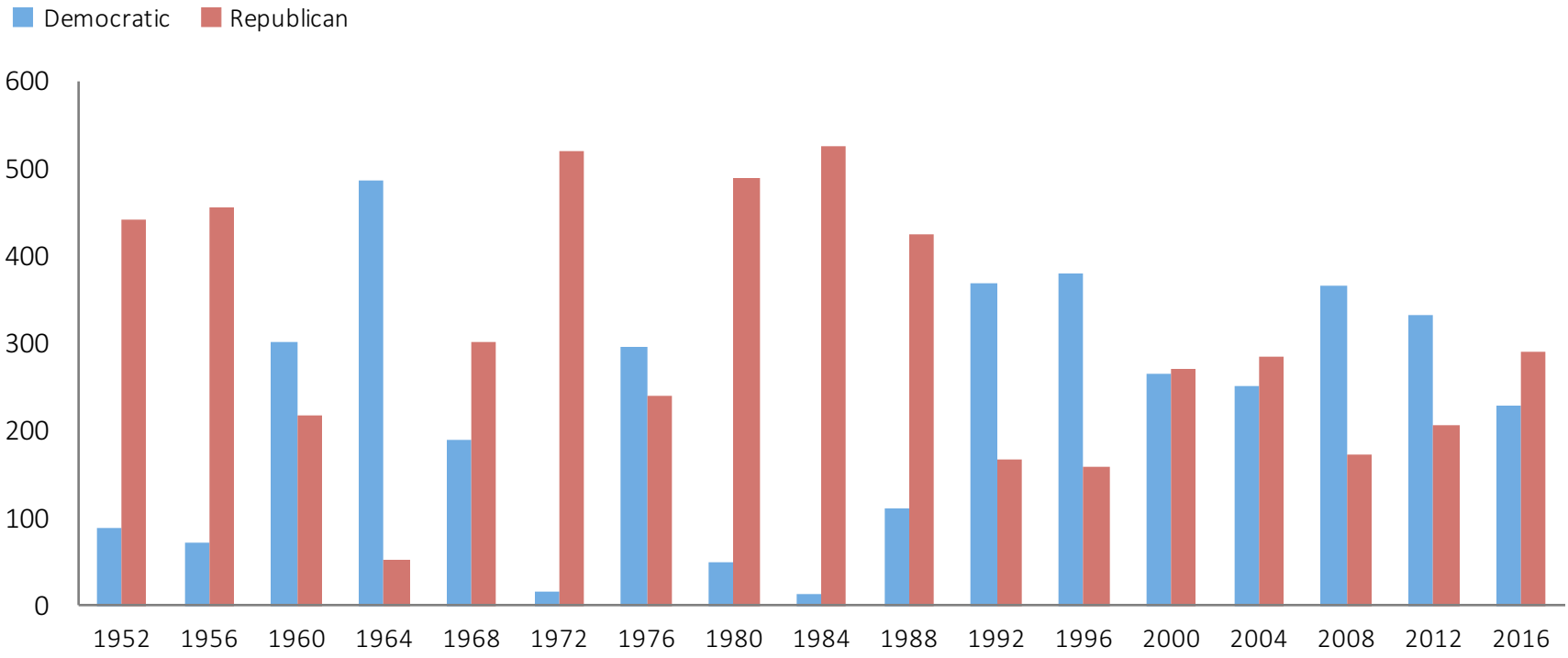
2016 state ballot initiatives

2016 voter turnout

Electoral College has swung back in the Republicans' favor

Electoral College votes, by party

1952-2016, as of November 11th at 10:38 pm

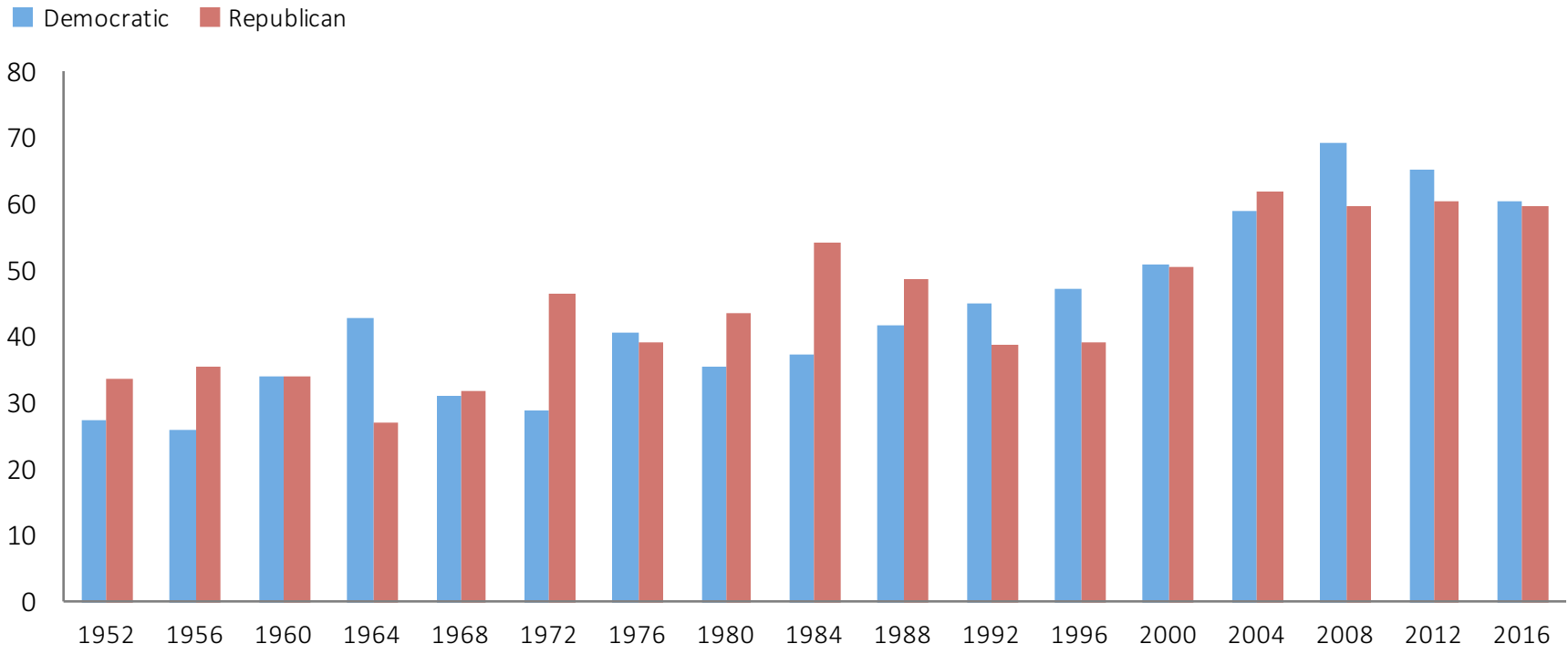


Source: U.S. Archives, 2016.

2016 popular vote is close, with Clinton having a slight lead

Presidential popular vote in millions, by party

1952-2016, reported as of November 11th at 10:39 AM




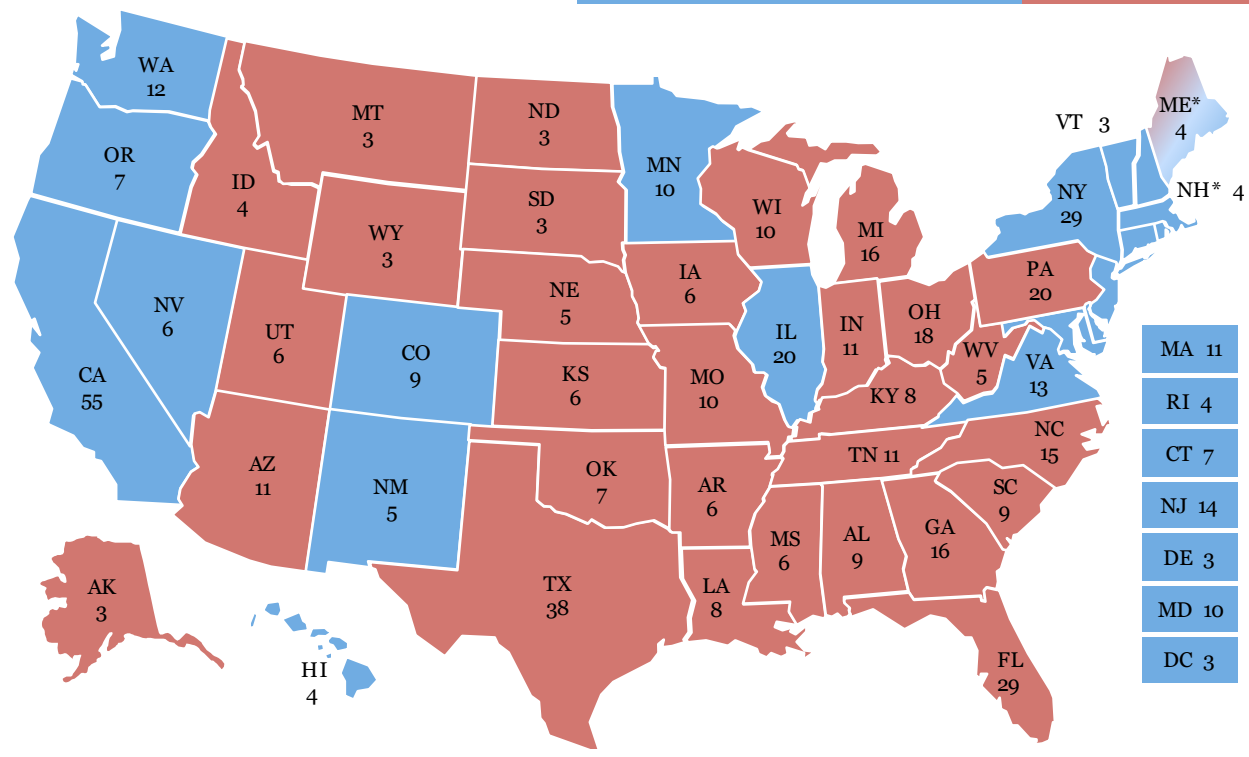
Source: Roper Center, "Popular votes 1940-2012," Cornell University, 2016.

Weeks after the election, Michigan is called for Trump

2016 Electoral College map

Reported as of November 28th

■ Hillary Clinton ■ Donald Trump



Hillary Clinton (D)
 Running Mate: Tim Kaine
 Popular Vote: 48.1%
 States Carried: 20 + DC



Donald Trump (R)
 Running Mate: Mike Pence
 Popular Vote: 46.5%
 States Carried: 30

*Clinton won Maine's statewide vote, but Trump received an electoral vote for winning the 2nd district

Roadmap

2016 presidential race

- Electoral College votes
- Presidential popular vote
- 2016 Electoral College map

2016 Senate races

- 2016 Senate results map
- Composition of the 115th Senate map
- Control of the 114th vs. 115th Senate
- Senate seats gained and held
- Senate seats by margin of victory
- Senate race results vs. presidential election results
- Senate results vs. Senate race ratings
- Senate race dashboards

Senate

2016 House races

- 2016 House results map
- Control of the 114th vs. 115th House
- House seats gained and held
- House seats by margins of victory

2016 Governor races and state legislatures

- 2016 gubernatorial results map
- Map of state governors
- 2016 state legislature results map
- Control of state legislatures and governorships

House and Senate control

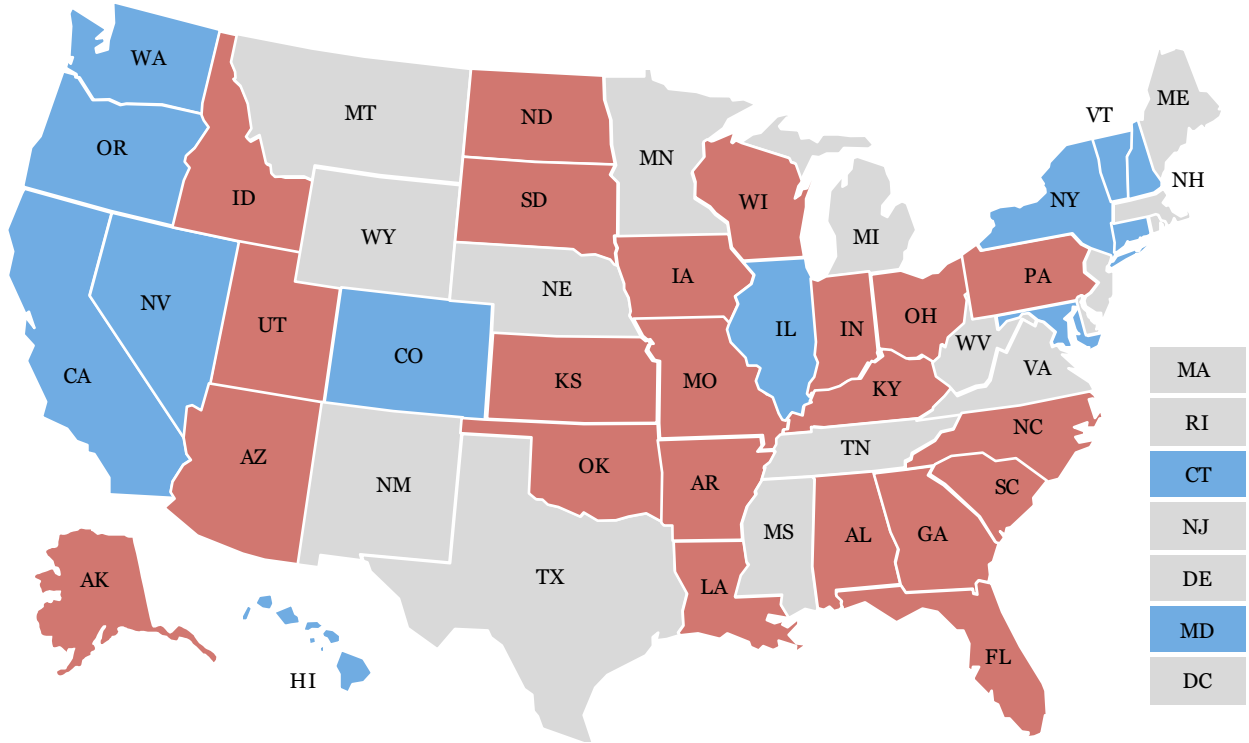
2016 state ballot initiatives

2016 voter turnout

Democrats gain one seat in Senate, Republicans maintain majority

2016 U.S. Senate election results map

■ Democratic winner ■ Republican winner

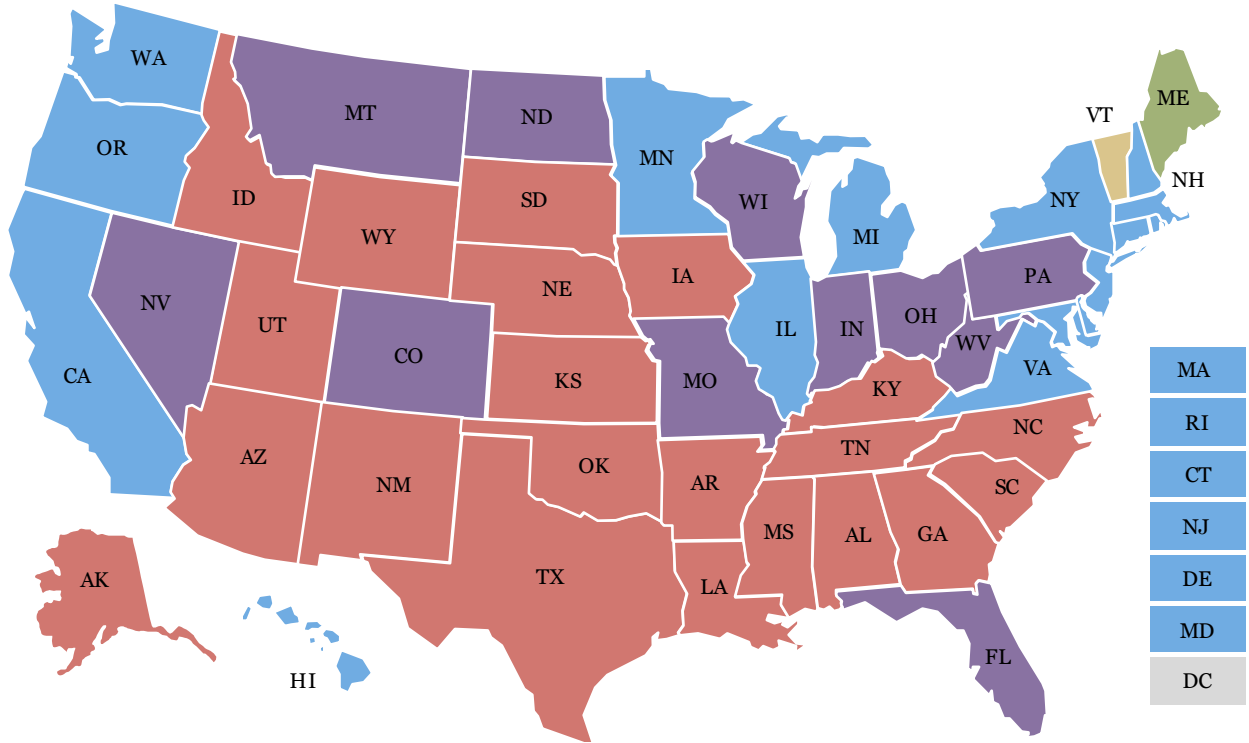


Source: National Journal research, 2016.

The Republican Party maintains its majority in the Senate after the 2016 elections

Composition of the 115th Senate map

■ 2 Democrats ■ 2 Republicans ■ 1 Democrat + 1 Republican ■ 1 Democrat + 1 Independent ■ 1 Republican + 1 Independent



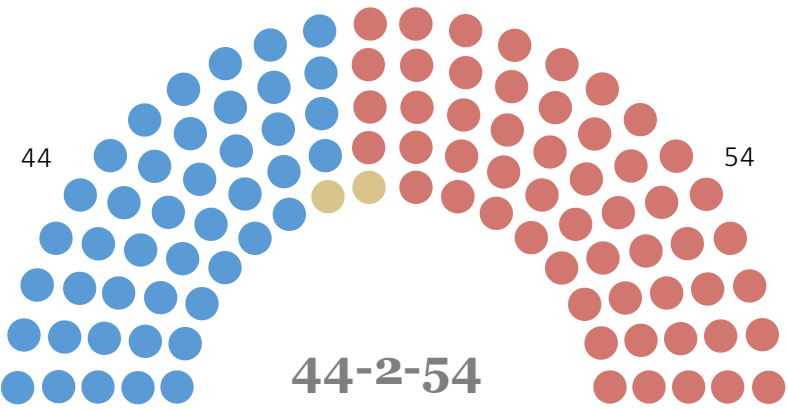
Source: National Journal research, 2016.

Republican wins Louisiana Senate seat, giving GOP 52-48 majority in the chamber

Control of the 114th vs. 115th Senate

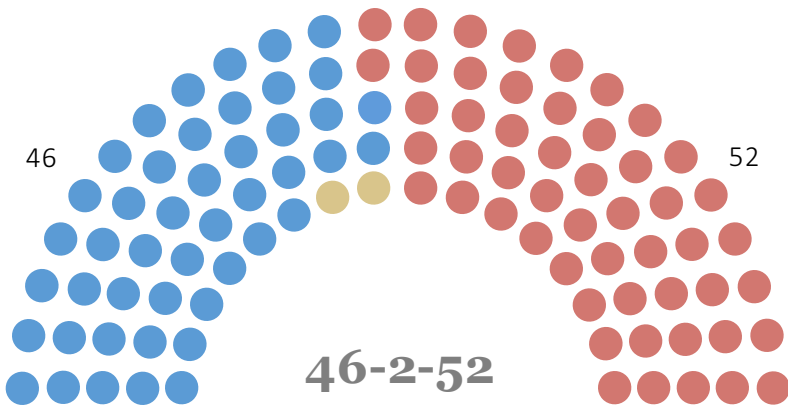
■ Democrats ■ Republicans ■ Independents

Control of the 114th Senate (2014-2016)



Republican Senate Majority

Control of the 115th Senate (2016-2018)



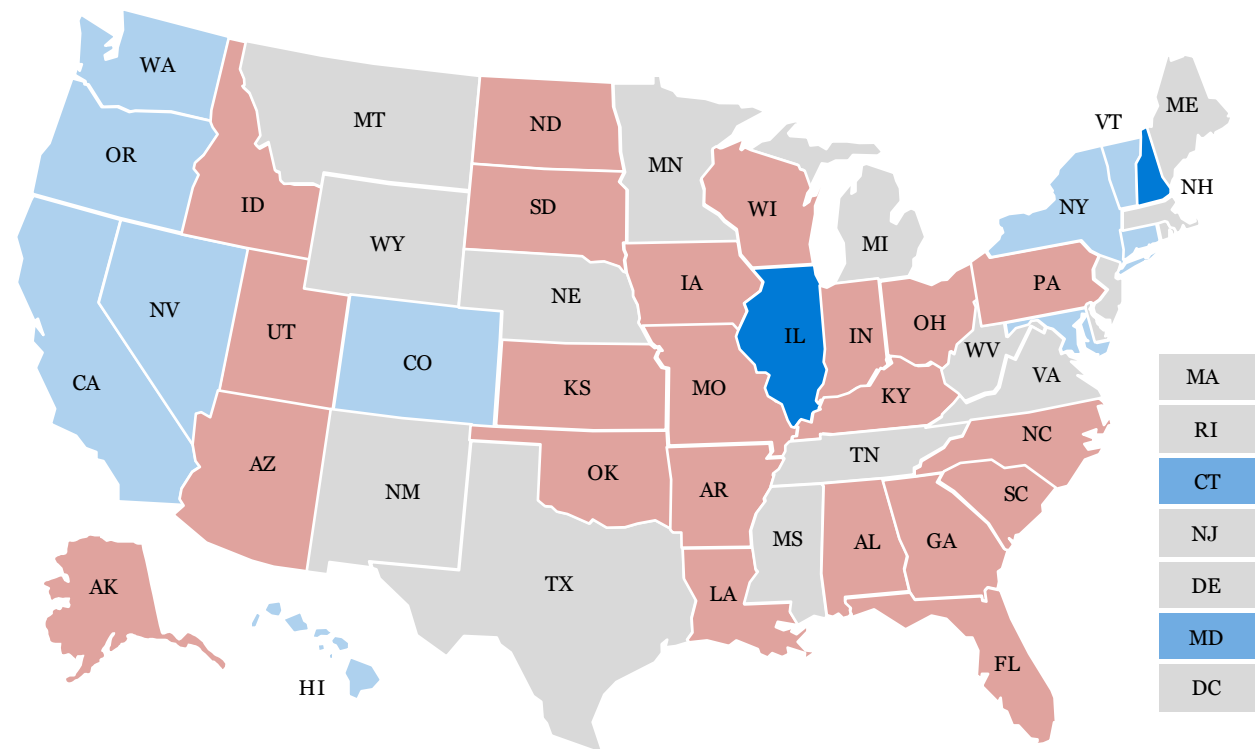
Republican Senate Majority

Source: National Journal research, 2016.

Hassan and Duckworth's victories mark the only Senate seats gained by either party

Map of seats gained and held, 2016 Senate elections

■ Democratic gain ■ Democratic hold ■ Republican hold ■ Republican gain ■ No election ■ Independent win

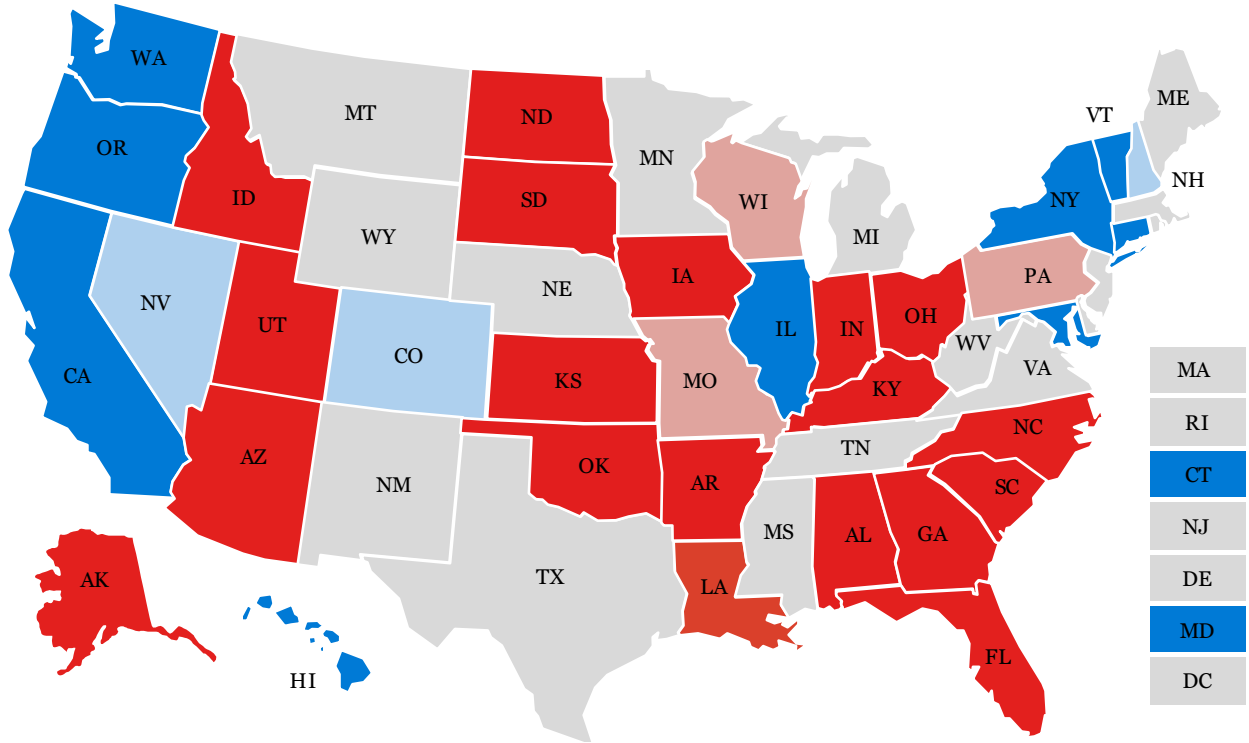


Source: National Journal research, 2016.

Most Senate races were won with a margin greater than 5%

Margins of victory, 2016 Senate elections

■ Margin of >5%, Dem ■ Margin of 0-5%, Dem ■ Margin of 0-5%, GOP ■ Margin of >5%, GOP ■ No election

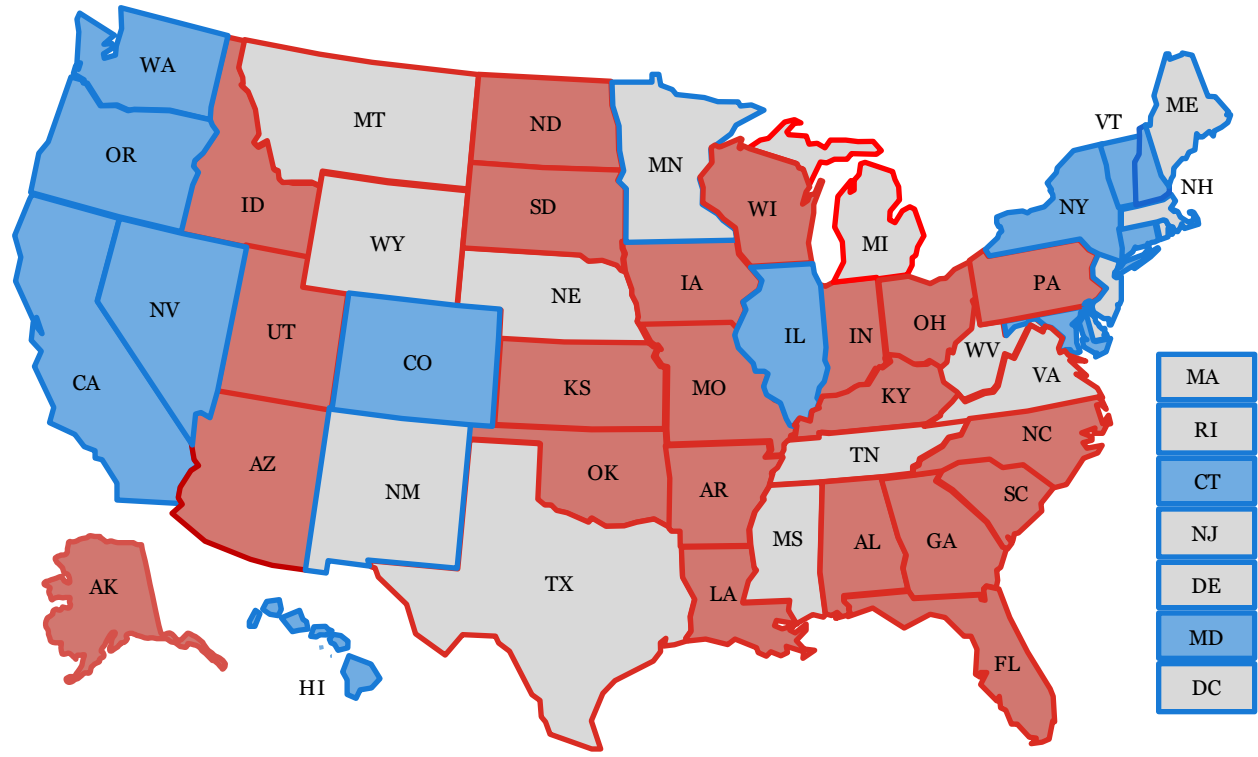


Source: National Journal research, 2016.

States once thought safely blue go red, Trump's down ballot effect is solidified

2016 Senate race results vs. 2016 presidential election results

Clinton victory Trump victory Not yet called Democratic Senator won Republican Senator won Not yet called



Source: National Journal research, 2016.

Senate Republicans won 71% of toss up races in 2016, compared to 80% for Democrats in 2012

Comparison of 2016 Senate results and the Cook Political Report's Senate ratings


■ Democratic Senator won ■ Republican Senator won

The Cook Political Report's Senate ratings							
	Solid D	Likely D	Lean D	Toss up	Lean R	Likely R	Solid R
Results	CA (Boxer)	CO (Bennet)	IL (Kirk)	NV (Reid)	AZ (McCain)	AK (Murkowski)	AL (Shelby)
	CT (Blumenthal)			IN (Coats)	FL (Rubio)	GA (Isakson)	AR (Boozman)
	HI (Schatz)			MO (Blunt)	OH (Portman)	IA (Grassley)	ID (Crapo)
	MD (Mikulski)			NH (Ayotte)			KS (Moran)
	NY (Schumer)			NC (Burr)			KY (Paul)
	OR (Wyden)			PA (Toomey)			LA (Vitter)
	VT (Leahy)			WI (Johnson)			ND (Hoeven)
	WA (Murray)						OK (Lankford)
							SC (Scott)
							SD (Thune)
						UT (Lee)	

Source: The Cook Political Report Electoral College Ratings, 2016.


Alabama Senate Race Results

Winner




Richard Shelby (R)
Margin of victory: 28%

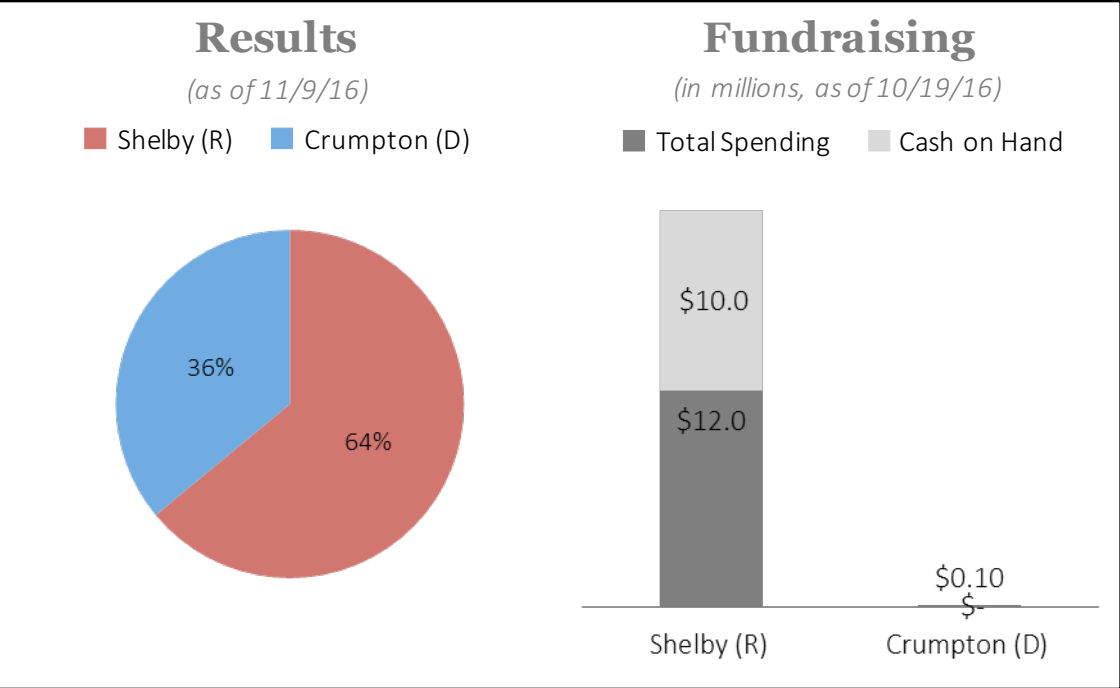
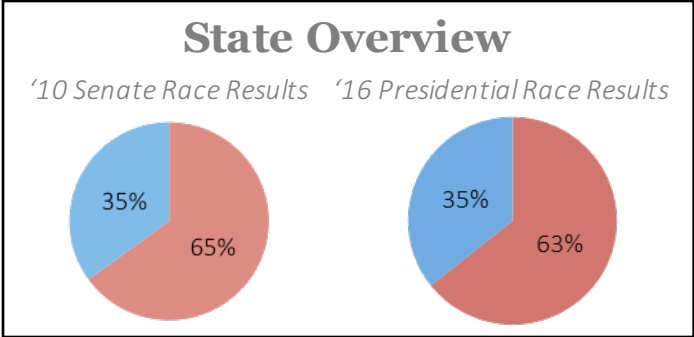
2016 Candidates



Richard Shelby (R)
Senator from Alabama



Ron Crumpton (D)
AL Patients' Rights Coalition



Dates to Watch



Sworn in: Jan. 3, 2017

Sources: National Journal research, 2016; Associated Press; Open Secrets, 2016.

Alaska Senate Race Results

Winner



Lisa Murkowski (R)
Margin of victory: 15%*

**(with 76% of results reported)*

2016 Candidates



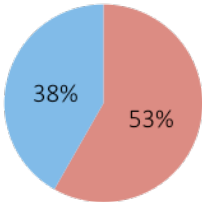
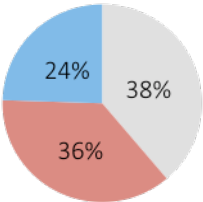
Lisa Murkowski (R)
Senator from Alaska



Ray Metcalfe (D)
Former AK State
Lawmaker

State Overview

'10 Senate Race Results '16 Presidential Race Results



Dates to Watch

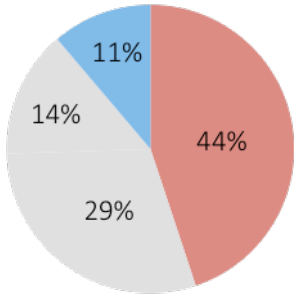


Sworn in: Jan. 3, 2017

Results*

(as of 11/9/16)

■ Murkowski (R) ■ Metcalfe (D)

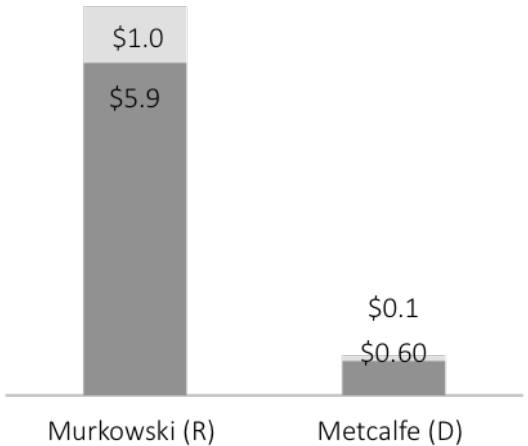


**With 76% of the vote reporting*

Fundraising

(in millions, as of 11/9/16)

■ Total Spending ■ Cash on Hand



Sources: National Journal research, 2016; Open Secrets, 2016.

Arizona Senate Race Results

Winner



John McCain (R)
Margin of victory: 12%

2016 Candidates



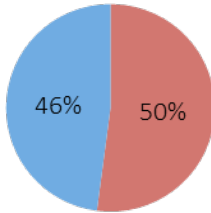
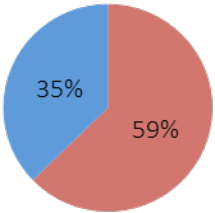
John McCain (R)
Senator from Arizona



Ann Kirkpatrick (D)
U.S. Representative,
Arizona District 1

State Overview

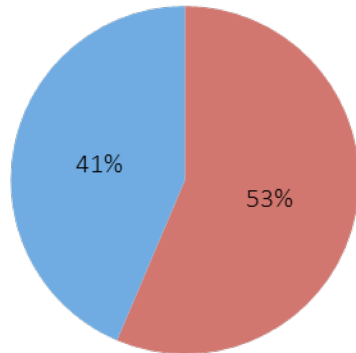
'10 Senate Race Results '16 Presidential Race Results



Results

(as of 11/9/16)

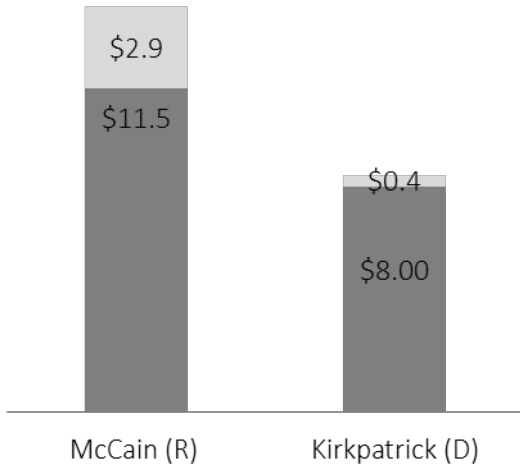
■ McCain (R) ■ Kirkpatrick (D)



Fundraising

(in millions, as of 10/19/16)

■ Total Spending ■ Cash on Hand



Dates to Watch



Sworn in: Jan. 3, 2017

Sources: National Journal research, 2016; Associated Pres; Open Secrets, 2016.

Arkansas Senate Race Results

Winner



John Boozman (R)
Margin of victory: 24%

2016 Candidates



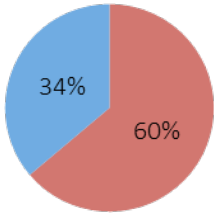
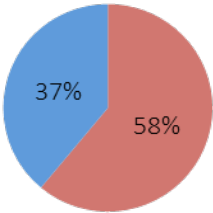
John Boozman (R)
Senator from
Arkansas



Conner Eldridge (D)
Former U.S. Attorney

State Overview

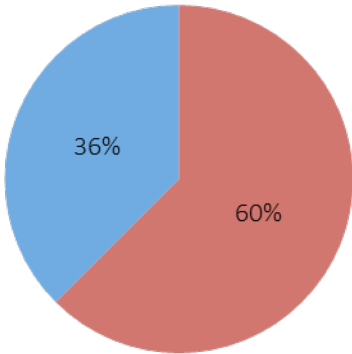
'10 Senate Race Results '16 Presidential Race Results



Results

(as of 11/9/16)

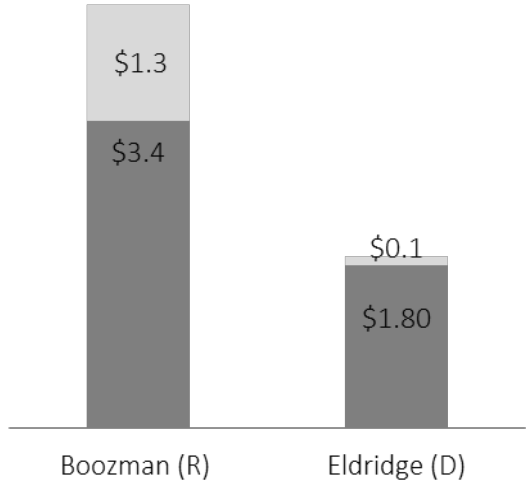
■ Boozman (R) ■ Eldridge (D)



Fundraising

(in millions, as of 10/19/16)

■ Total Spending ■ Cash on Hand



Dates to Watch



Sworn in: Jan. 3, 2017

Sources: National Journal research, 2016; Associated Press; Open Secrets, 2016.

California Senate Race Results

Winner



Kamala Harris (D)
Margin of victory: 26.6%

2016 Candidates



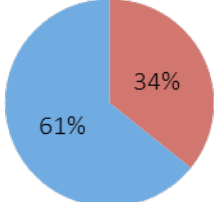
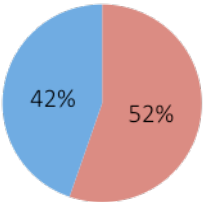
Kamala Harris (D)
California Attorney General



Loretta Sanchez (D)
US Rep. from California

State Overview

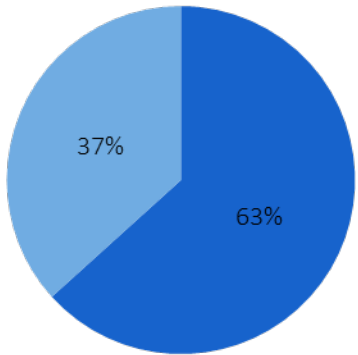
'10 Senate Race Results '16 Presidential Race Results



Results

(as of 11/9/16)

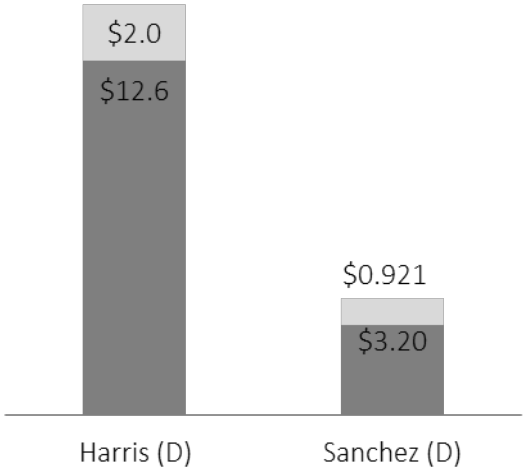
■ Harris (D) ■ Sanchez (D)



Fundraising

(in millions, as of 10/19/16)

■ Total Spending ■ Cash on Hand



Dates to Watch



Sworn in: Jan. 3, 2017

Sources: National Journal research, 2016; Open Secrets, 2016.


Colorado Senate Race Results

Winner




Michael Bennet (D)
Margin of victory: 3.5%

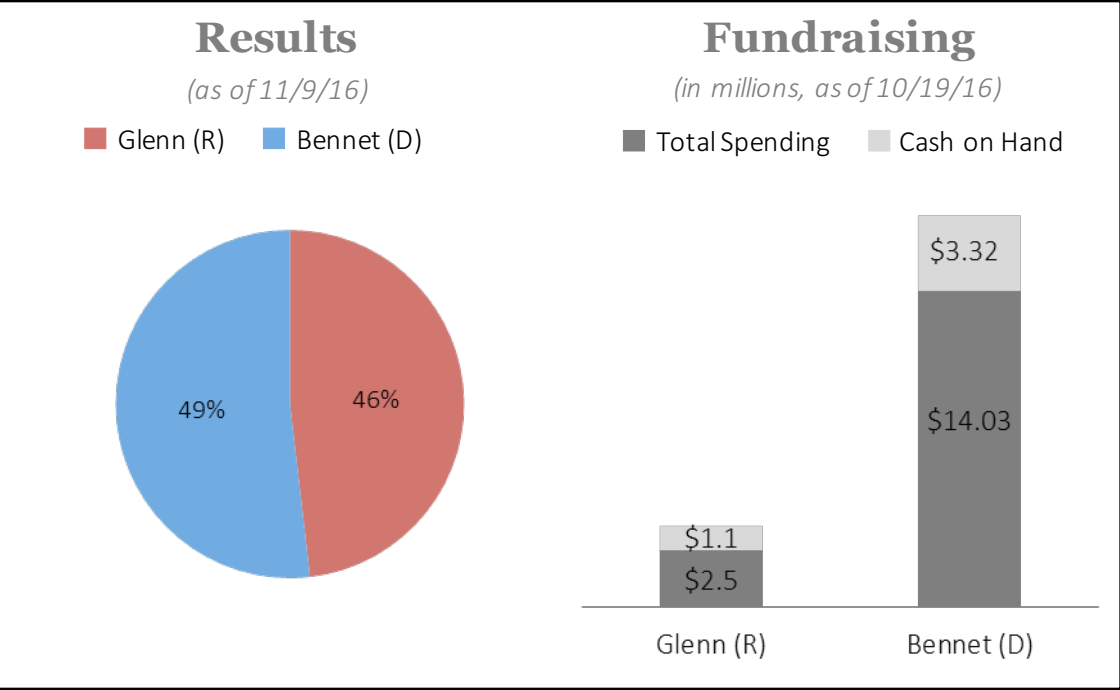
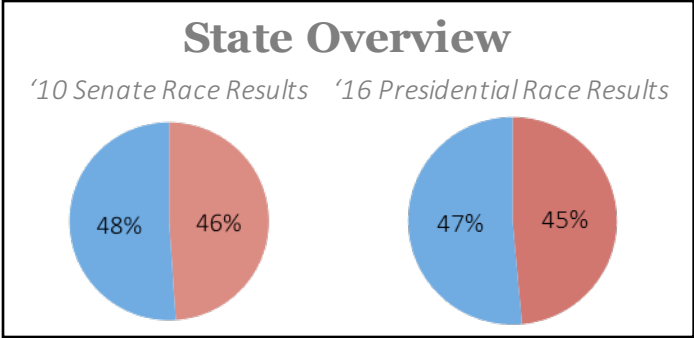
2016 Candidates




Michael Bennet (D)
Senator from Colorado



Darryl Glenn (R)
El Paso County Supervisor



Dates to Watch




Sworn in: Jan. 3, 2017

Sources: National Journal research, 2016; Open Secrets, 2016.

Connecticut Senate Race Results

Winner



Richard Blumenthal (D)
Margin of victory: 28%

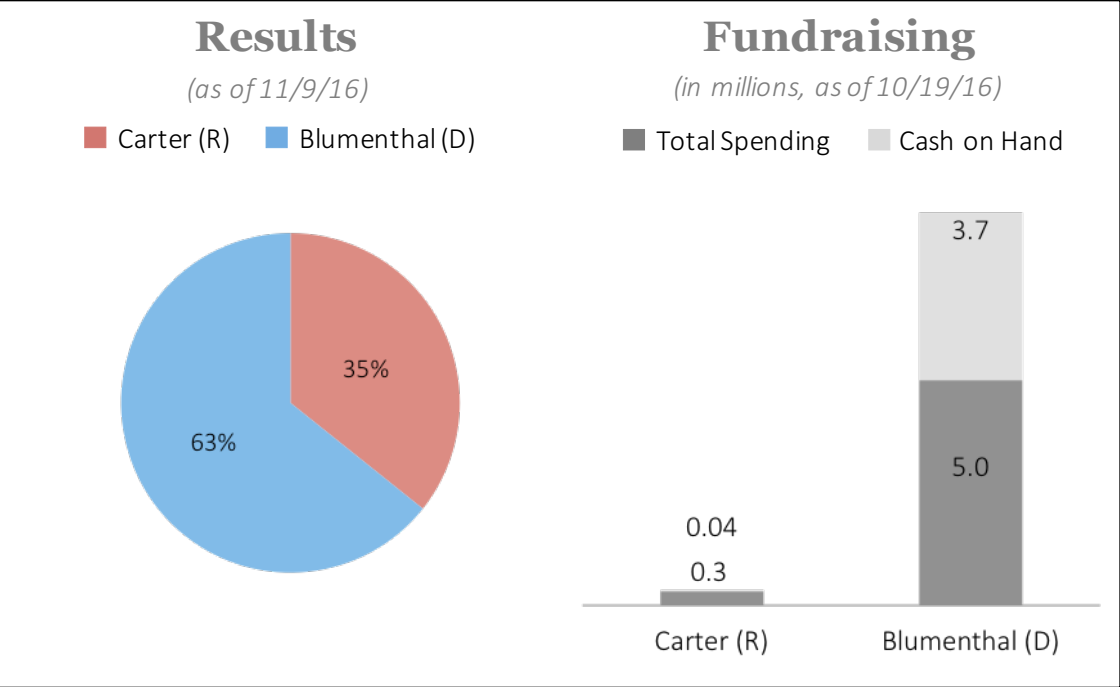
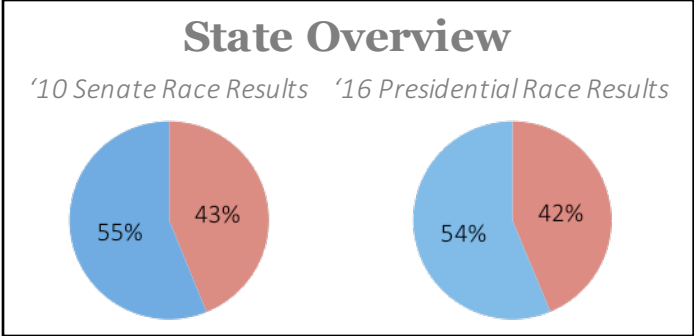
2016 Candidates



Richard Blumenthal (D)
Senator from Connecticut



Dan Carter (R)
Colorado State Representative



Dates to Watch




Sworn in: Jan. 3, 2017

Sources: National Journal research, 2016; Open Secrets, 2016.


Florida Senate Race Results

Winner




Marco Rubio (R)
Margin of victory: 14%

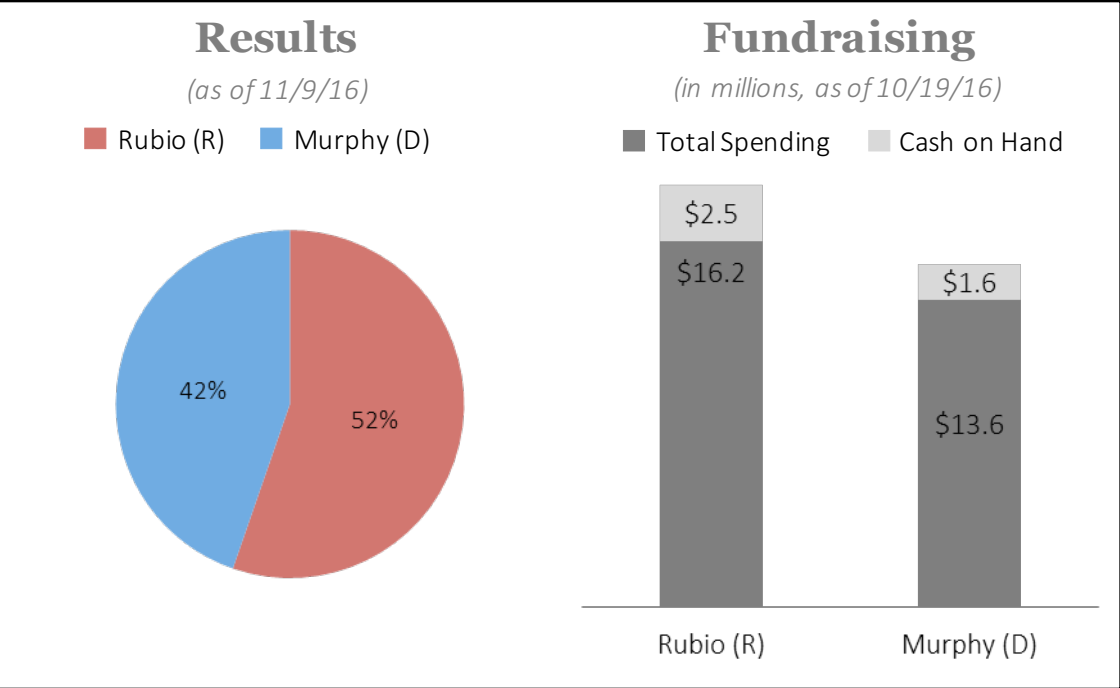
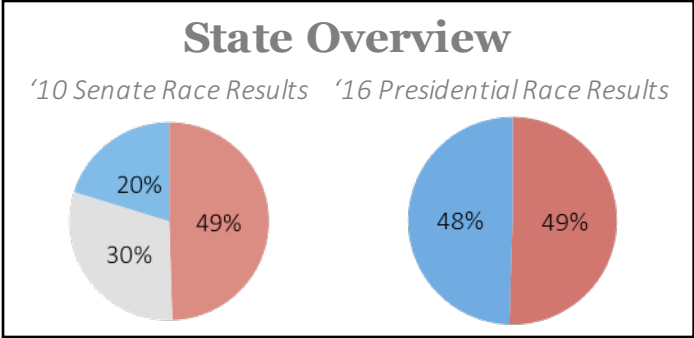
2016 Candidates



Marco Rubio (R)
Senator from Florida



Patrick Murphy (D)
U.S. Rep. from Florida



Dates to Watch



Sworn in: Jan. 3, 2017

Sources: National Journal research, 2016; AP; Open Secrets, 2016.


Georgia Senate Race Results

Winner




Johnny Isakson (R)
Margin of victory: 14%

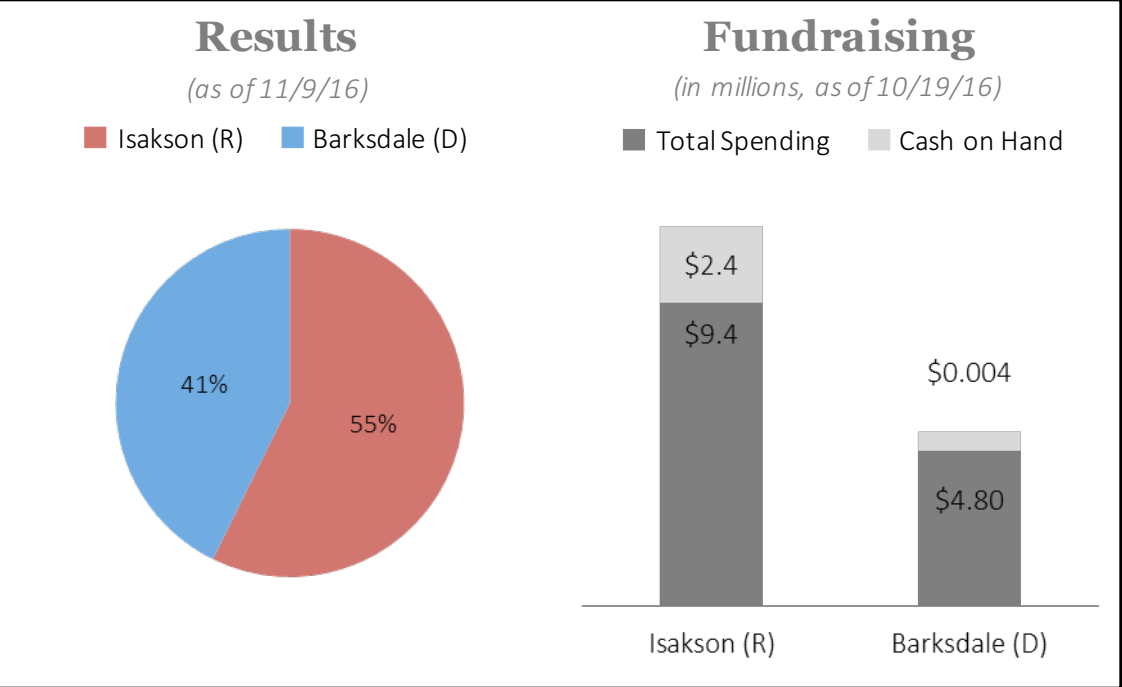
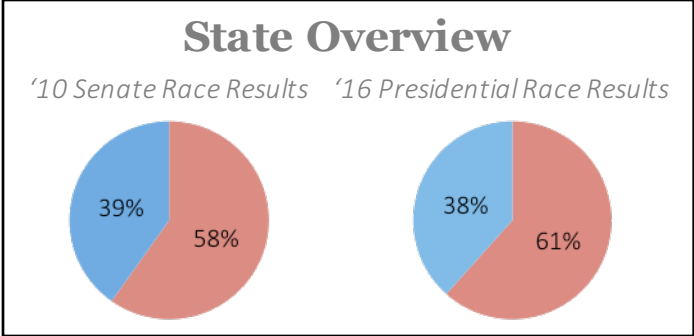
2016 Candidates




Johnny Isakson (R)
Senator from Georgia



Jim Barksdale (D)
President and Chief Investment Officer at Equity Investment Corp.



Dates to Watch




Sworn in: Jan. 3, 2017

Sources: National Journal research, 2016; AP; Open Secrets, 2016.


Hawaii Senate Race Results

Winner



Brian Schatz (D)
Margin of victory: 52%

2016 Candidates



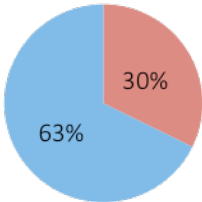
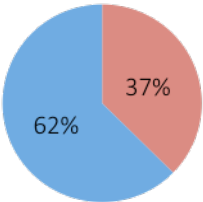
Brian Schatz (D)
Senator from Hawaii



John Carroll (R)
Former Air Force and
Hawaiian Airlines Pilot

State Overview

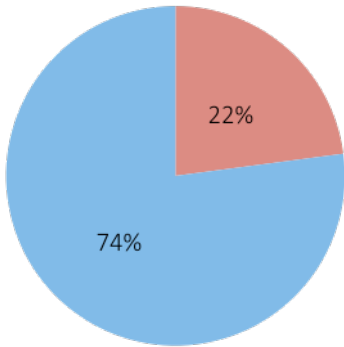
'10 Senate Race Results '16 Presidential Race Results



Results

(as of 11/9/16)

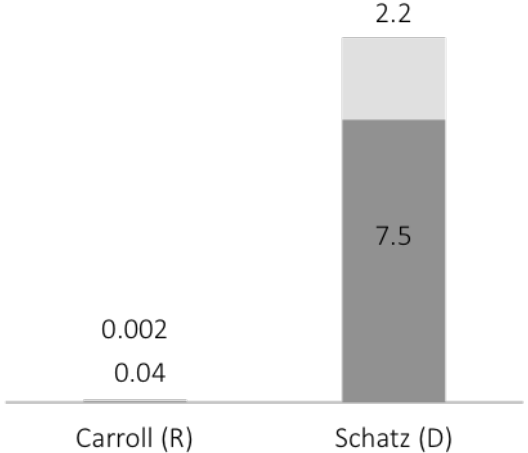
■ Carroll (R) ■ Schatz (D)



Fundraising

(in millions, as of 10/19/16)

■ Total Spending ■ Cash on Hand



Dates to Watch



Sworn in: Jan. 3, 2017

Sources: National Journal research, 2016; Open Secrets, 2016.

Idaho Senate Race Results

Winner



Mike Crapo (R)
 Margin of victory: 36.5%*
**(with 88% of results reported)*

2016 Candidates



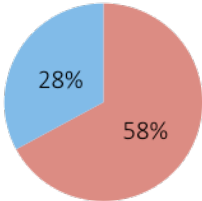
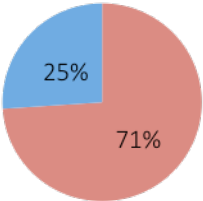
Mike Crapo (R)
 Senator from Idaho



Jerry Sturgill (D)
 Managing Director of
 Headwaters MB

State Overview

'10 Senate Race Results '16 Presidential Race Results*



Dates to Watch

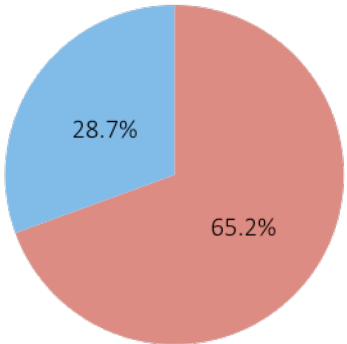


Sworn in: Jan. 3, 2017

Results

(as of 11/9/16)*

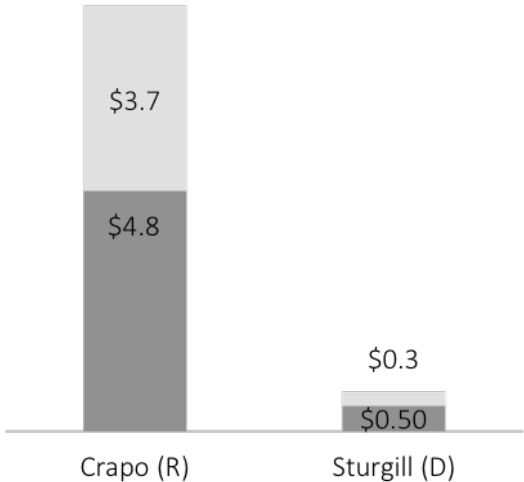
■ Crapo (R) ■ Sturgill (D)



Fundraising

(in millions, as of 10/19/16)

■ Total Spending ■ Cash on Hand



Sources: National Journal research, 2016; Open Secrets, 2016.

Illinois Senate Race Results

Winner



Tammy Duckworth (D)
Margin of victory: 14.3%

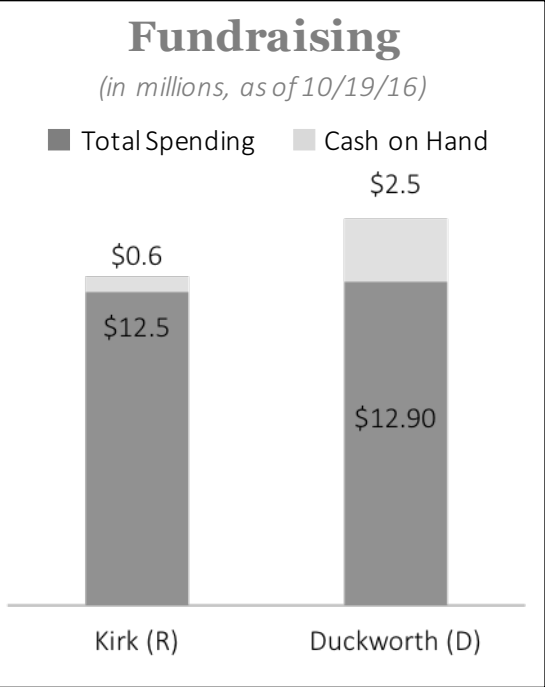
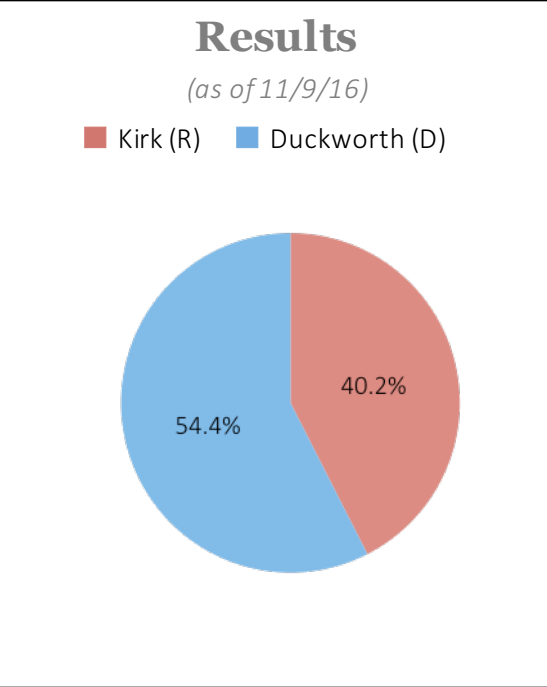
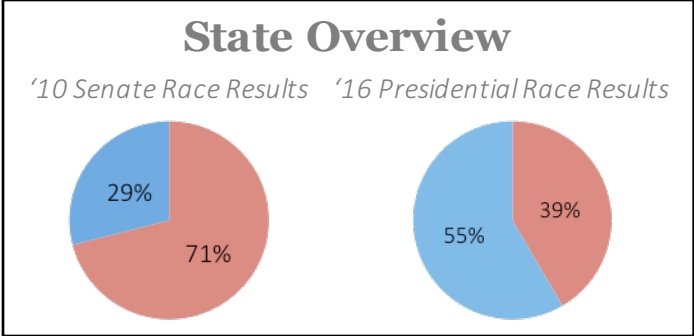
2016 Candidates




Mark Kirk (R)
Senator from Illinois



Tammy Duckworth (D)
U.S. Rep. from Illinois



Dates to Watch



Sworn in: Jan. 3, 2017

Sources: National Journal research, 2016; Open Secrets, 2016.

Indiana Senate Race Results

Winner



Todd Young (R)
Margin of victory: 10.0%

2016 Candidates



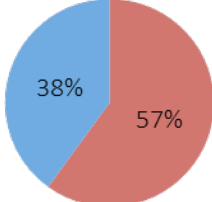
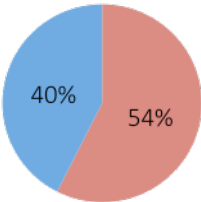
Todd Young (R)
U.S. Rep from Indiana



Evan Bayh (D)
Former US Senator

State Overview

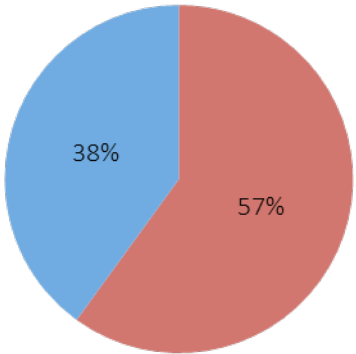
'10 Senate Race Results '16 Presidential Race Results



Results

(as of 11/9/16)

■ Young (R) ■ Bayh (D)



Fundraising

(in millions, as of 10/19/16)

■ Total Spending ■ Cash on Hand



Dates to Watch



Sworn in: Jan. 3, 2017

Sources: National Journal research, 2016; Open Secrets, 2016.

Iowa Senate Race Results

Winner



Chuck Grassley (R)
Margin of victory: 24.3%

2016 Candidates



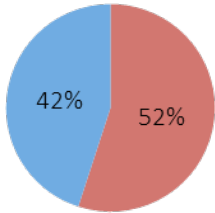
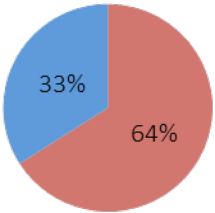
Chuck Grassley (R)
Senator from Iowa



Patty Judge (D)
Iowa Lieutenant Governor

State Overview

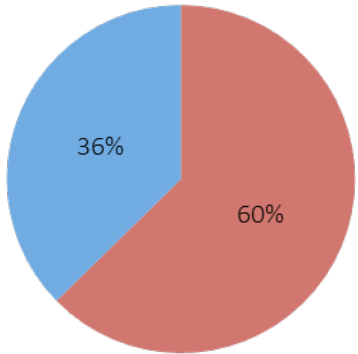
'10 Senate Race Results '16 Presidential Race Results



Results

(as of 11/9/16)

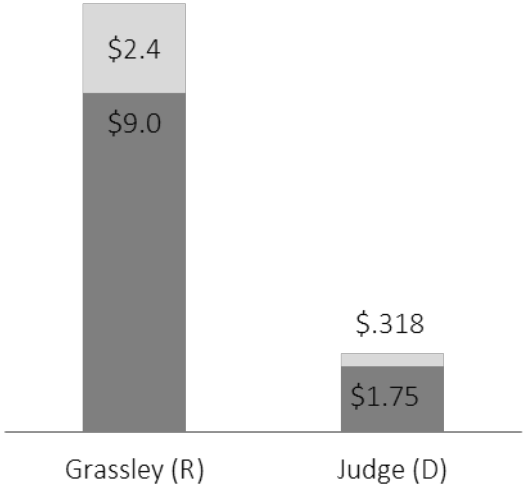
■ Grassley (R) ■ Judge (D)



Fundraising

(in millions, as of 10/19/16)

■ Total Spending ■ Cash on Hand



Dates to Watch



Sworn in: Jan. 3, 2017

Sources: National Journal research, 2016; Open Secrets, 2016.

Kansas Senate Race Results

Winner



Jerry Moran (R)
Margin of victory: 31.1%

2016 Candidates



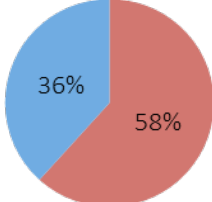
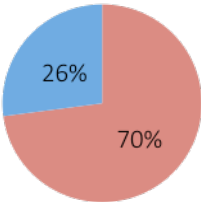
Jerry Moran (R)
Senator from Kansas



Patrick Wiesner (D)
Attorney

State Overview

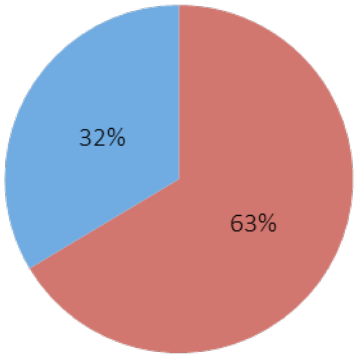
'10 Senate Race Results '16 Presidential Race Results



Results

(as of 11/9/16)

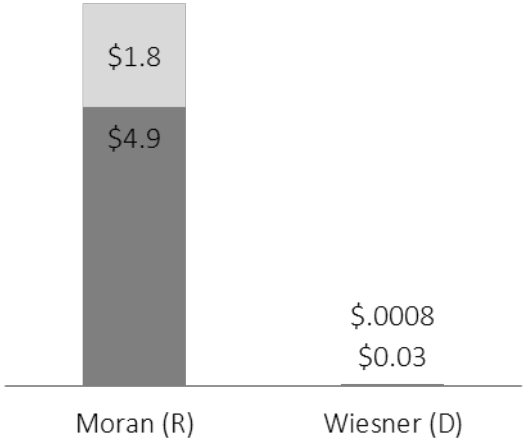
■ Moran (R) ■ Wiesner (D)



Fundraising

(in millions, as of 10/19/16)

■ Total Spending ■ Cash on Hand



Dates to Watch



Sworn in: Jan. 3, 2017

Sources: National Journal research, 2016; Open Secrets, 2016.

Kentucky Senate Race Results

Winner



Rand Paul (R)
Margin of victory: 14.6%

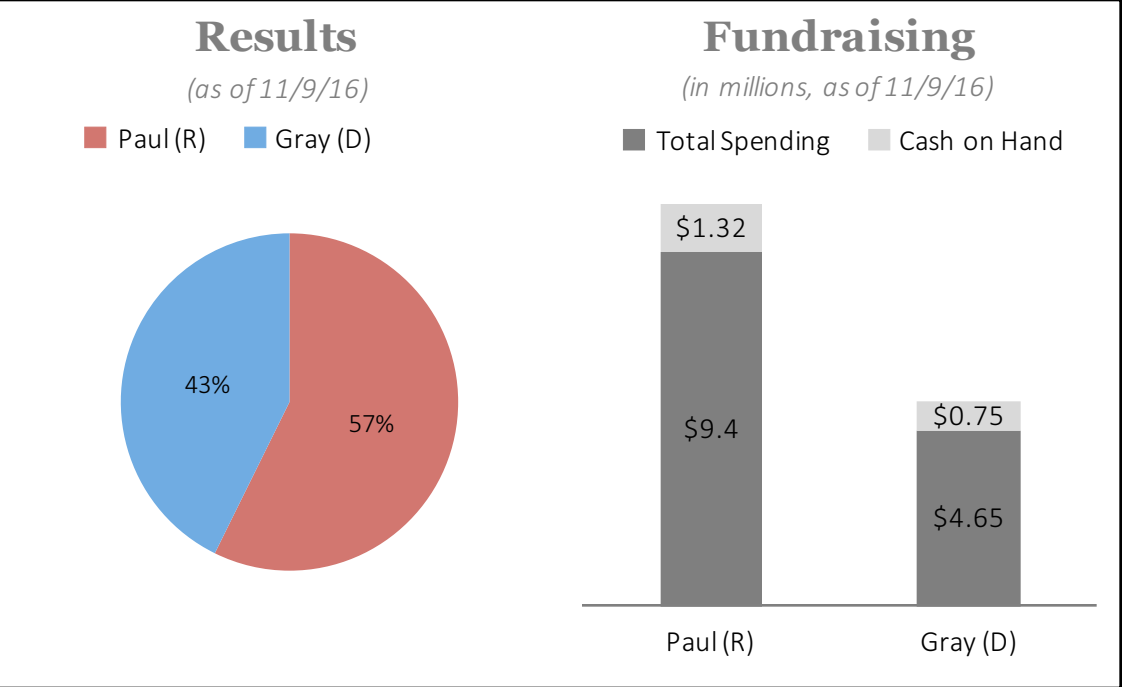
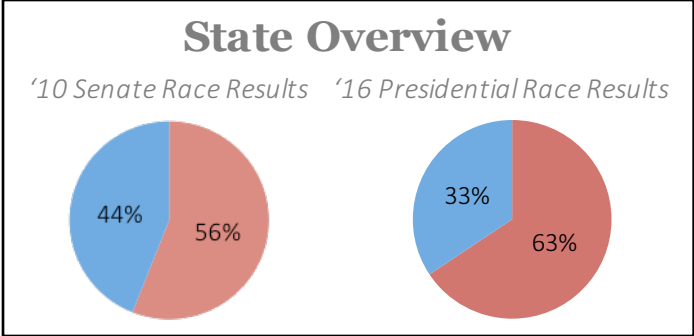
2016 Candidates




Rand Paul (R)
Senator from Kentucky



Jim Gray (D)
Mayor of Lexington



Dates to Watch



Sworn in: Jan. 3, 2017

Sources: National Journal research, 2016; Open Secrets, 2016.

Louisiana Senate Runoff Race Results

Winner



John Kennedy (R)
Margin of victory: 21.4%

2016 Candidates



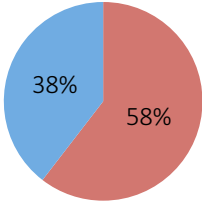
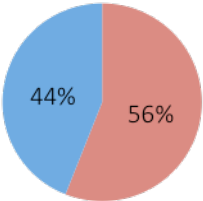
John Kennedy (R)
Louisiana state treasurer



Foster Campbell (D)
Louisiana public service commission member

State Overview

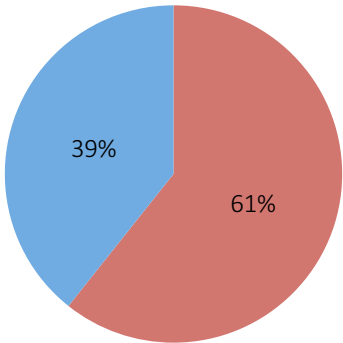
'10 Senate Race Results '16 Presidential Race Results



Results

(as of 11/9/16)

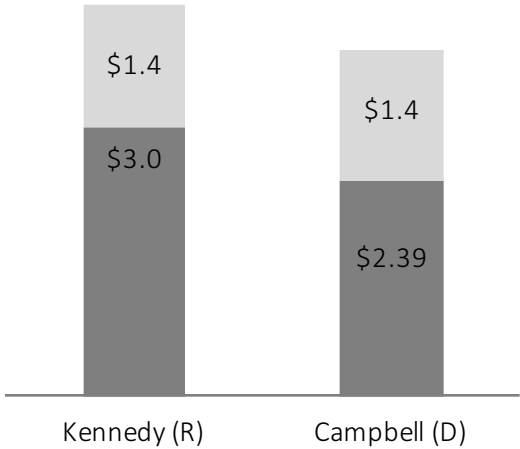
■ Kennedy (R) ■ Foster (D)



Fundraising

(in millions, as of 11/9/16)

■ Total Spending ■ Cash on Hand



Dates to Watch



Sworn in: Jan. 3, 2017

Sources: National Journal research, 2016; Open Secrets, 2016.

Maryland Senate Race Results

Winner



Chris Van Hollen (D)
Margin of victory: 24.0%

2016 Candidates



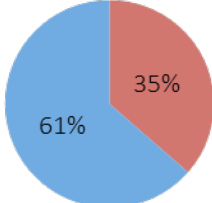
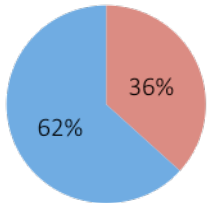
Chris Van Hollen (D)
U.S. Representative
from Maryland



Kathy Szeling (R)
MD House of Delegates

State Overview

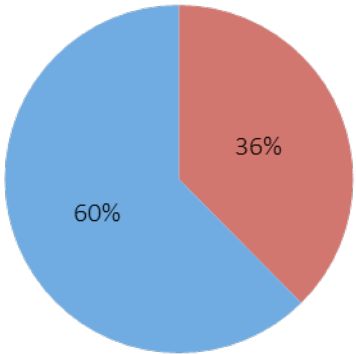
'10 Senate Race Results '16 Presidential Race Results



Results

(as of 11/9/16)

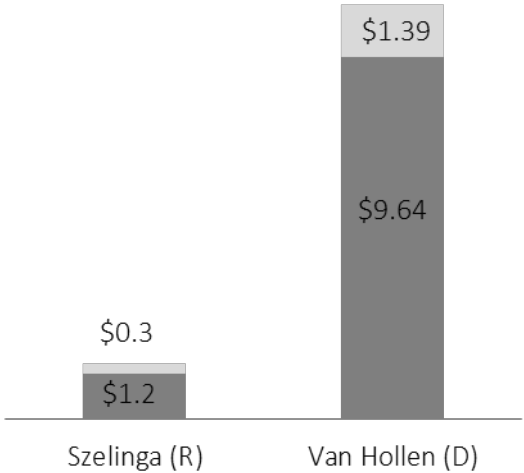
■ Szeling (R) ■ Van Hollen (D)



Fundraising

(in millions, as of 10/19/16)

■ Total Spending ■ Cash on Hand



Dates to Watch



Sworn in: Jan. 3, 2017

Sources: National Journal research, 2016; Open Secrets, 2016.

Missouri Senate Race Results

Winner



Roy Blunt (R)
Margin of victory: 3.2%

2016 Candidates



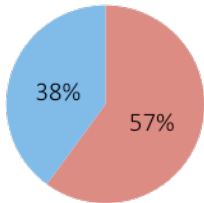
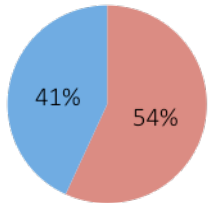
Roy Blunt (R)
Senator from Missouri



Jason Kander (D)
MO Secretary of State

State Overview

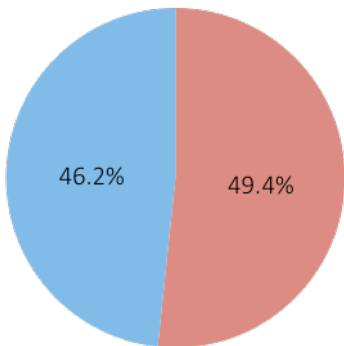
'10 Senate Race Results '16 Presidential Race Results



Results

(as of 11/9/16)

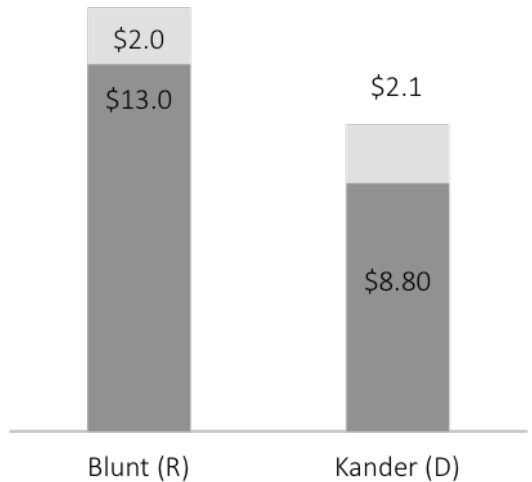
■ Blunt (R) ■ Kander (D)



Fundraising

(in millions, as of 10/19/16)

■ Total Spending ■ Cash on Hand



Dates to Watch



Sworn in: Jan. 3, 2017

Sources: National Journal research, 2016; Open Secrets, 2016.

Nevada Senate Race Results

Winner



Catherine Cortez Masto (D)
Margin of victory: 2.7%

2016 Candidates



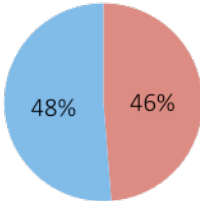
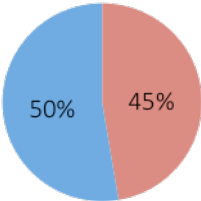
Joe Heck (R)
US Representative
from Nevada



Catherine Cortez Masto (D)
Former Nevada
Attorney General

State Overview

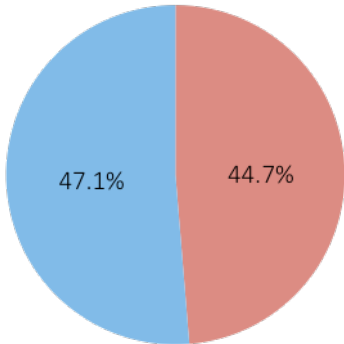
'10 Senate Race Results '16 Presidential Race Results



Results

(as of 11/9/16)

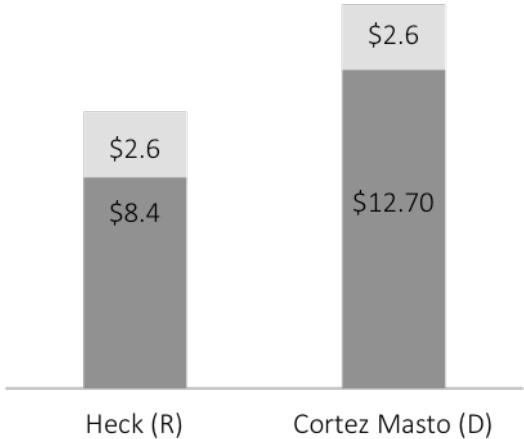
■ Heck (R) ■ Cortez Masto (D)



Fundraising

(in millions, as of 10/19/16)

■ Total Spending ■ Cash on Hand



Dates to Watch



Sworn in: Jan. 3, 2017

Sources: National Journal research, 2016; Open Secrets, 2016.


New Hampshire Senate Race Results

Winner




Maggie Hassan (D)
Margin of victory: 0.1 %

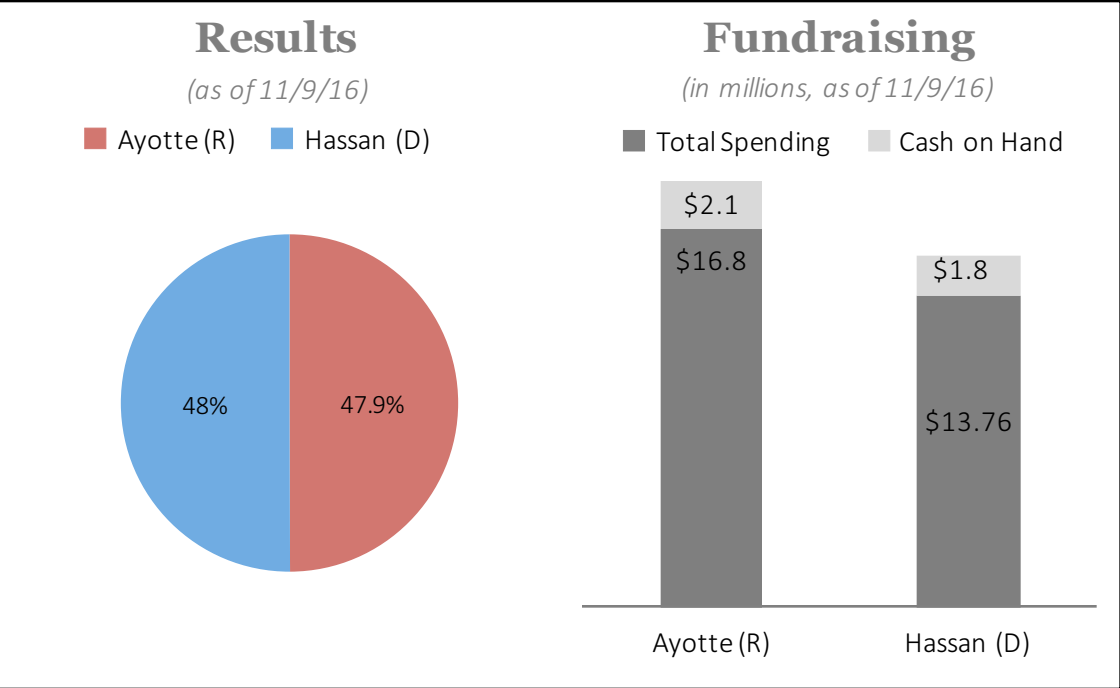
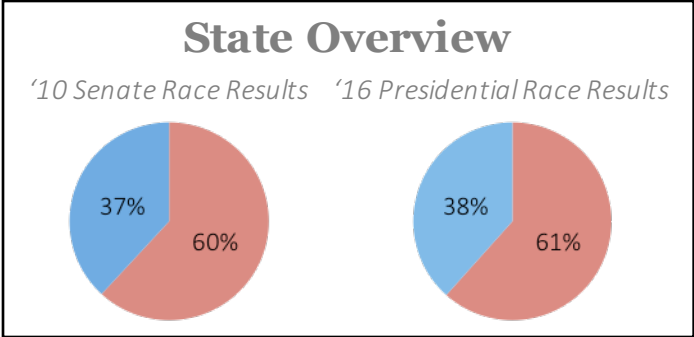
2016 Candidates



Kelly Ayotte (R)
Senator from
New Hampshire



Maggie Hassan (D)
Governor
of New Hampshire



Dates to Watch



Sworn in: Jan. 3, 2017

Sources: National Journal research, 2016; Open Secrets, 2016.

New York Senate Race Results

Winner



Chuck Schumer (D)
Margin of victory: 42.9%

2016 Candidates



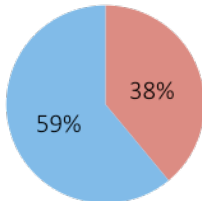
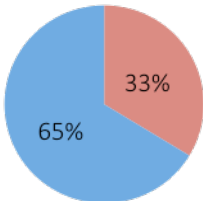
Chuck Schumer (D)
Senator from
New York



Wendy Long (R)
Attorney

State Overview

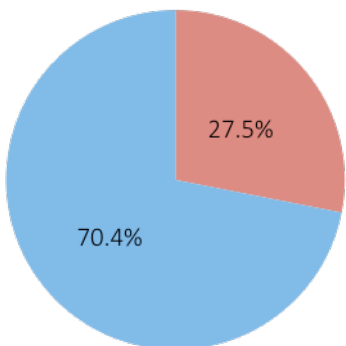
'10 Senate Race Results '16 Presidential Race Results



Results

(as of 11/9/16)

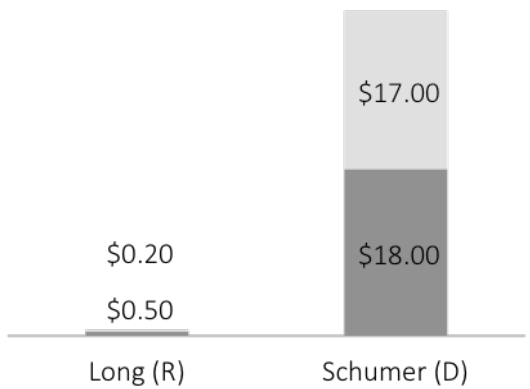
■ Long (R) ■ Schumer (D)



Fundraising

(in millions, as of 10/19/16)

■ Total Spending ■ Cash on Hand



Dates to Watch



Sworn in: Jan. 3, 2017

Sources: National Journal research, 2016; Open Secrets, 2016.

North Carolina Senate Race Results

Winner



Richard Burr (R)
Margin of victory: 5.8%

2016 Candidates



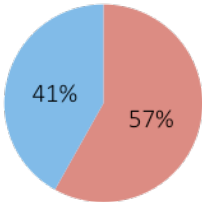
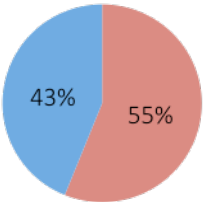
Richard Burr (R)
Senator from
North Carolina



Deborah Ross (D)
General Counsel
for the Research Triangle
Transit Authority
(GoTriangle)

State Overview

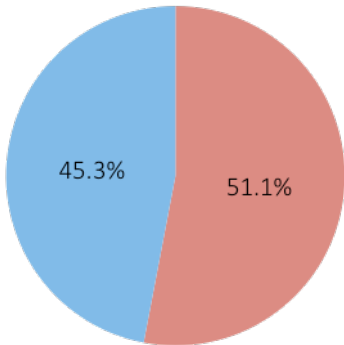
'10 Senate Race Results '16 Presidential Race Results



Results

(as of 11/9/16)

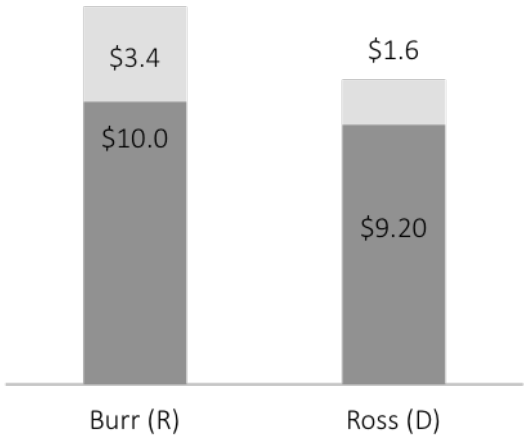
■ Burr (R) ■ Ross (D)



Fundraising

(in millions, as of 10/19/16)

■ Total Spending ■ Cash on Hand



Dates to Watch



Sworn in: Jan. 3, 2017

Sources: National Journal research, 2016; Open Secrets, 2016.

North Dakota Senate Race Results

Winner



John Hoeven (R)
Margin of victory: 67%

2016 Candidates



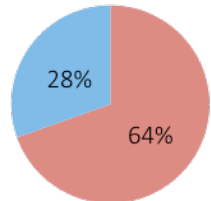
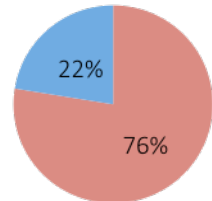
John Hoeven (R)
Senator from
North Dakota



Eliot Glasheim (D)
State Representative

State Overview

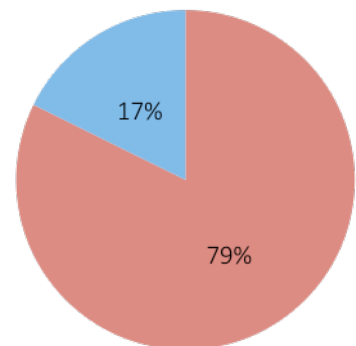
'10 Senate Race Results '16 Presidential Race Results



Results

(as of 11/9/16)

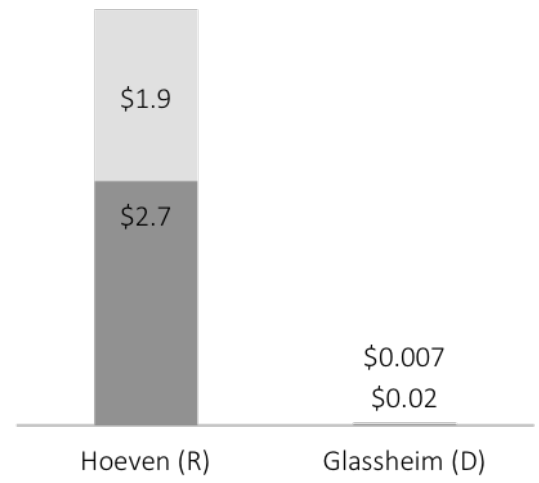
■ Hoeven (R) ■ Glasheim (D)



Fundraising

(in millions, as of 10/19/16)

■ Total Spending ■ Cash on Hand



Dates to Watch



Sworn in: Jan. 3, 2017

Sources: National Journal research, 2016; Open Secrets, 2016.


Ohio Senate Race Results

Winner




Rob Portman (R)
Margin of victory: 21.4%

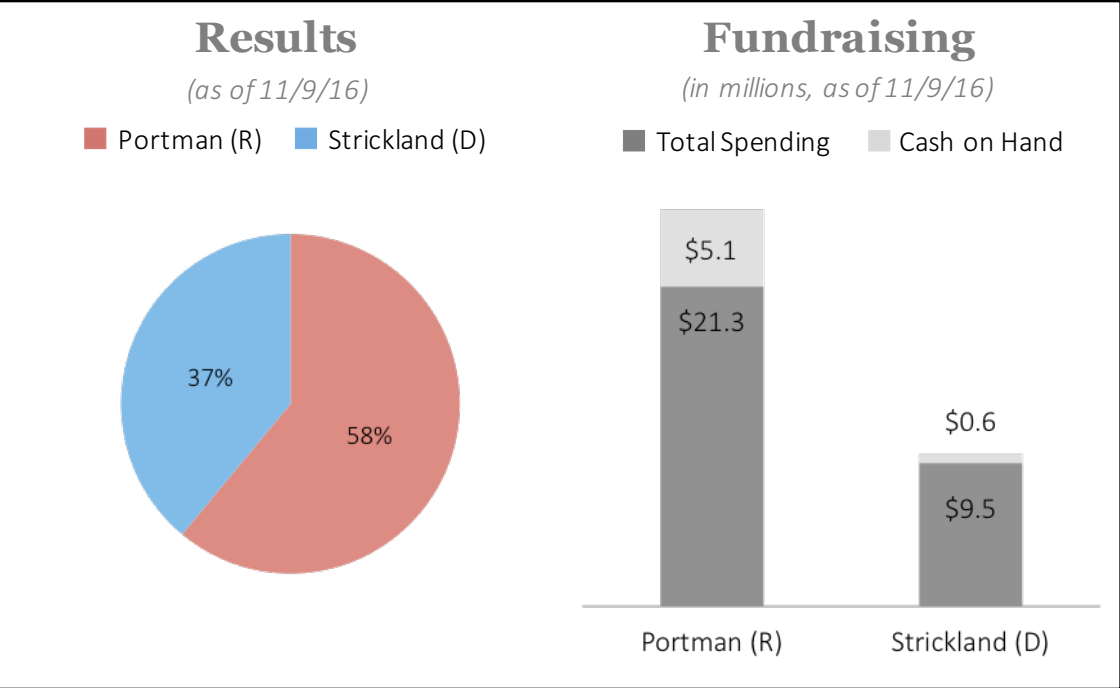
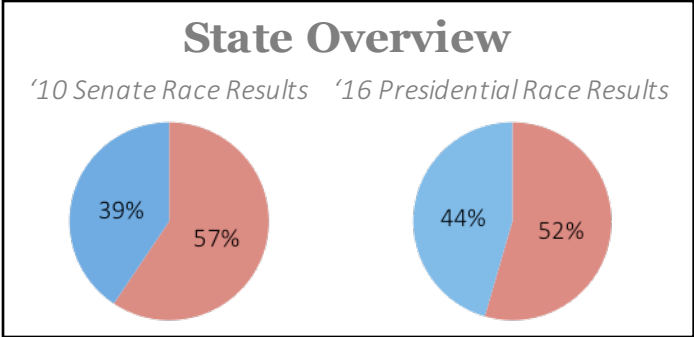
2016 Candidates




Rob Portman (R)
Senator from Ohio



Ted Strickland (D)
Former Gov. from Ohio



Dates to Watch



Sworn in: Jan. 3, 2017

Sources: National Journal research, 2016; Open Secrets, 2016.

Oklahoma Senate Race Results

Winner



James Lankford (R)
Margin of victory: 43.1%

2016 Candidates



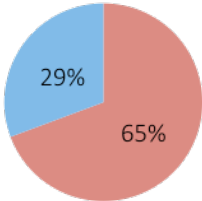
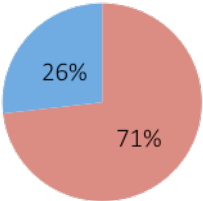
James Lankford (R)
Senator from
Oklahoma



Mike Workman (D)
Founder,
Workman and Co.

State Overview

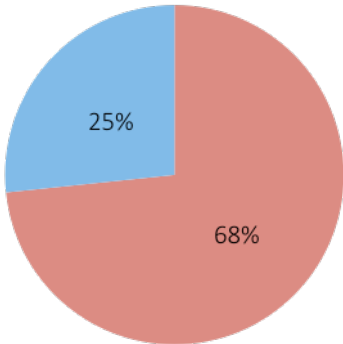
'10 Senate Race Results '16 Presidential Race Results



Results

(as of 11/9/16)

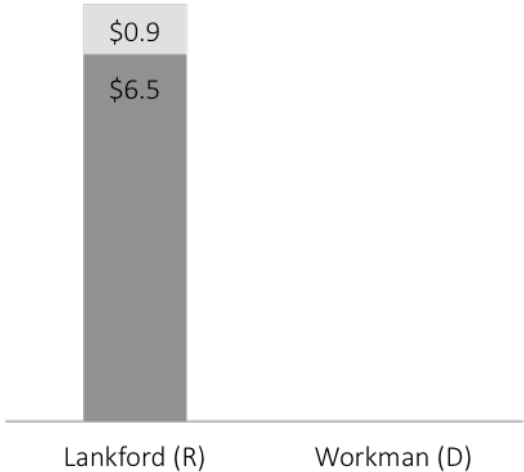
■ Lankford (R) ■ Workman (D)



Fundraising

(in millions, as of 10/19/16)

■ Total Spending ■ Cash on Hand



Dates to Watch




Sworn in: Jan. 3, 2017

Sources: National Journal research, 2016; Open Secrets, 2016.


Oregon Senate Race Results

Winner




Ron Wyden (D)
Margin of victory: 23%

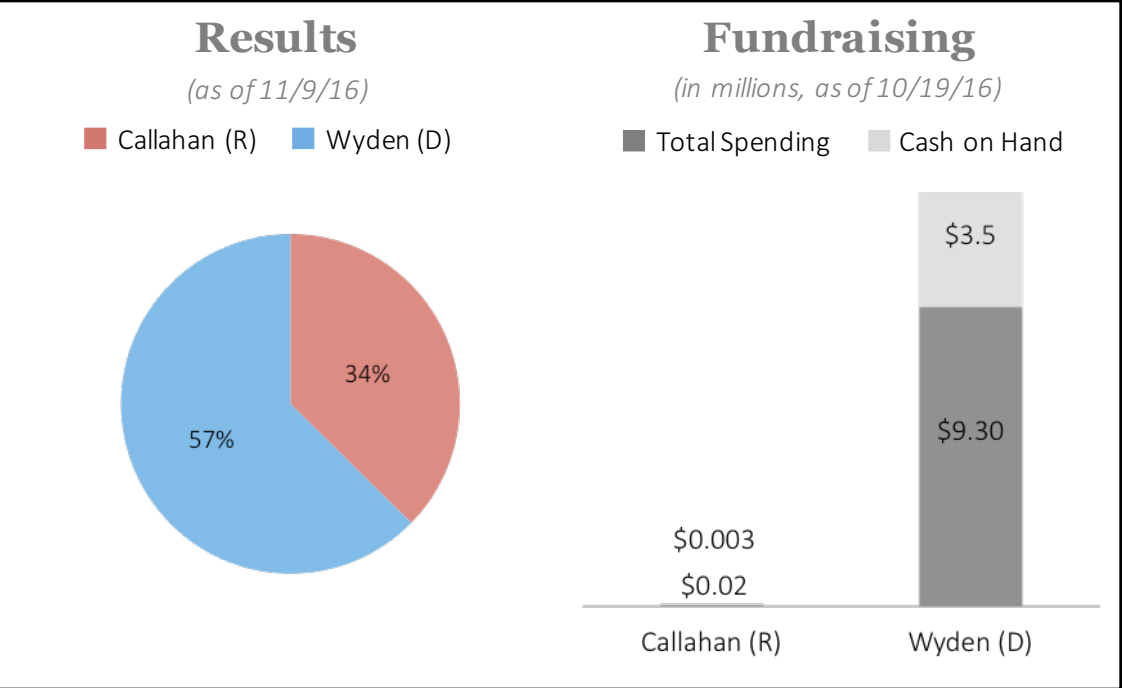
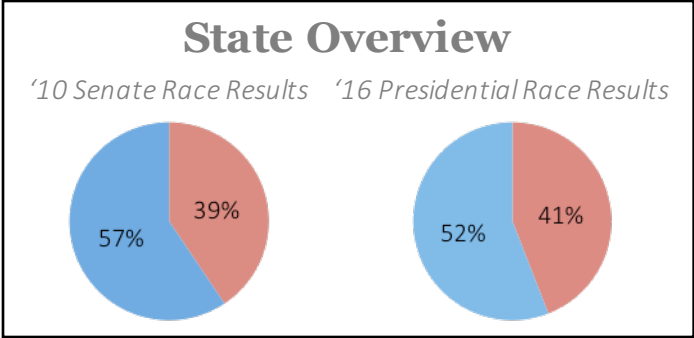
2016 Candidates




Ron Wyden (D)
Senator from Oregon



Mark Callahan (R)
Businessman



Dates to Watch



Sworn in: Jan. 3, 2017

Sources: National Journal research, 2016; Open Secrets, 2016.


Pennsylvania Senate Race Results

Winner




Pat Toomey (R)
Margin of victory: 2%

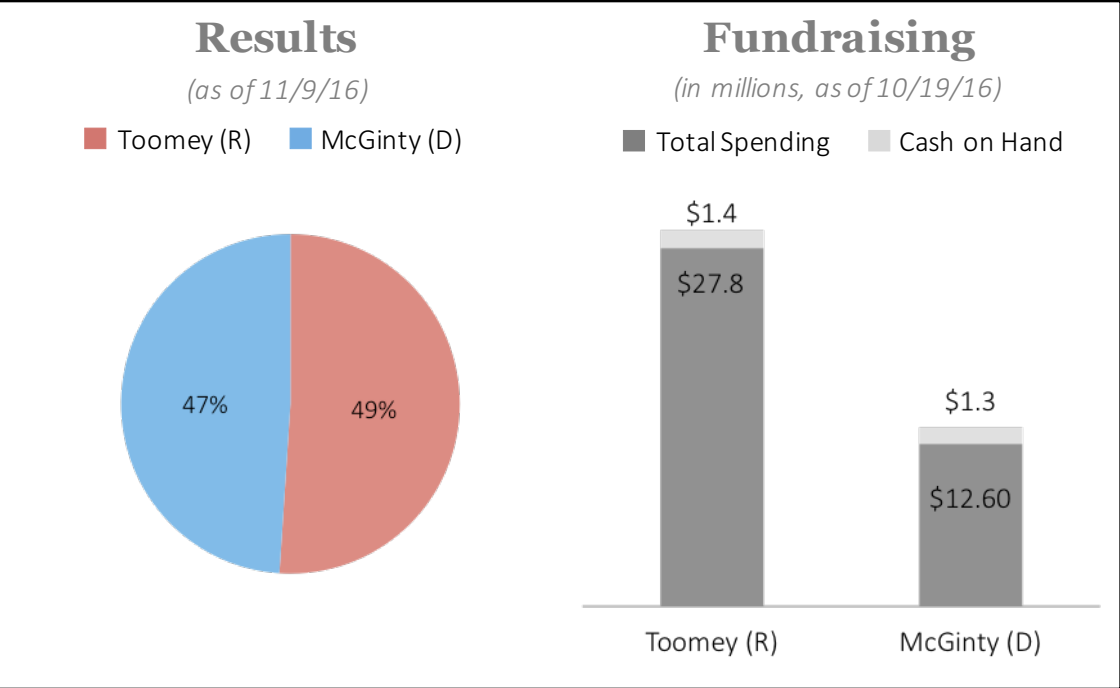
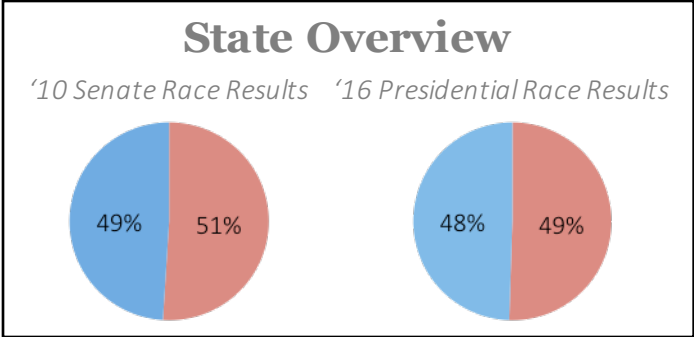
2016 Candidates



Pat Toomey (R)
Senator from Pennsylvania



Katie McGinty (D)
Pennsylvania Gov.'s Chief of Staff



Dates to Watch



Sworn in: Jan. 3, 2017

Sources: National Journal research, 2016; Open Secrets, 2016.

South Carolina Senate Race Results

Winner



Tim Scott (R)
Margin of victory: 24.8%

2016 Candidates



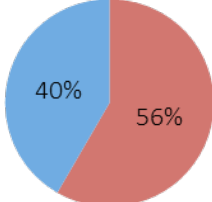
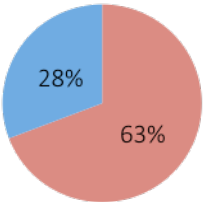
Tim Scott (R)
Senator from South Carolina



Thomas Dixon (D)
Pastor and grassroots organizer

State Overview

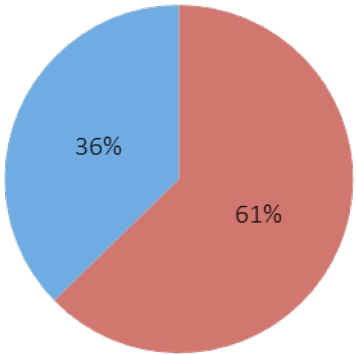
'10 Senate Race Results '16 Presidential Race Results



Results

(as of 11/9/16)

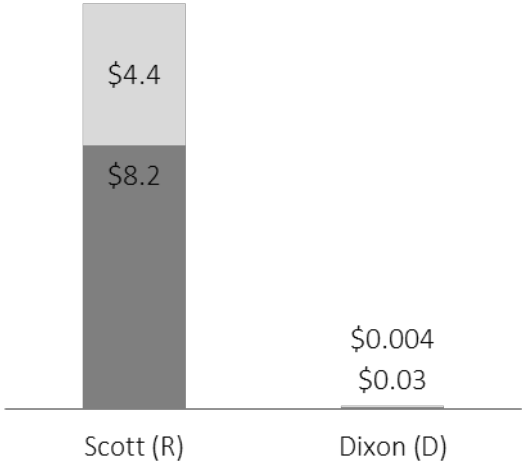
■ Scott (R) ■ Dixon (D)



Fundraising

(in millions, as of 10/19/16)

■ Total Spending ■ Cash on Hand



Dates to Watch



Sworn in: Jan. 3, 2017

Sources: National Journal research, 2016; Open Secrets, 2016.


South Dakota Senate Race Results

Winner




John Thune (R)
Margin of victory: 44%

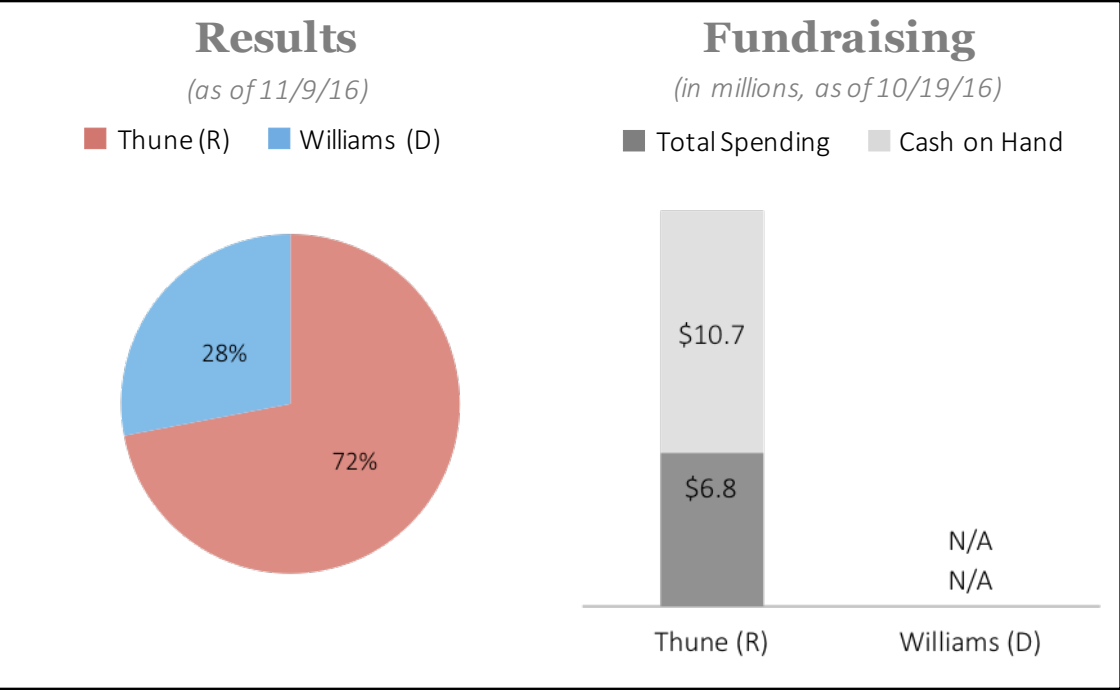
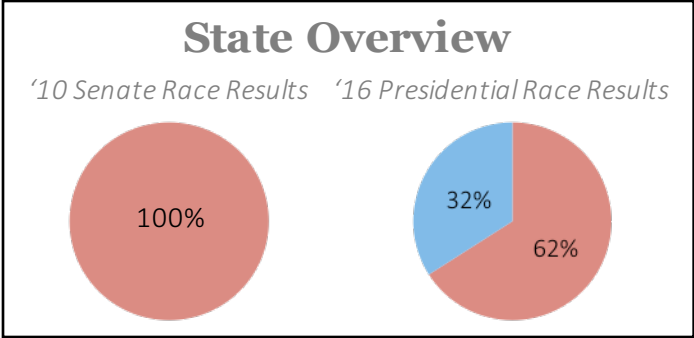
2016 Candidates



John Thune (R)
Senator from South Dakota



Jay Williams (D)
Small business owner



Dates to Watch



Sworn in: Jan. 3, 2017

Sources: National Journal research, 2016; Open Secrets, 2016.

Utah Senate Race Results

Winner



Mike Lee (R)
Margin of victory: 39.5%

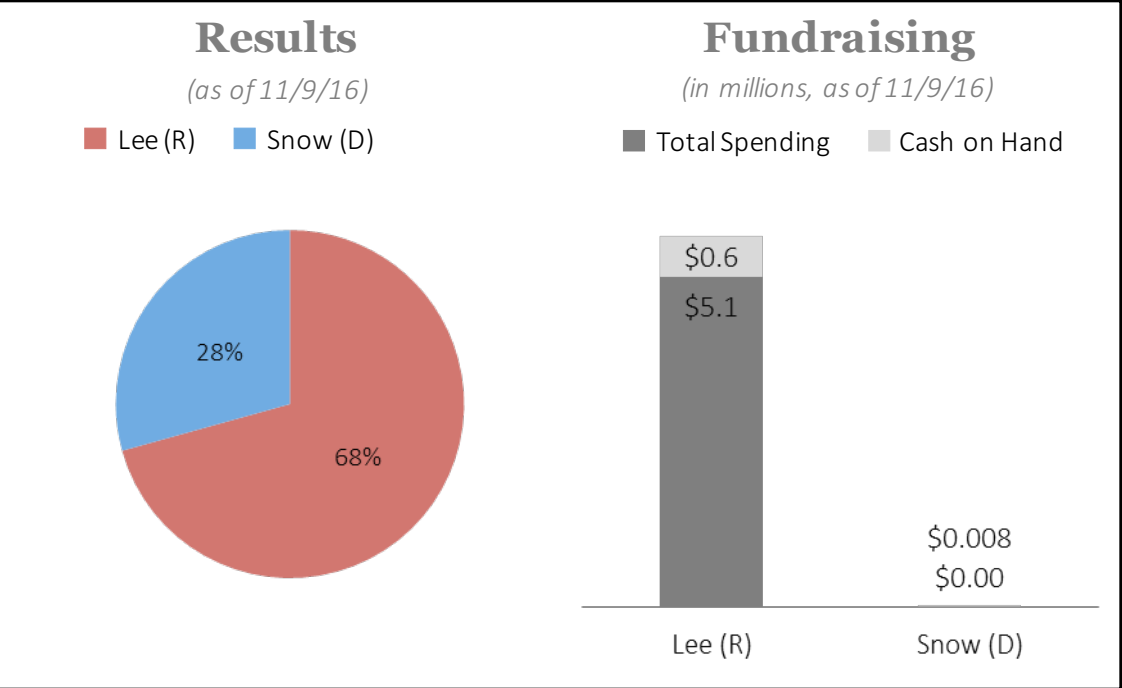
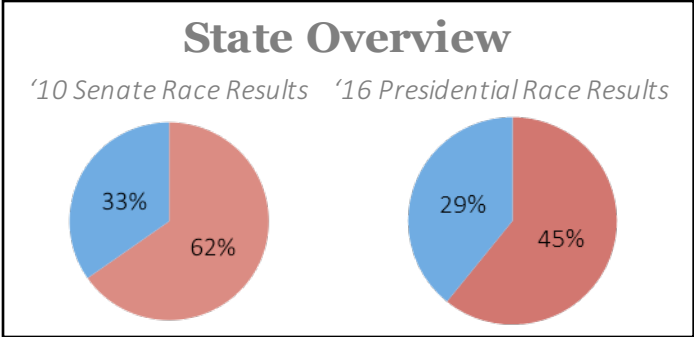
2016 Candidates




Mike Lee (R)
Senator from Utah



Misty Snow
Clerk at grocery store



Dates to Watch




Sworn in: Jan. 3, 2017

Sources: National Journal research, 2016; Open Secrets, 2016.


Vermont Senate Race Results

Winner




Patrick Leahy (D)
Margin of victory: 32%

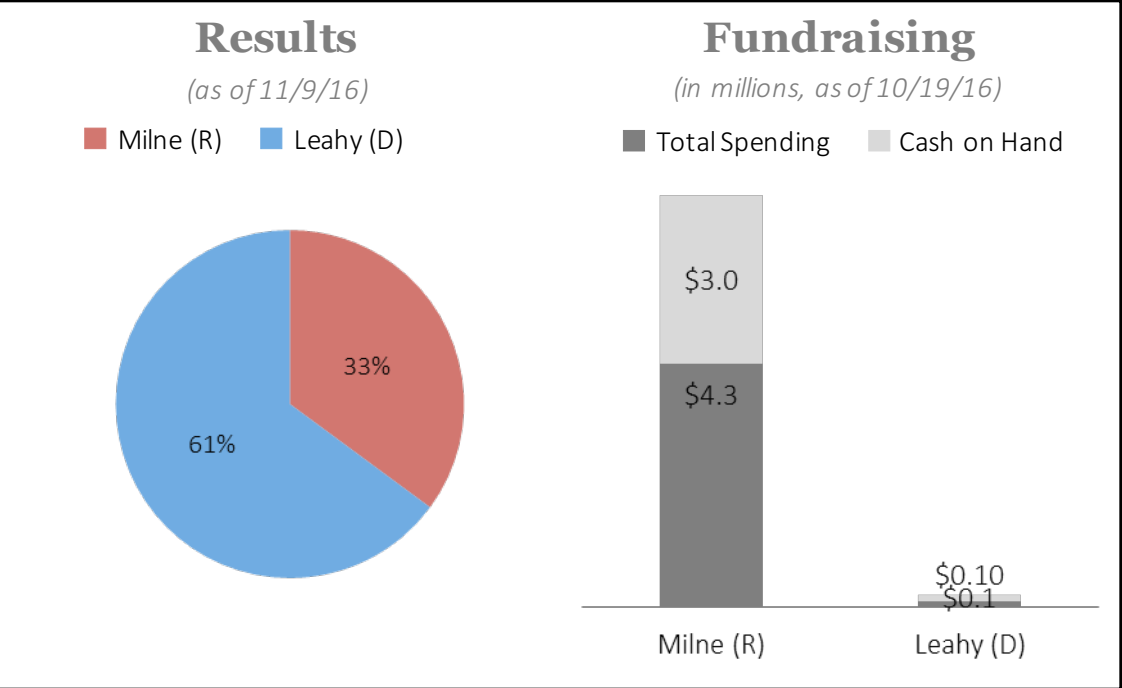
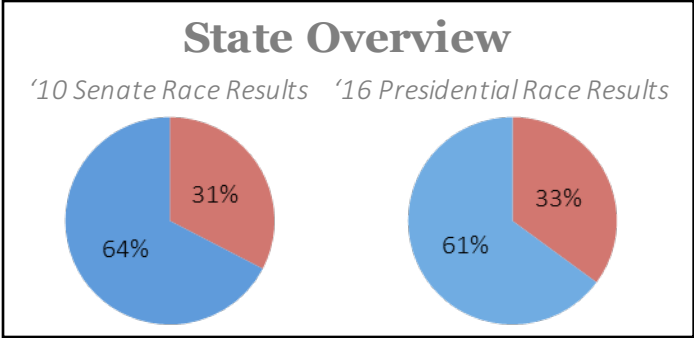
2016 Candidates



Patrick Leahy (D)
Senator from Vermont



Scott Milne (R)
Businessman



Dates to Watch



Sworn in: Jan. 3, 2017

Sources: National Journal research, 2016; Open Secrets, 2016.


Washington Senate Race Results

Winner




Patty Murray (D)
Margin of victory: 21.6%

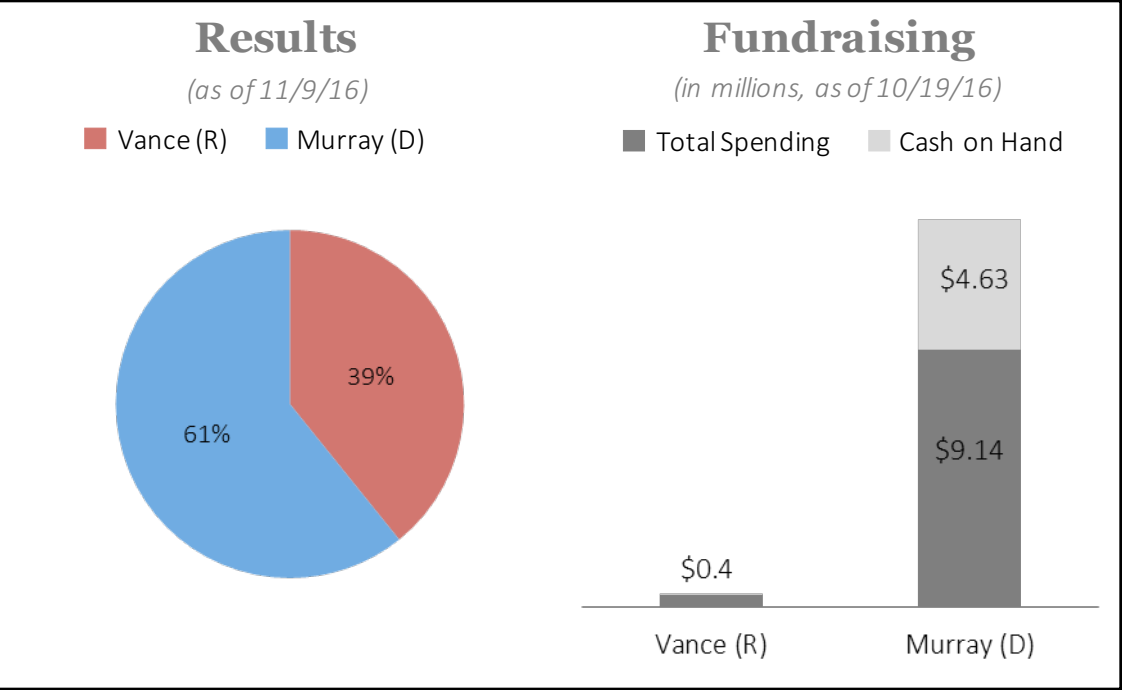
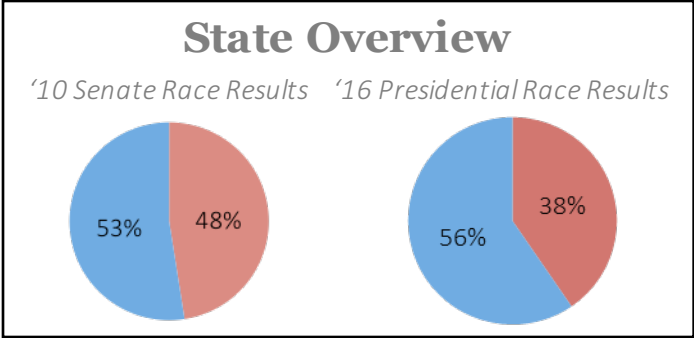
2016 Candidates




Patty Murray (D)
Senator from Washington



Chris Vance (R)
Former Chair, WA Republican Party



Dates to Watch



Sworn in: Jan. 3, 2017

Sources: National Journal research, 2016; Open Secrets, 2016.


Wisconsin Senate Race Results

Winner




Ron Johnson (R)
Margin of victory: 5%

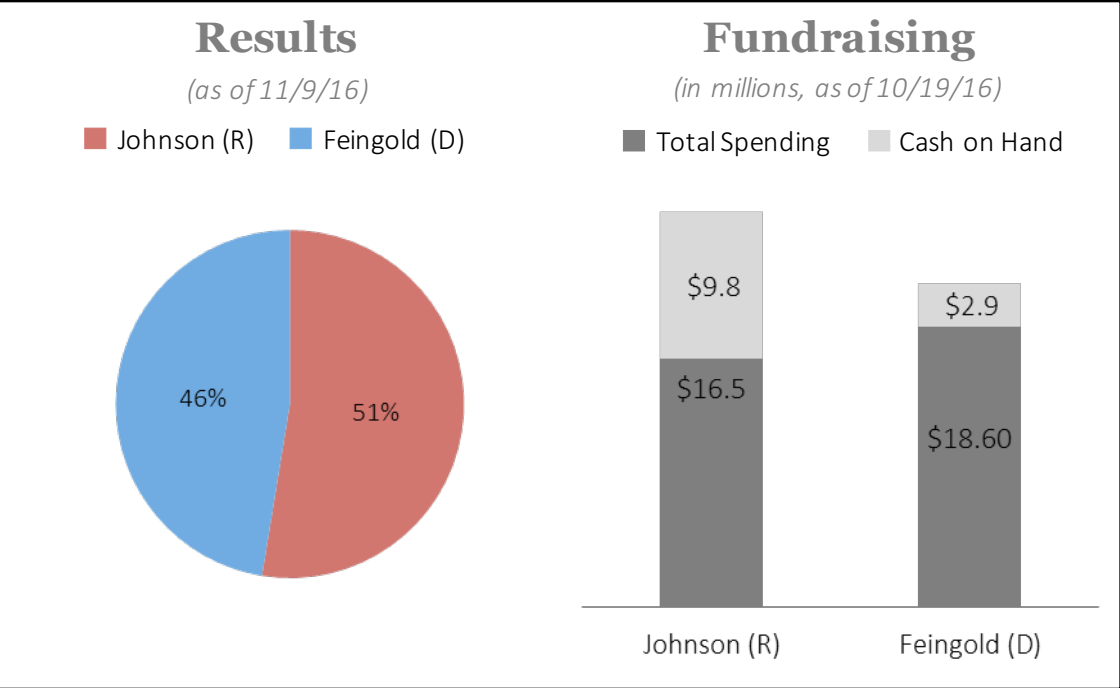
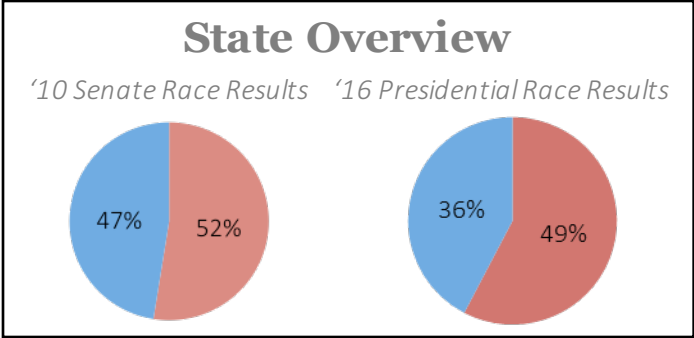
2016 Candidates



Ron Johnson (R)
Senator from Wisconsin



Russ Feingold (D)
Former Senator from Wisconsin



Dates to Watch



Sworn in: Jan. 3, 2017

Sources: National Journal research, 2016; Open Secrets, 2016.

Roadmap

2016 presidential race

- Electoral College votes
- Presidential popular vote
- 2016 Electoral College map

2016 Senate races

- 2016 Senate results map
- Composition of the 115th Senate map
- Control of the 114th vs. 115th Senate
- Senate seats gained and held
- Senate seats by margin of victory
- Senate race results vs. presidential election results
- Senate results vs. Senate race ratings
- Senate race dashboards

House

2016 House races

- 2016 House results map
- Control of the 114th vs. 115th House
- House seats gained and held
- House seats by margins of victory

2016 Governor races and state legislatures

- 2016 gubernatorial results map
- Map of state governors
- 2016 state legislature results map
- Control of state legislatures and governorships

House and Senate control

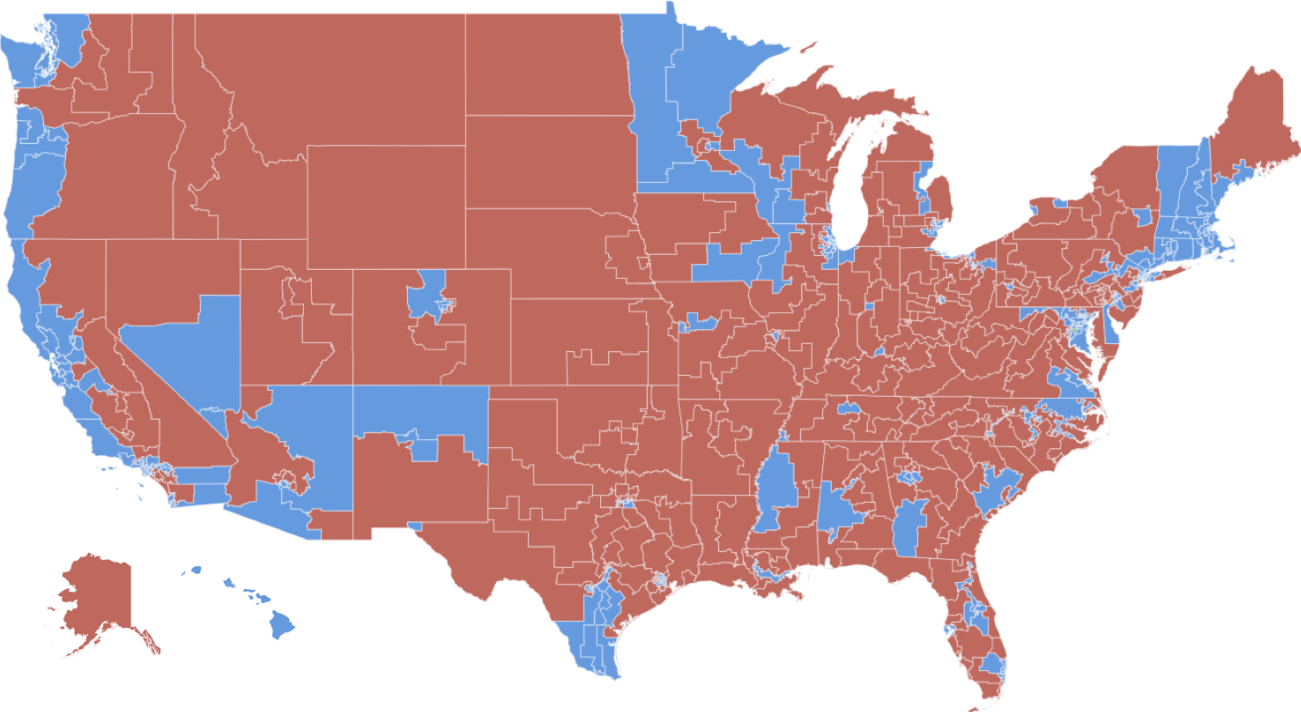
2016 state ballot initiatives

2016 voter turnout

Democrats gain net seven seats, Republicans maintain majority

2016 House election results map

■ Democratic winner ■ Republican winner



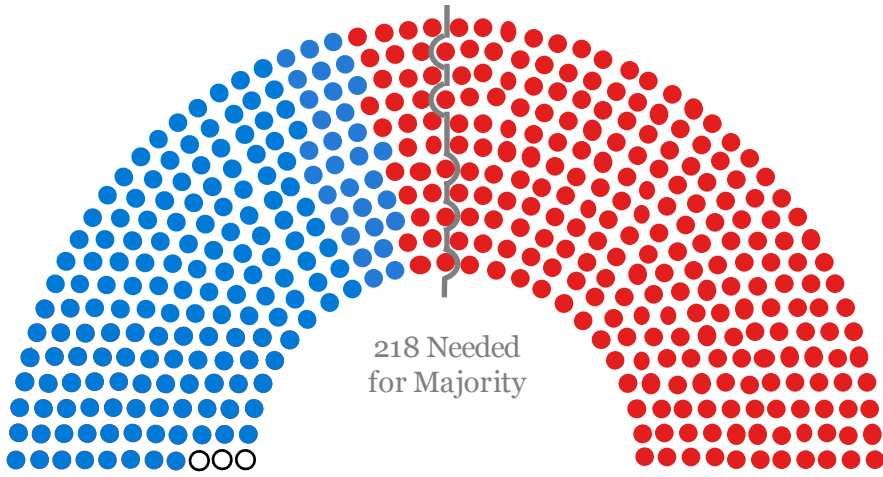
Democrats: 194
Republicans: 241

Republicans retain control of House; limit Democratic gains in 2016 elections

Control of the 114th vs. 115th House

■ Democrats ■ Republicans ■ Independents □ Vacant

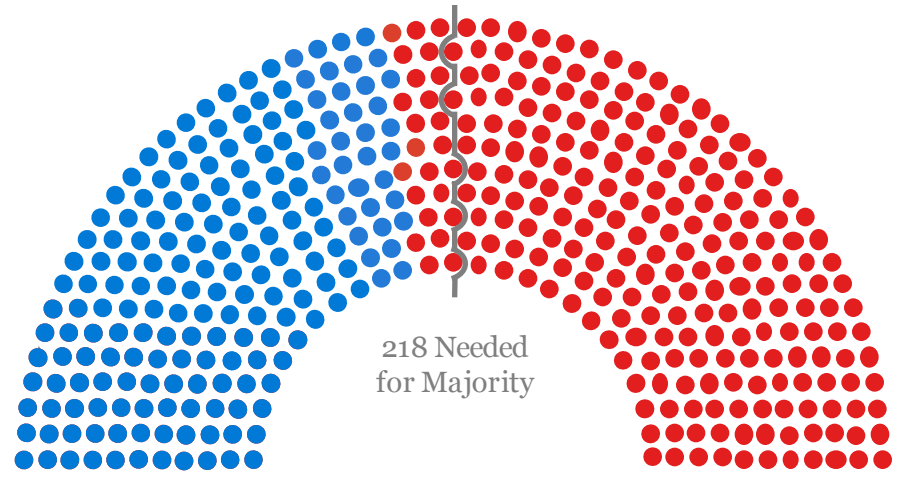
Control of the 114th House (2014-2016)



186-246

Republican House Majority

Control of the 115th House (2016-2018)



194-241

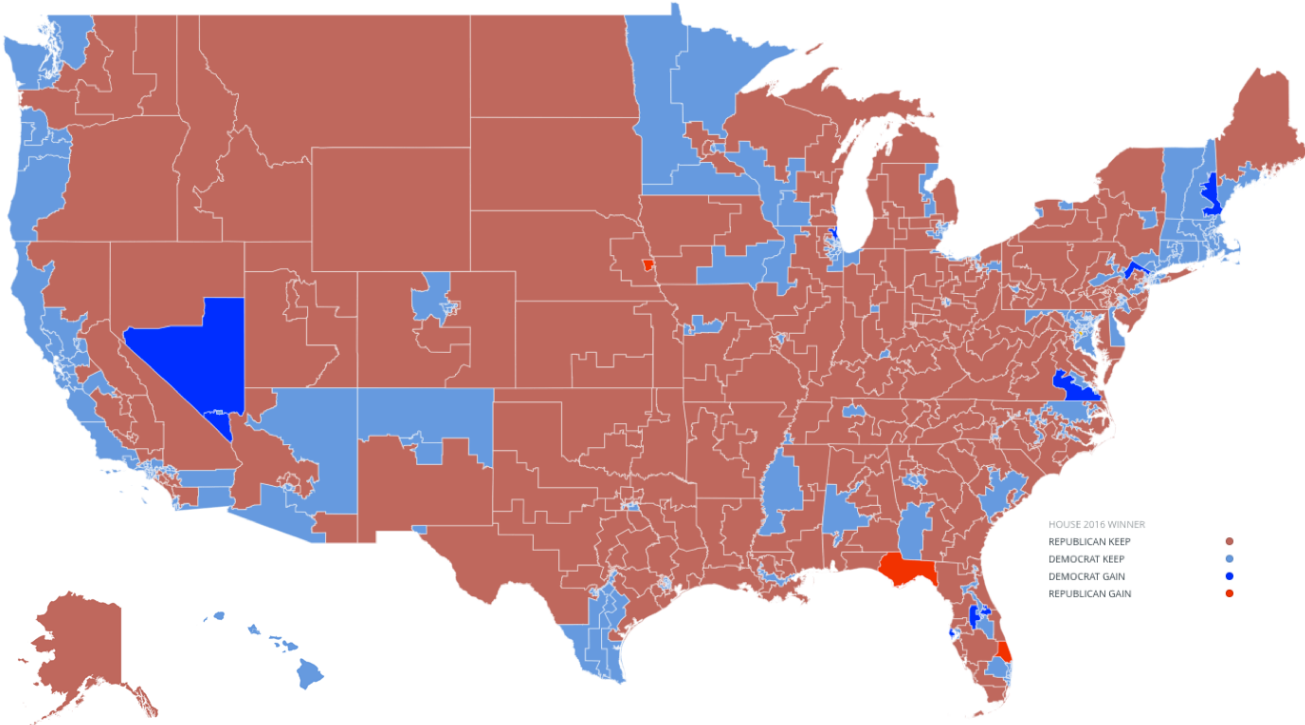
Republican House Majority

Source: National Journal research, 2016; AP, 2016.

Republicans gain three seats, lose nine in the House

House seats gained and held, 2016 House elections

■ Democratic gain ■ Democratic hold ■ Republican hold ■ Republican gain

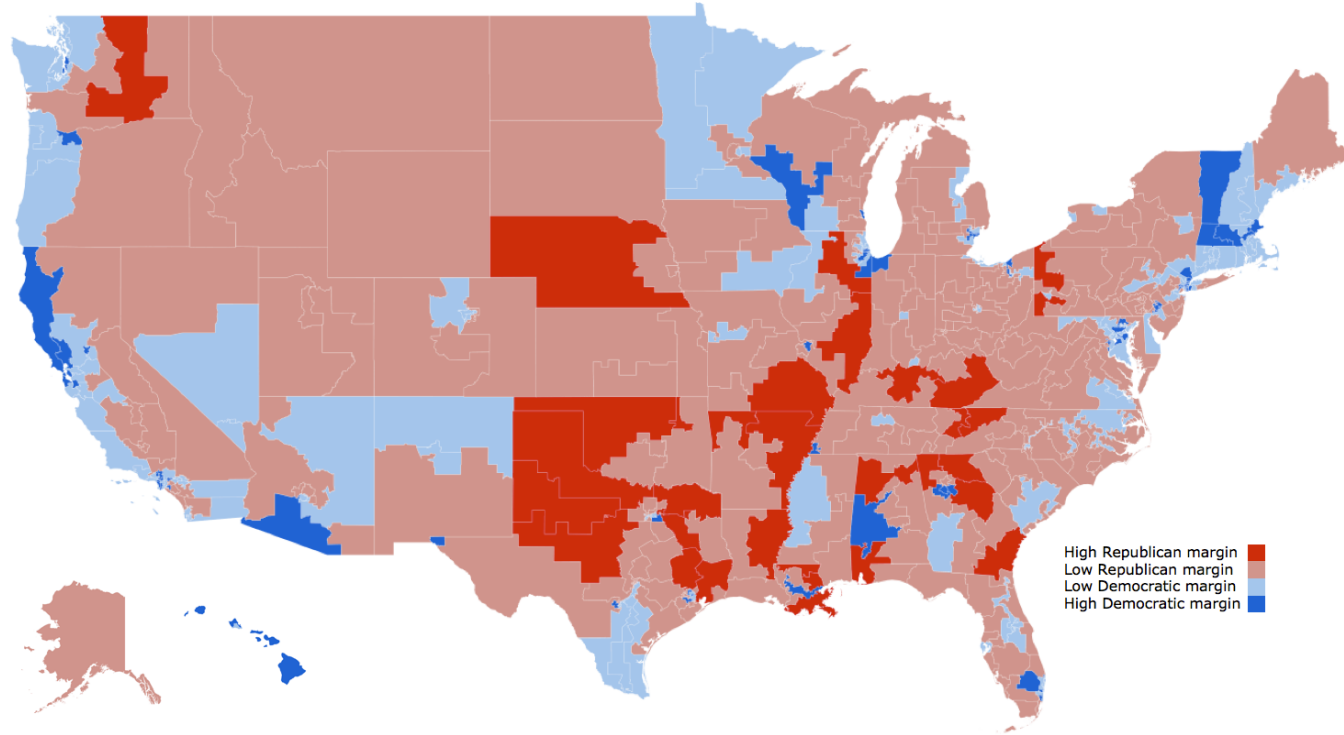


Source: National Journal research, 2016; AP, 2016.

MN-1, MN-8, NV-3 and FL-7 races were all within one point

House races by margins of victory

■ Margin of >5% Dem ■ Margin of 0-5% Dem ■ Margin of 0-5% Rep ■ Margin of >5% Rep



Source: National Journal research, 2016; AP, 2016.

Roadmap

2016 presidential race

- Electoral College votes
- Presidential popular vote
- 2016 Electoral College map

2016 Senate races

- 2016 Senate results map
- Composition of the 115th Senate map
- Control of the 114th vs. 115th Senate
- Senate seats gained and held
- Senate seats by margin of victory
- Senate race results vs. presidential election results
- Senate results vs. Senate race ratings
- Senate race dashboards

2016 House races

- 2016 House results map
- Control of the 114th vs. 115th House
- House seats gained and held
- House seats by margins of victory

Governor

2016 Governor races and state legislatures

- 2016 gubernatorial results map
- Map of state governors
- 2016 state legislature results map
- Control of state legislatures and governorships

House and Senate control

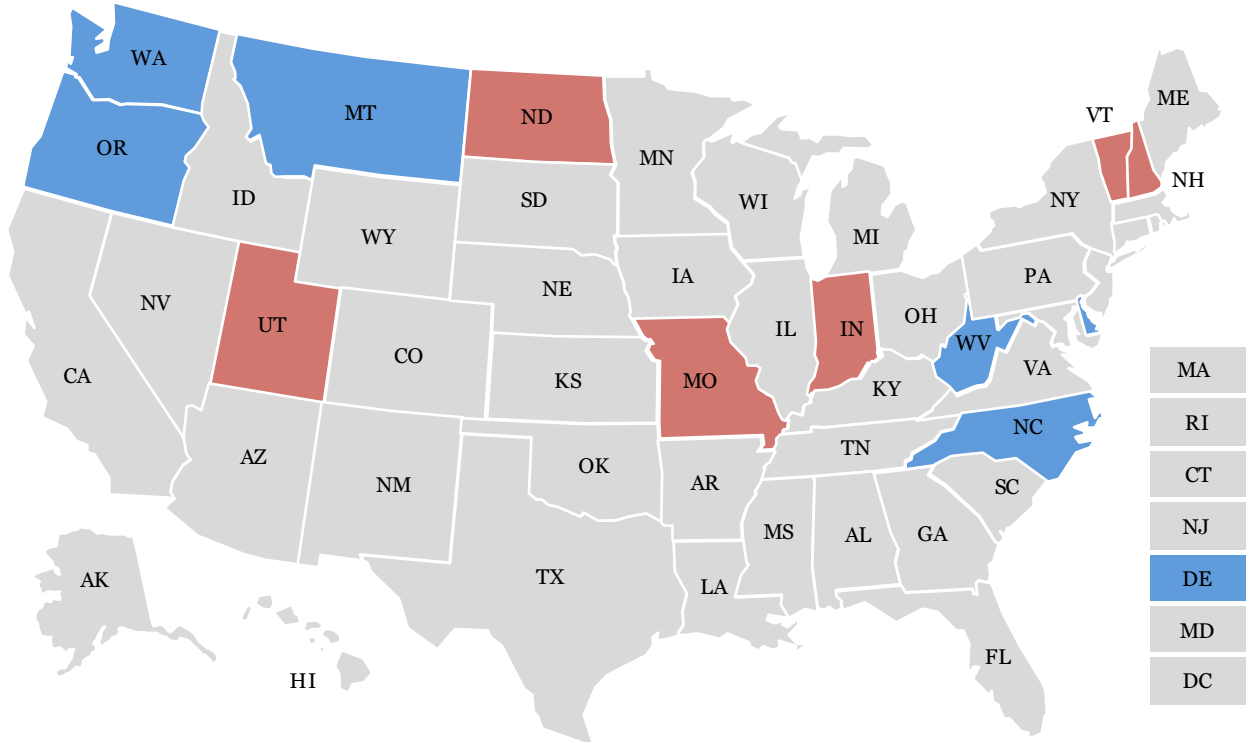
2016 state ballot initiatives

2016 voter turnout

North Carolina called for Democrats

Map of state gubernatorial election results, by party

■ Democratic governor ■ Republican governor ■ Independent governor ■ No election

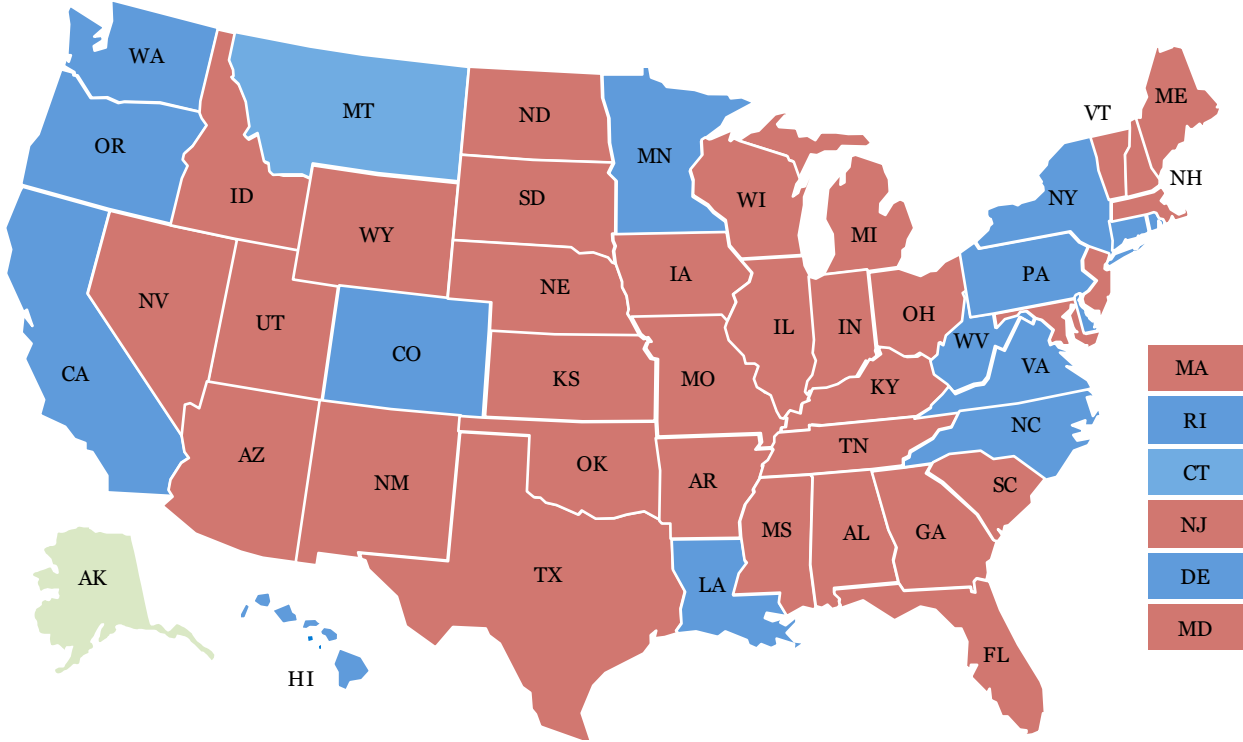


Source: National Journal research, 2016.

GOP controls majority of governorships

Map of 2017 governors, by party

■ Democratic governor ■ Republican governor ■ Independent governor



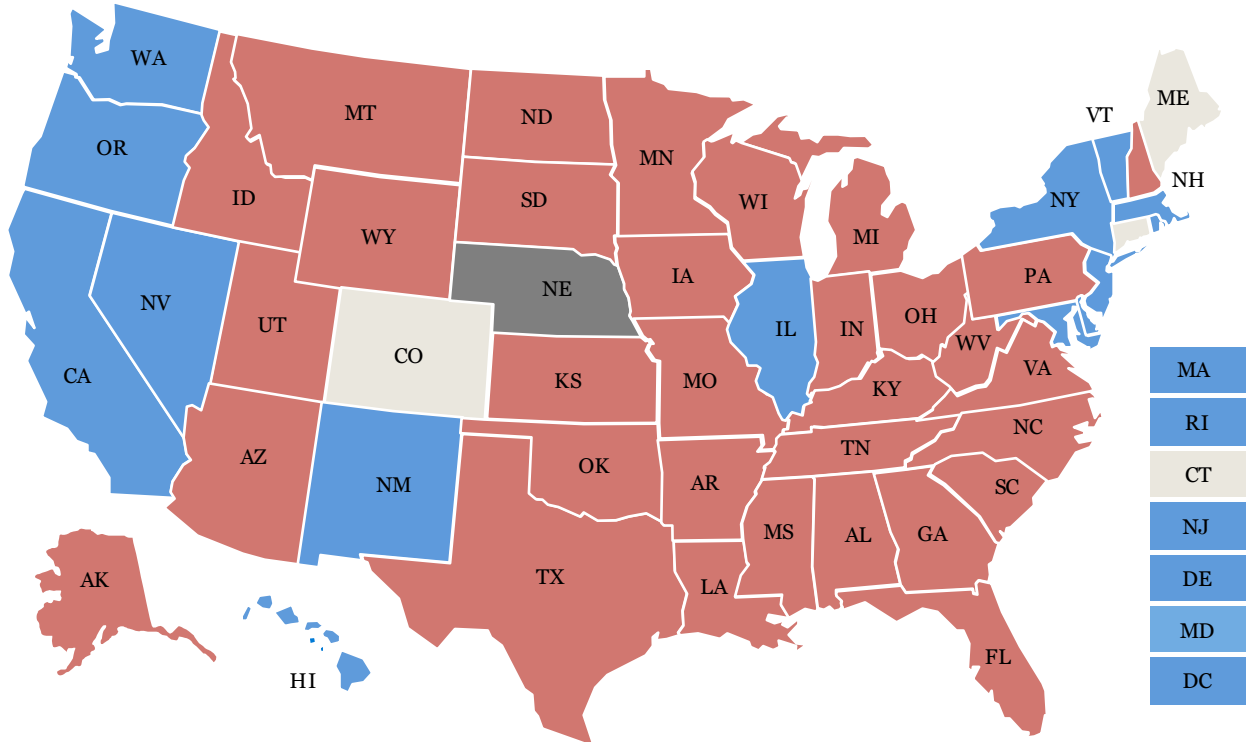
Source: National Journal research, 2016.

Republicans control majority of state legislatures

Map of state legislatures results, by party

■ Democratic control ■ GOP control ■ Nonpartisan ■ Split

Democrat:	14
Republican:	32
Split:	3
Nonpartisan:	1

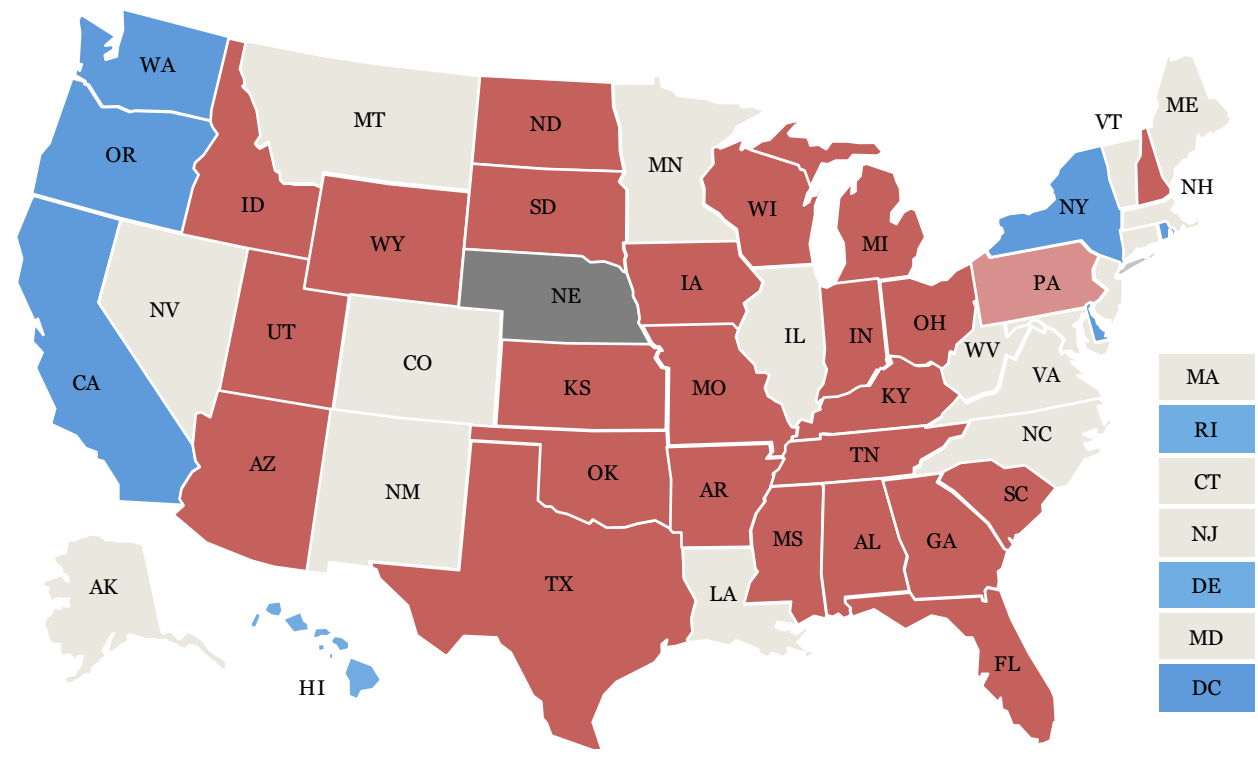


Source: National Journal research, 2016.

Republicans increase their hold on state governments

Where one party controls the State Senate, House and governorship

■ Democratic control ■ GOP control ■ Nonpartisan ■ Split



Source: National Conference of State Legislatures, 2016.

Roadmap

2016 presidential race

- Electoral College votes
- Presidential popular vote
- 2016 Electoral College map

2016 Senate races

- 2016 Senate results map
- Composition of the 115th Senate map
- Control of the 114th vs. 115th Senate
- Senate seats gained and held
- Senate seats by margin of victory
- Senate race results vs. presidential election results
- Senate results vs. Senate race ratings
- Senate race dashboards

2016 House races

- 2016 House results map
- Control of the 114th vs. 115th House
- House seats gained and held
- House seats by margins of victory

2016 Governor races and state legislatures

- 2016 gubernatorial results map
- Map of state governors
- 2016 state legislature results map
- Control of state legislatures and governorships

House and Senate control

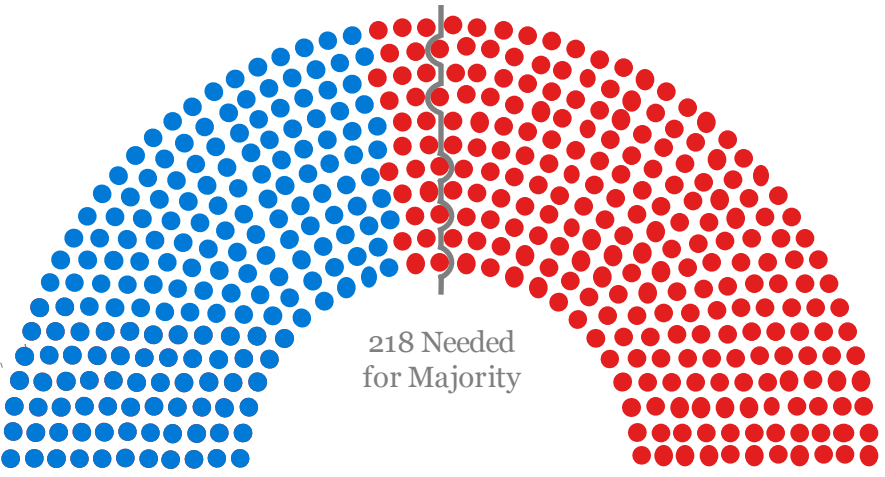
2016 state ballot initiatives

2016 voter turnout

Republicans take back the House following 2010 midterm elections

Party control at beginning of 112th Congress (2011-2013)

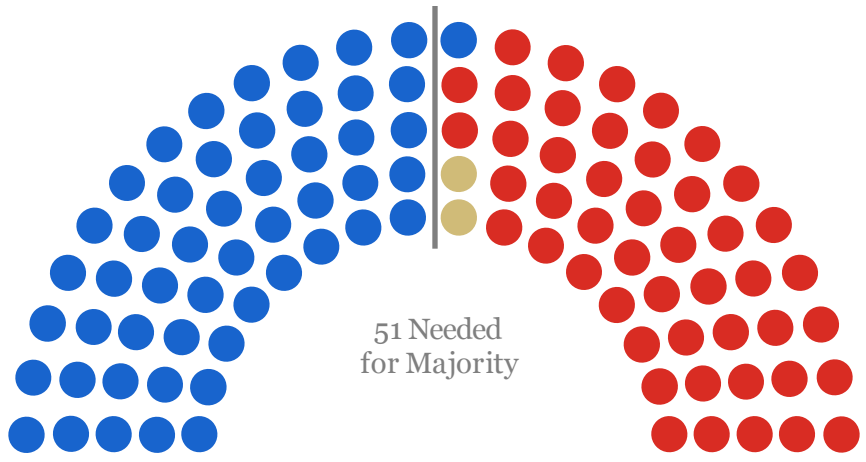
■ Democrat ■ Republican ■ Independent (caucusing with Dems)



218 Needed for Majority

193-242

Republican House Majority



51 Needed for Majority

51-2-47

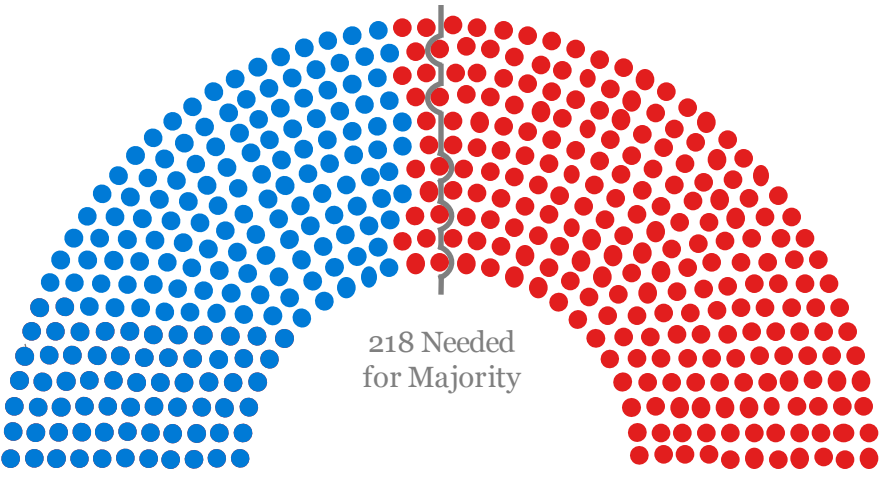
Democratic Senate Majority

Sources: Ballotpedia, "United States Senate Elections," 2010; Ballotpedia, "United States House of Representatives Elections," 2010.

2012 Election shuffles seats but keeps majorities intact

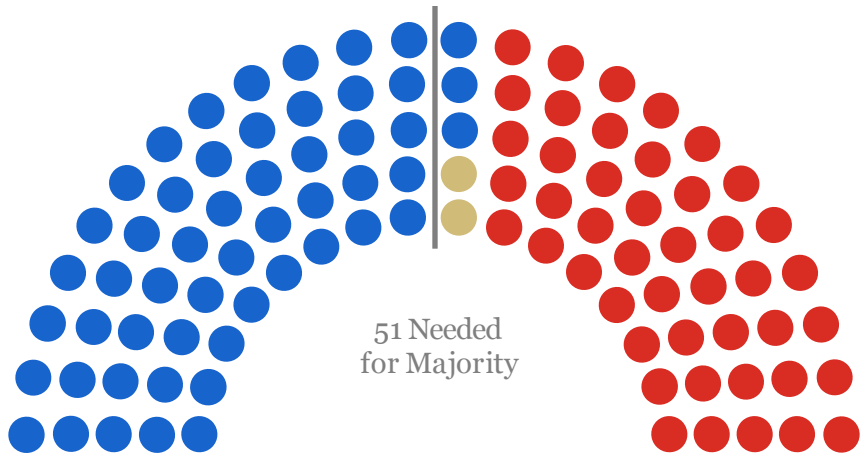
Party control at beginning of 113th Congress (2013-2015)

■ Democrat ■ Republican ■ Independent (caucusing with Dems)



201-234

Republican House Majority



53-2-45

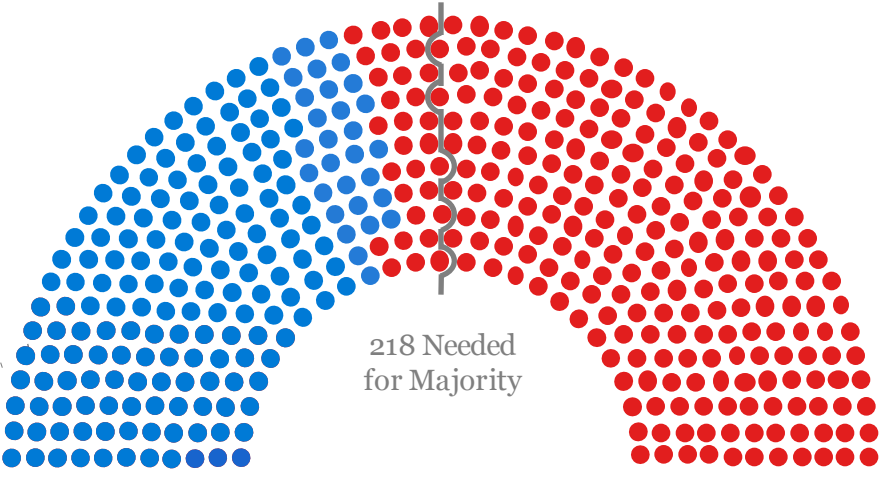
Democratic Senate Majority

Sources: Ballotpedia, "United States Senate Elections," 2012; Ballotpedia, "United States House of Representatives Elections," 2012.

Republican party regains congressional control with senate majority after 2014 Midterm elections

Party control at beginning of 114th Congress (2015-2017)

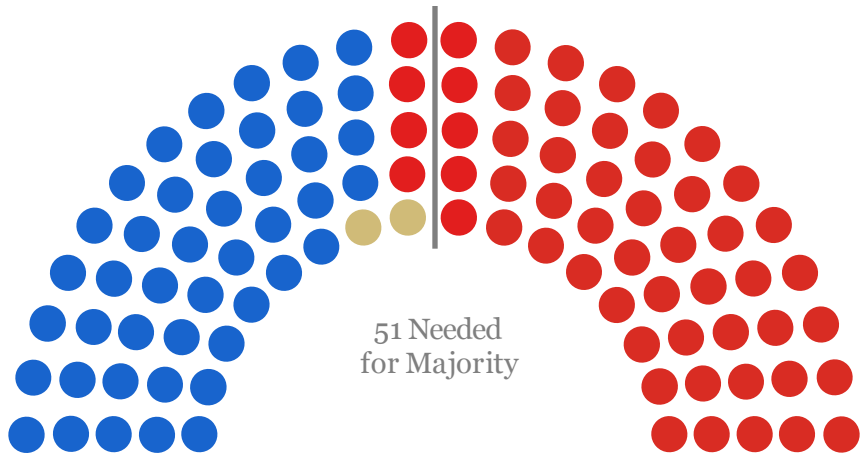
■ Democrat ■ Republican ■ Independent (caucusing with Dems)



218 Needed for Majority

188-247

Republican House Majority



51 Needed for Majority

44-2-54

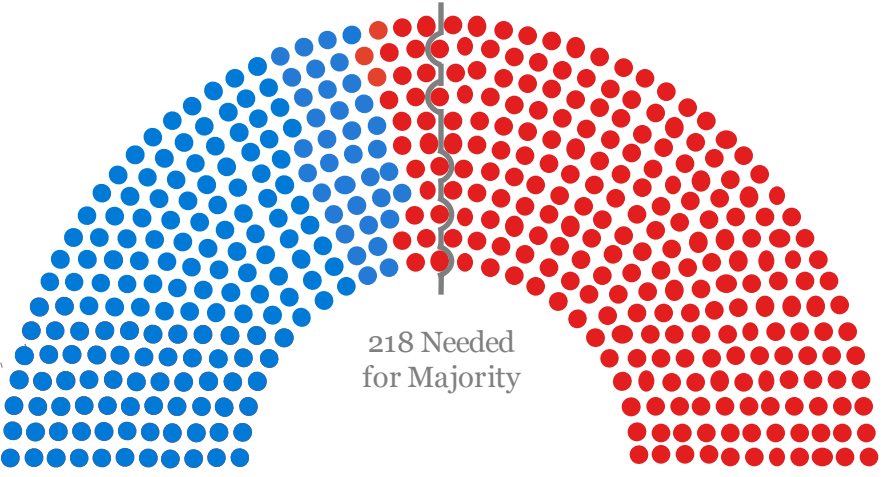
Republican Senate Majority

Sources: Ballotpedia, "United States Senate Elections," 2014; Ballotpedia, "United States House of Representatives Elections," 2014.

Republicans keep the Senate and limit Democratic gains in the House

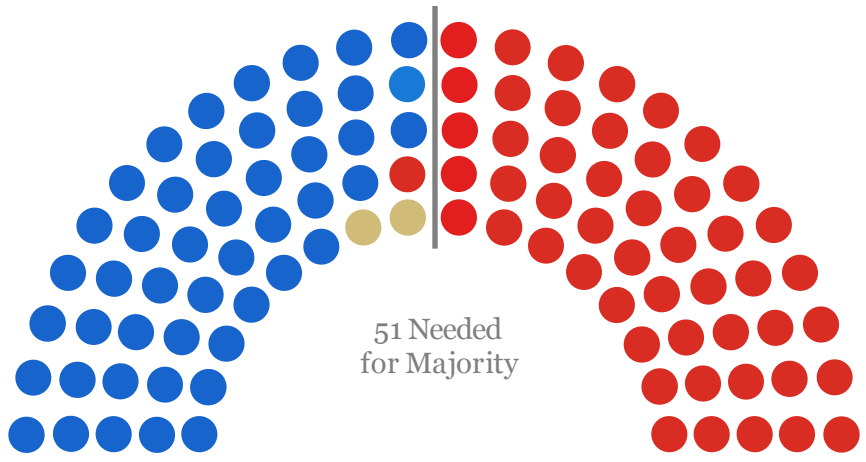
Party control at beginning of 115th Congress (2017-2019)

■ Democrat ■ Republican ■ Independent (caucusing with Dems)



193 - 241

Republican House Majority



46-2-53

Republican Senate Majority

Sources: National Journal Research, 2016.

Roadmap

2016 presidential race

- Electoral College votes
- Presidential popular vote
- 2016 Electoral College map

2016 Senate races

- 2016 Senate results map
- Composition of the 115th Senate map
- Control of the 114th vs. 115th Senate
- Senate seats gained and held
- Senate seats by margin of victory
- Senate race results vs. presidential election results
- Senate results vs. Senate race ratings
- Senate race dashboards

2016 House races

- 2016 House results map
- Control of the 114th vs. 115th House
- House seats gained and held
- House seats by margins of victory

2016 Governor races and state legislatures

- 2016 gubernatorial results map
- Map of state governors
- 2016 state legislature results map
- Control of state legislatures and governorships

House and Senate control

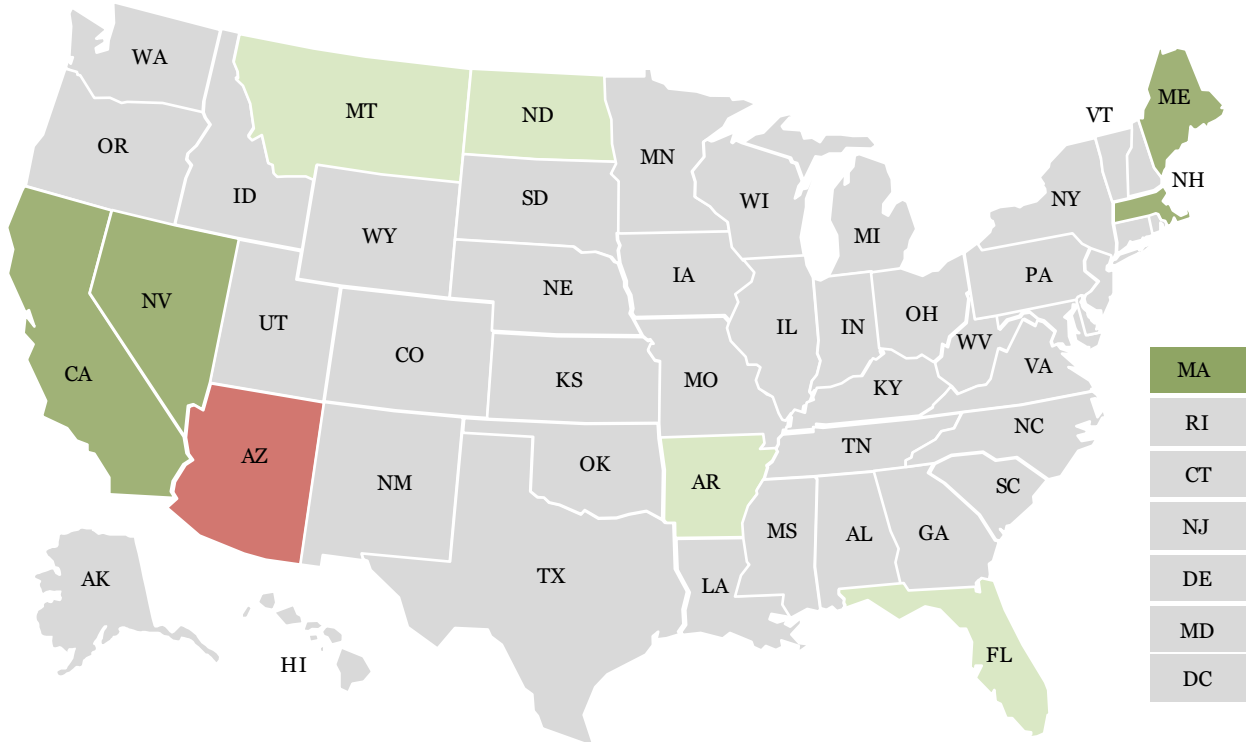
2016 state ballot initiatives

2016 voter turnout

At least three states legalize recreational marijuana use

Marijuana ballot initiative results

■ Recreational use passed ■ Medical use passed ■ Recreational use failed ■ Medical use failed ■ Not yet called

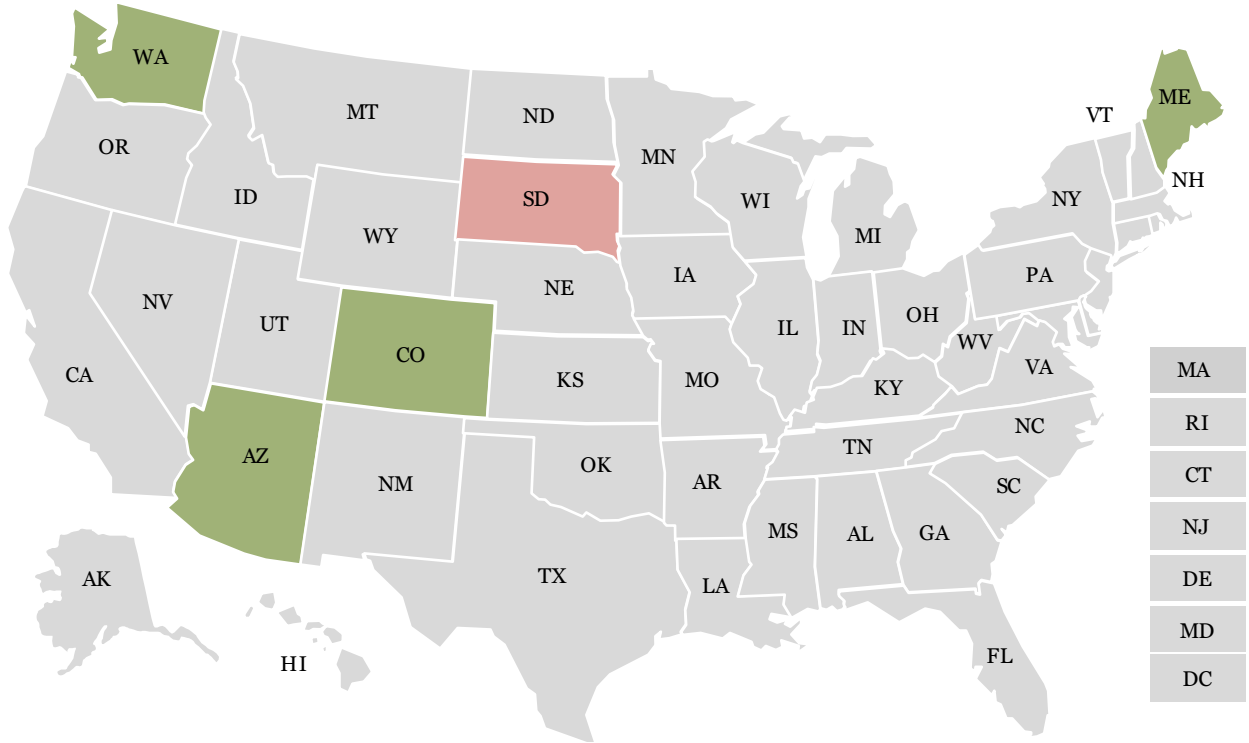


Source: Darren Samuelsohn, "Ballot Initiatives Could Tip the Balance in Swing States," Politico, August 13, 2016; Ballotpedia, 2016.

Three states voted to raise the minimum wage, one failed to lower it for young workers

Minimum wage ballot initiative results

■ Minimum wage increase passed ■ Minimum wage increase failed ■ Minimum wage decrease passed ■ Minimum wage decrease failed

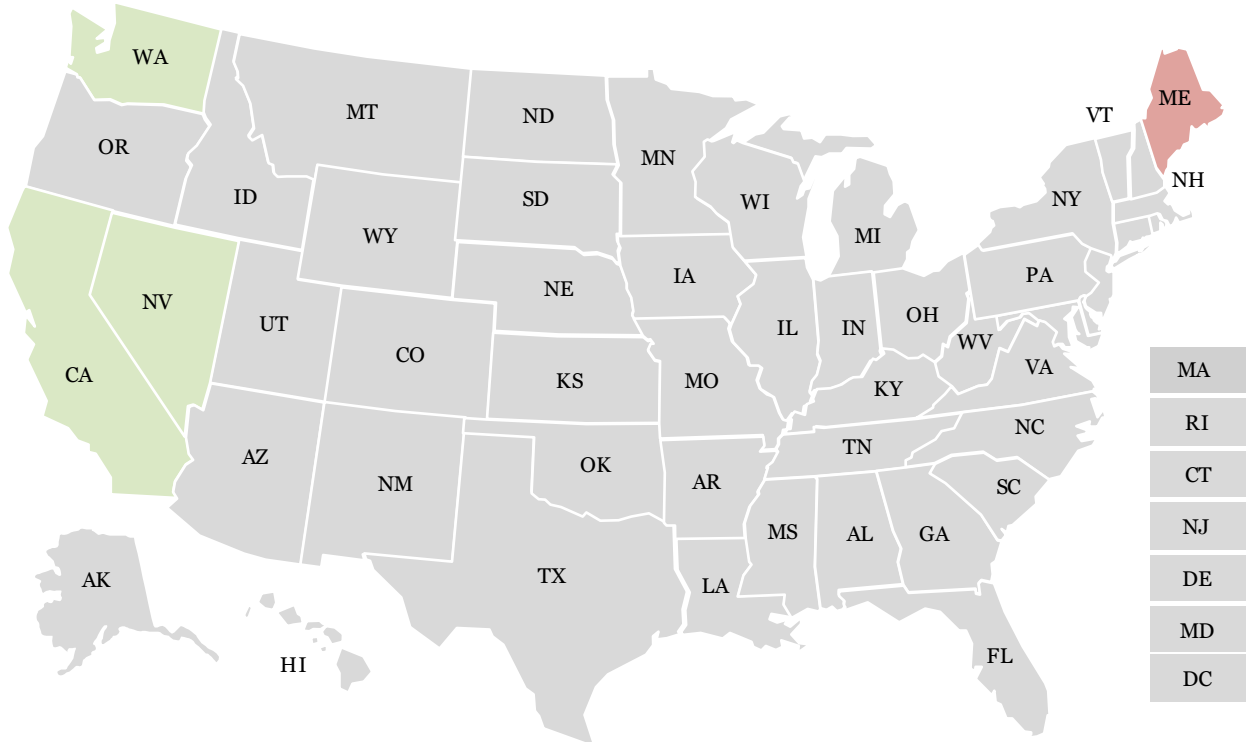


Source: Ballotpedia, 2016.

Gun control measures pass in three states

Gun control ballot initiative results

■ Gun control initiatives on passed ■ Gun control initiatives on failed ■ Not yet announced



Source: Darren Samuelsohn, "Ballot Initiatives Could Tip the Balance in Swing States," Politico, August 13, 2016; Ballotpedia, 2016.

Roadmap

2016 presidential race

- Electoral College votes
- Presidential popular vote
- 2016 Electoral College map

2016 Senate races

- 2016 Senate results map
- Composition of the 115th Senate map
- Control of the 114th vs. 115th Senate
- Senate seats gained and held
- Senate seats by margin of victory
- Senate race results vs. presidential election results
- Senate results vs. Senate race ratings
- Senate race dashboards

2016 House races

- 2016 House results map
- Control of the 114th vs. 115th House
- House seats gained and held
- House seats by margins of victory

2016 Governor races and state legislatures

- 2016 gubernatorial results map
- Map of state governors
- 2016 state legislature results map
- Control of state legislatures and governorships

House and Senate control

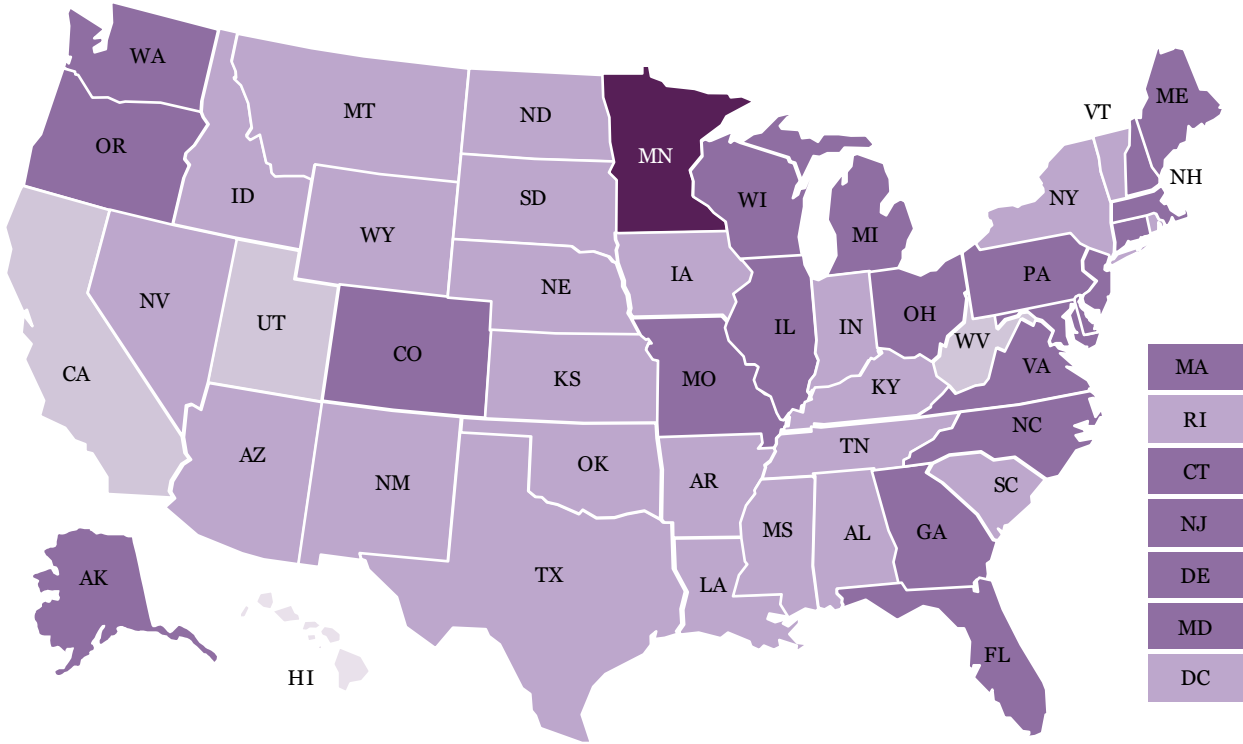
2016 state ballot initiatives

2016 voter turnout

Voter turnout at lowest rates since 2004

2016 voter turnout rate for general election by voting eligible population

Legend: <40% 40-50% 50-60% 60-70% 70%+



Source: National Journal research, 2016; United States Elections Project, 2016.