

# Election Results Viewing Guide

**November 8, 2016**

**Producer:** Owen Minott Jr.

**Edited by:** Alistair Taylor

**Director:** Afzal Bari

---

# Election night Q & A

## What is the best source for results?

# AP

- The Associated Press's team of over 5,000 people called 4,653 races in 2012 with 99.9% accuracy
- AP calls races through a mixture of exit poll numbers, votes as they are counted and demographic voting data
- A 'decision desk' in Washington has a final sign-off on all top-of-the ticket calls reported by on-the-ground staff in each state

Website: [APNews.com](http://APNews.com)

Twitter: @AssociatedPress

App: AP News App

*The first results will start to trickle in around 7pm, but it could be hours before any swing states are called*

## Why can networks call the results before all the votes are counted?









- **Exit Polls:** Only one company, Edison Research, interviews voters at polling places and reports data to The National Election Pool (ABC, CBS, CNN, Fox and NBC); networks do not report exit polls until the polls close
- **Projections:** Networks can sometimes call races based after only a small percent of votes are reported by looking at trends in key districts; a fraction votes can serve as a significant sample in many cases

### TV networks with exit polls






# What is Trump's best path to victory?

## 8 states Trump needs to win the Electoral vote

-  **Florida**
-  **New Hampshire**
-  **Nevada**
-  **North Carolina**
-  **Maine-2**
-  **Nebraska-2**
-  **Iowa**
-  **Ohio**

According to Charlie Cook, Trump's easiest path is to win these states...but he needs to win ALL of them

If Trump loses any of these states, he will have to make up the electoral votes in one of these three states

-  **Michigan**
-  **Minnesota**
-  **Pennsylvania**

Sources: Charlie Cook, "Cook's crystal ball: Clinton wins, Democrats to control Senate," November 7, 2016.

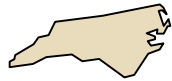
# What are the most important counties to watch?

## 8 key counties on election night



### Virginia: Loudoun County

- Polls close at 7pm
- 2012: Obama 51%-47%
- Well-educated, high income DC suburban area; a large lead here is a great sign for Clinton



### North Carolina: Watauga County

- Polls close at 7:30pm
- 2012: Romney 51%-49%
- Watauga has gone for the state victor in the past 3 elections



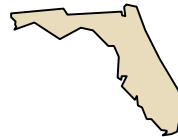
### Ohio: Montgomery County

- Polls close at 7:30pm
- 2012: Obama 51%-48%
- Cincinnati suburb has reflected the statewide margin in the last two elections
- Clinton also needs a huge lead and high turnout in Cuyahoga



### Florida: Hillsborough County

- Polls close at 8pm
- 2012: Obama 50%-49%
- Has gone for the statewide winner in every presidential election since 1960



### Florida: Miami-Dade County

- 2012: Obama 62%-38%
- Clinton also has to win big here and in **Palm Beach**; a huge lead for Clinton in Miami could point to Latinos turning out for her in decisive numbers



### New Hampshire: Hillsborough County

- Polls close at 8pm
- 2012: Obama 52%-46%
- New Hampshire's most populous county; Trump needs a big win here to win the state (has the same name as Florida's swing county)



### Pennsylvania: Bucks County

- Polls close at 8pm
- 2012: Obama 52%-47%
- White women in this Philadelphia suburb could win the state for Clinton; to flip PA, Trump will likely need this county



### Nevada: Clark County

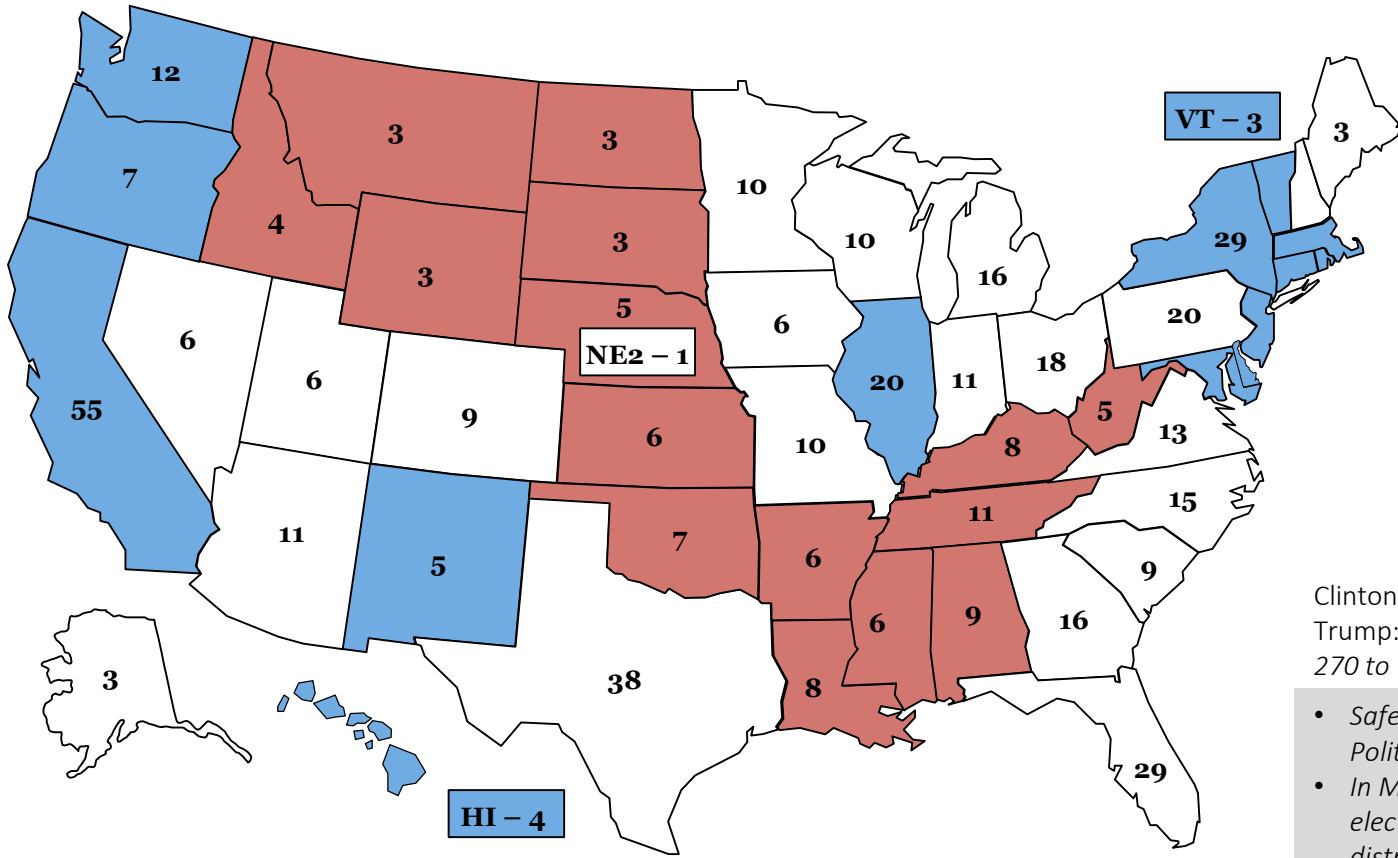
- Polls close at 10pm
- 2012: Obama 57%-42%
- A massive lead for Clinton here is the best sign she will win the state, and that perhaps Latino turnout is exceeding expectations
- **Washoe** County, home to Reno, has gone to the statewide winner in every election since 2000

# Who do you think will win each state?

## Fill out your own electoral map

Number of electoral votes for each state; 'safe' states already filled in

■ Hillary Clinton ■ Donald Trump ■ Gary Johnson ■ Evan McMullin



|         |
|---------|
| ME2 - 1 |
| NH - 4  |
| MA - 10 |
| RI - 4  |
| CT - 7  |
| NJ - 14 |
| DE - 3  |
| MD - 10 |
| DC - 3  |

### Totals

Clinton:  
Trump:  
270 to win

- Safe states based on Cook Political Report ratings
- In Maine and Nebraska, where electoral votes are split by district, only swing districts are noted

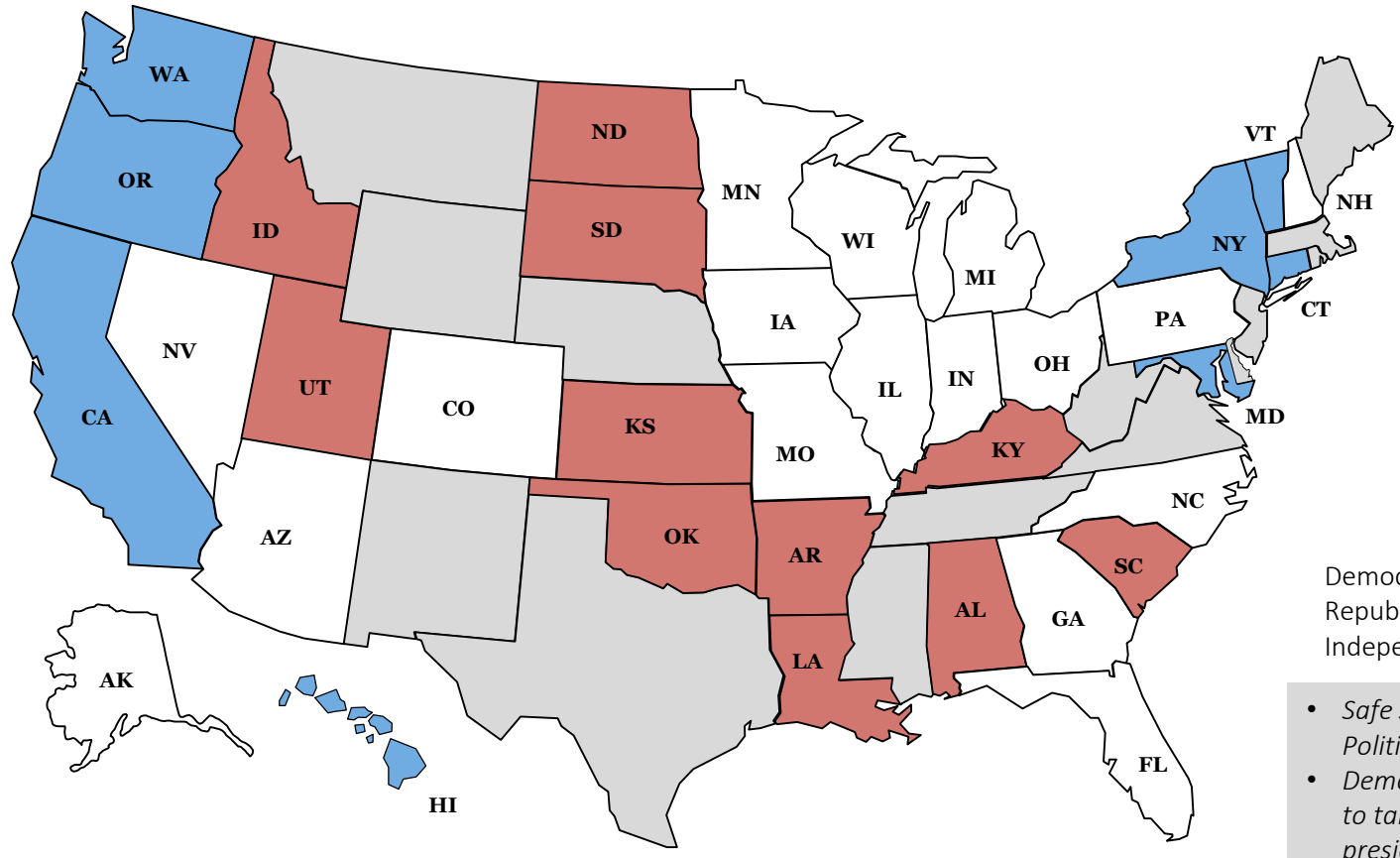
Source: National Journal research.

# Who do you think will win the Senate?

## Fill out your own Senate map

'Safe' states already filled in

Democrat Republican Independent No race



### Totals

Democrats: 45 → \_\_\_\_\_  
 Republicans: 2 → \_\_\_\_\_  
 Independents: 53 → \_\_\_\_\_

- Safe states based on Cook Political Report ratings
- Democrats need to gain 4 seats to take control if they win the presidency and 5 if they lose

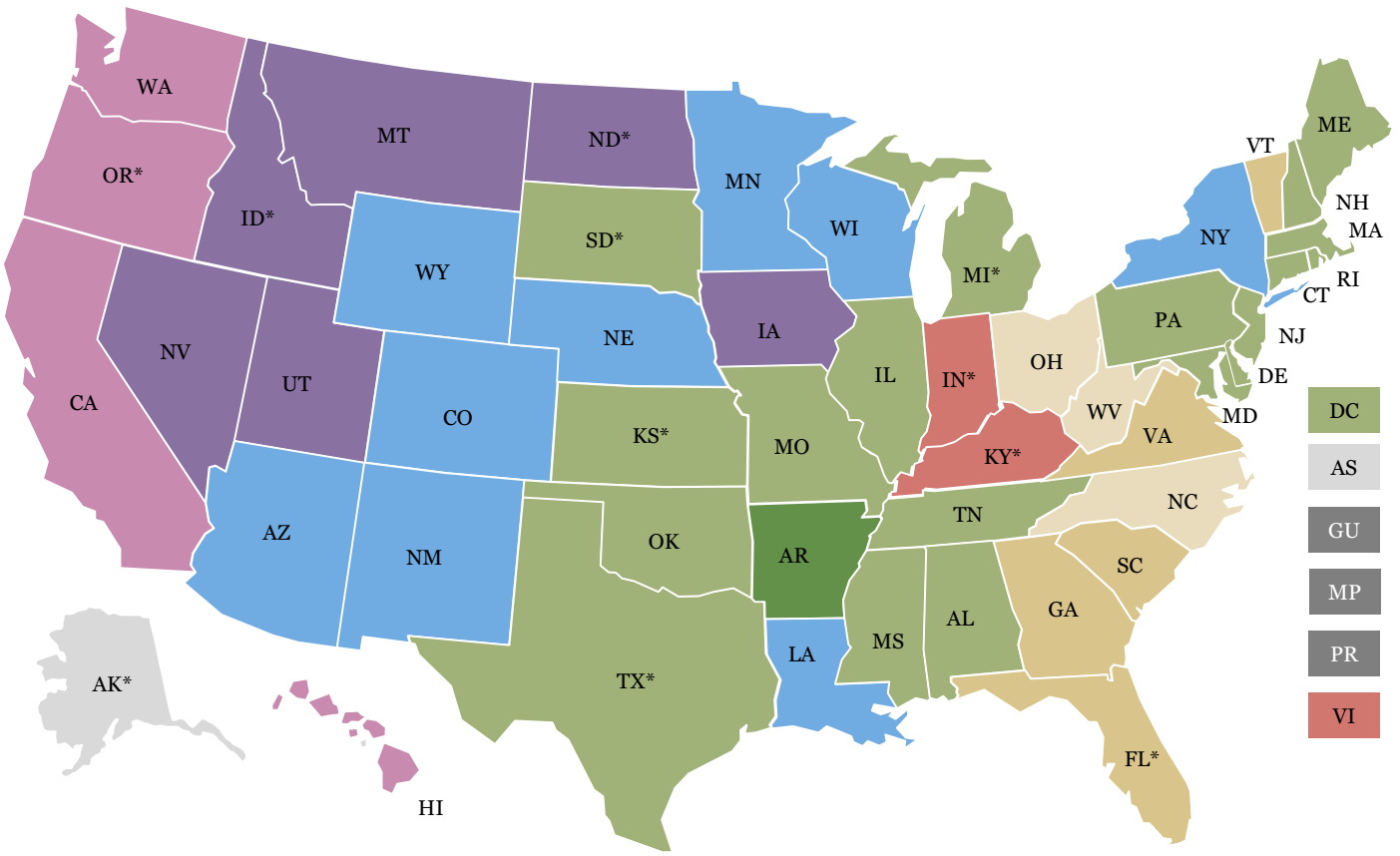
Source: National Journal research.

# More than half of states close polls before 8pm EST

## Election poll closing times

All times are Eastern Standard Time

Before 6pm 6pm 7pm 7:30pm 8pm 8:30pm 9pm 10pm 11pm After 11pm



\*Many states straddle two time zones and close their polls asynchronously, meaning polls in the lagging time zone close one hour later. These states are colored to represent the time at which the majority of polls close in the state

Source: The Green Papers, "2016 poll closing times for statewide offices and congress general election chronologically," 2016.





# In 2012, first key swing states were called around 10pm

## Timeline of election results called by AP (1/2)

| Time (EST)     | Called for Obama               | Called for Romney              |
|----------------|--------------------------------|--------------------------------|
| 7:05 PM        | Vermont                        | Kentucky                       |
| 7:30 PM        |                                | West Virginia                  |
| 7:55-7:56 PM   |                                | South Carolina, Indiana        |
| 8:01 PM        | IL, CT, ME, DC, DE, RI, MD, MA | Oklahoma                       |
| 8:21 PM        |                                | Tennessee                      |
| 8:28 PM        |                                | Georgia                        |
| 8:46 PM        |                                | Alabama                        |
| 9:02-9:06 PM   | New York                       | NE, WY, KS, LA, SD, TX, ND, MI |
| 9:10-9:13 PM   | New Jersey                     | Arkansas, Mississippi          |
| 9:48 PM        | <b>Pennsylvania</b>            |                                |
| 10:00-10:04 PM | <b>New Hampshire</b>           | Utah                           |
| 10:28 PM       | Maine-2                        |                                |
| 10:36 PM       |                                | Arizona                        |
| 10:44 PM       |                                | Nebraska-2                     |

*Key swing states bolded*

Source: AP calls the presidential race – state by state,” Associated Press, November 7, 2012.

# Obama won just before midnight on election night in 2012

## Timeline of election results called by AP (2/2)

| Time (EST)      | Called for Obama           | Called for Romney     |                                               |
|-----------------|----------------------------|-----------------------|-----------------------------------------------|
| 10:53 PM        |                            | <b>North Carolina</b> | <b>11:43</b> – Democrats retain the Senate    |
| 10:57-11:00 PM  | MN, CA, WA, HI             | Idaho                 | <b>12:49</b> – Romney calls Obama to concede  |
| 11:09 PM        | New Mexico                 | Missouri              | <b>12:58</b> – Romney makes concession speech |
| 11:17-11:19 PM  | <b>Ohio, Iowa</b>          |                       | <b>1:30</b> – GOP retains the House           |
| 11:29 PM        | Oregon                     |                       | <b>1:43</b> – Obama makes victory speech      |
| <b>11:38 PM</b> | <b>PRESIDENCY</b>          |                       |                                               |
| 11:46-11:47 PM  | <b>Colorado, Wisconsin</b> |                       |                                               |
| 11:54 PM        | <b>Nevada</b>              |                       |                                               |
| 12:37 AM        | <b>Virginia</b>            |                       |                                               |
| 12:42 AM        | Montana                    |                       |                                               |
| 1:57 AM         | Alaska                     |                       |                                               |
| 4 days later    | <b>Florida</b>             |                       |                                               |

Key swing states bolded

Source: AP calls the presidential race – state by state, Associated Press, November 7, 2012.

# Swing states results came out over an hour after polls closed in 2012

## Poll closing times and timeline of election results called by AP

| Time polls close (EST) | States—time called in 2012 (EST) |                 |          |           |                 |                 |         |  |  |
|------------------------|----------------------------------|-----------------|----------|-----------|-----------------|-----------------|---------|--|--|
| 6:00 PM                | IN—7:56                          | KY—7:05         |          |           |                 |                 |         |  |  |
| 7:00 PM                | <b>FL—4 days later</b>           | GA—10:28        | SC—7:55  |           |                 |                 |         |  |  |
| 7:30 PM                | <b>NC—10:53</b>                  | <b>OH—11:17</b> | WV—7:30  |           |                 |                 |         |  |  |
| 8:00 PM                | AL—8:46                          | CT—8:01         | DC—8:01  | DE—8:01   | IL—8:01         | KS—9:02         | MA—8:01 |  |  |
|                        | MD—8:01                          | ME—8:01, 10:28* | MI—9:02  | MO—11:09  | MS—9:13         | <b>NH—10:04</b> | NJ—9:10 |  |  |
|                        | OK—8:01                          | <b>PA—9:48</b>  | RI—8:01  | SD—9:02   | TN—8:21         | TX—9:02         |         |  |  |
| 8:30 PM                | AR—9:10                          |                 |          |           |                 |                 |         |  |  |
| 9:00 PM                | AZ—10:36                         | <b>CO—11:46</b> | LA—9:02  | MN—10:57  | NE—8:02, 10:44* | NM—11:09        |         |  |  |
|                        | NY—9:02                          | <b>WI—11:47</b> | WY—9:02  |           |                 |                 |         |  |  |
| 10:00 PM               | <b>IA—11:19</b>                  | ID—11:00        | MT—12:42 | ND—9:02** | <b>NV—11:54</b> | UT—10:00        |         |  |  |
| 11:00 PM               | CA—11:00                         | HI—11:00        | OR—11:29 | WA—11:00  |                 |                 |         |  |  |
| After 11: PM           | AK—1:57 AM                       |                 |          |           |                 |                 |         |  |  |

\*Maine and Nebraska award electoral votes by district and AP called results for the districts at different times

\*\*Some polls close earlier in North Dakota, so AP was able to call the results before voting had closed

Key swing states bolded

Source: AP calls the presidential race – state by state,” Associated Press, November 7, 2012.

# Where to watch the results in DC

## Election night watch-parties in Washington, DC

### Adams Morgan

#### Bar Illegal

- Illegal Mezcal's week-long pop-up bar at the former Libertine will host a party openly opposing Trump, with Mexican food and drinks
- 6 p.m., 2435 18th St.

### Capitol Hill

#### Capitol Lounge

- A party with Donald and Hillary impersonators and a raucous, highly partisan crowd
- 8 p.m., 229 Pennsylvania Ave. SE

### Columbia Heights

#### Kangaroo Boxing Club

- Two tacos for \$6, fifty-cent wings, \$3 PBR; Trump piñata
- 5 p.m., 3410 11th St. NW

### Chinatown

#### Penn Social

- 22-foot high-definition screen; happy hour until 7pm
- 4 p.m., 801 E St. NW

#### Sixth & I Historic Synagogue

- Bipartisan event with TVs showing multiple networks
- 7:30 p.m. to midnight., 600 I St. NW

### Dupont

#### Teddy and the Bully Bar

- 2 options: \$6 snacks and \$11 election-inspired cocktails from the bar, or pay \$50 for all-you-can-eat bar bites and prosecco from 8-10pm in the Elkhorn room
- 1200 19th St. NW

### Shaw

#### Town Danceboutique

- LGBT groups the Human Rights Campaign and the Victory Fund host a viewing party with drinks, food, dancing and speakers
- 6 p.m., 2009 Eighth St. NW.

#### Shaw's Tavern

- Will display results with sound; specials include half-price burgers and pizza, and discounted drinks
- 5 p.m. 520 Florida Ave. NW

### 14<sup>th</sup> St

#### Mulebone

- TVone's Roland Martin host a watch party, filmed live
- 7 p.m., 2121 14th St. NW

#### Red Derby

- Results will play on big-screen TVs in the bar and on the rooftop deck; will provide blank electoral maps to be colored in and host "election minigames"
- 5 p.m., 3718 14th St. NW

Sources: Fritz Hahn, "Where to find election-night watch parties in Washington," *The Washington Post*, November 2, 2016; National Journal research.