

# Cook's look ahead: 2016 Senate races and beyond

Contributors:

Charlie Cook

Editor and Publisher, *The Cook Political Report*

Jennifer Duffy

Senior Editor, *The Cook Political Report*

**November 4, 2016**

**Producer:** Katharine Conlon, Christine  
Yan and Libbie Wilcox

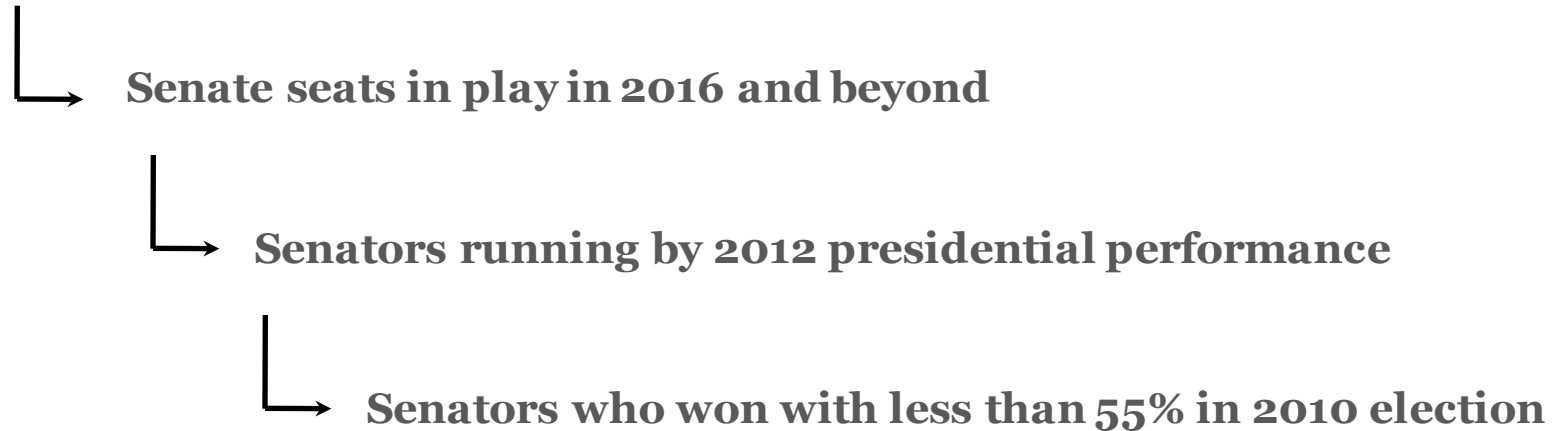
**Editor:** Alistair Taylor

**Director:** Afzal Bari

---

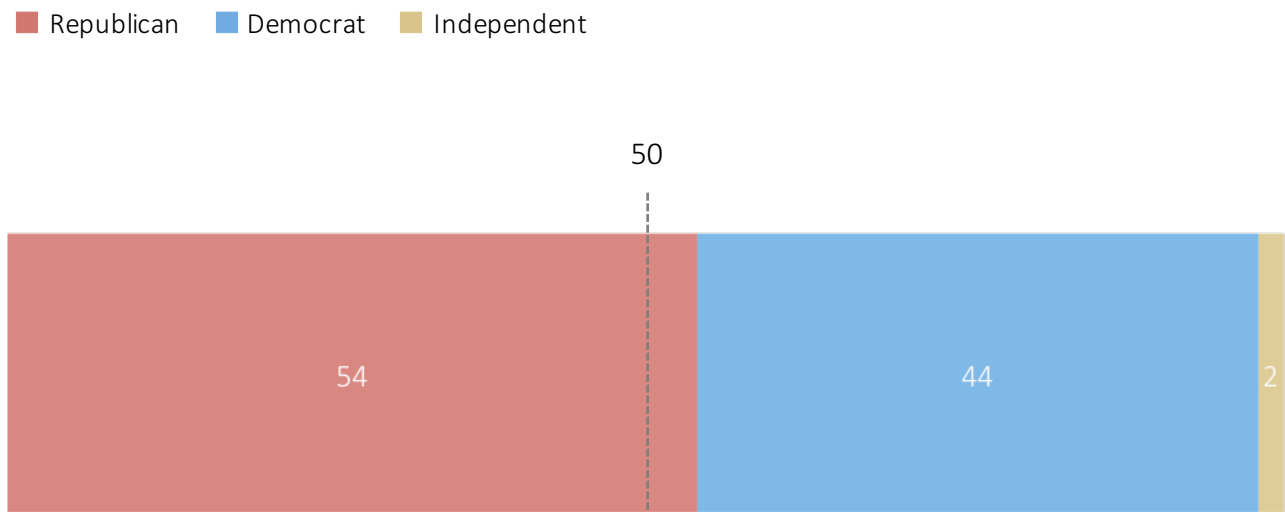
# Roadmap for the Presentation

## Breakdown of the Senate



# Breakdown of current Senators

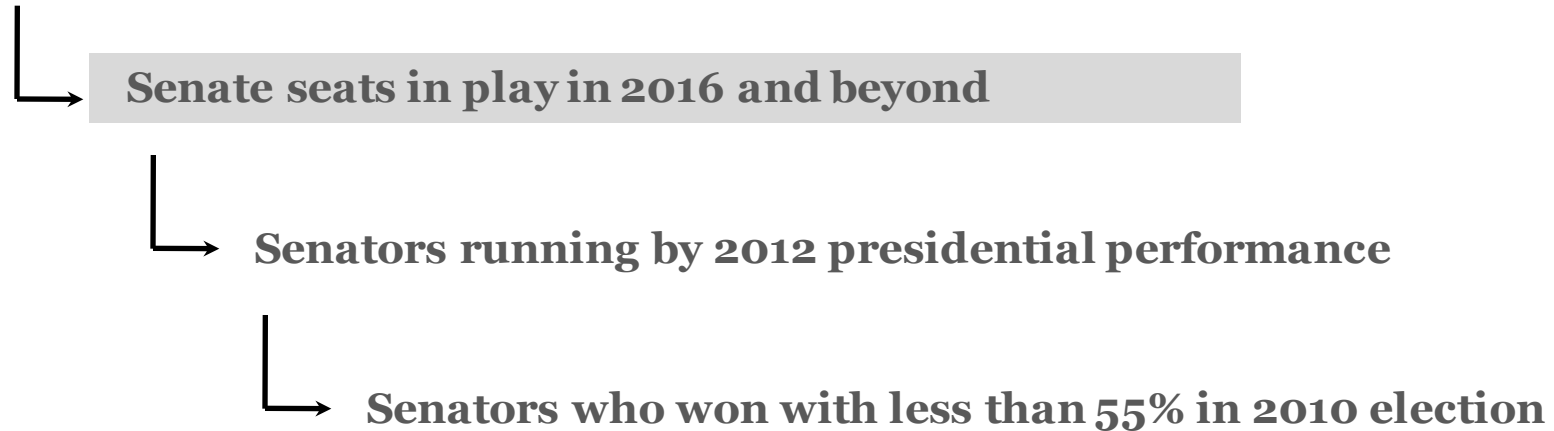
Number of Senate seats in the 114<sup>th</sup> Congress, by party



Source: The Cook Political Report

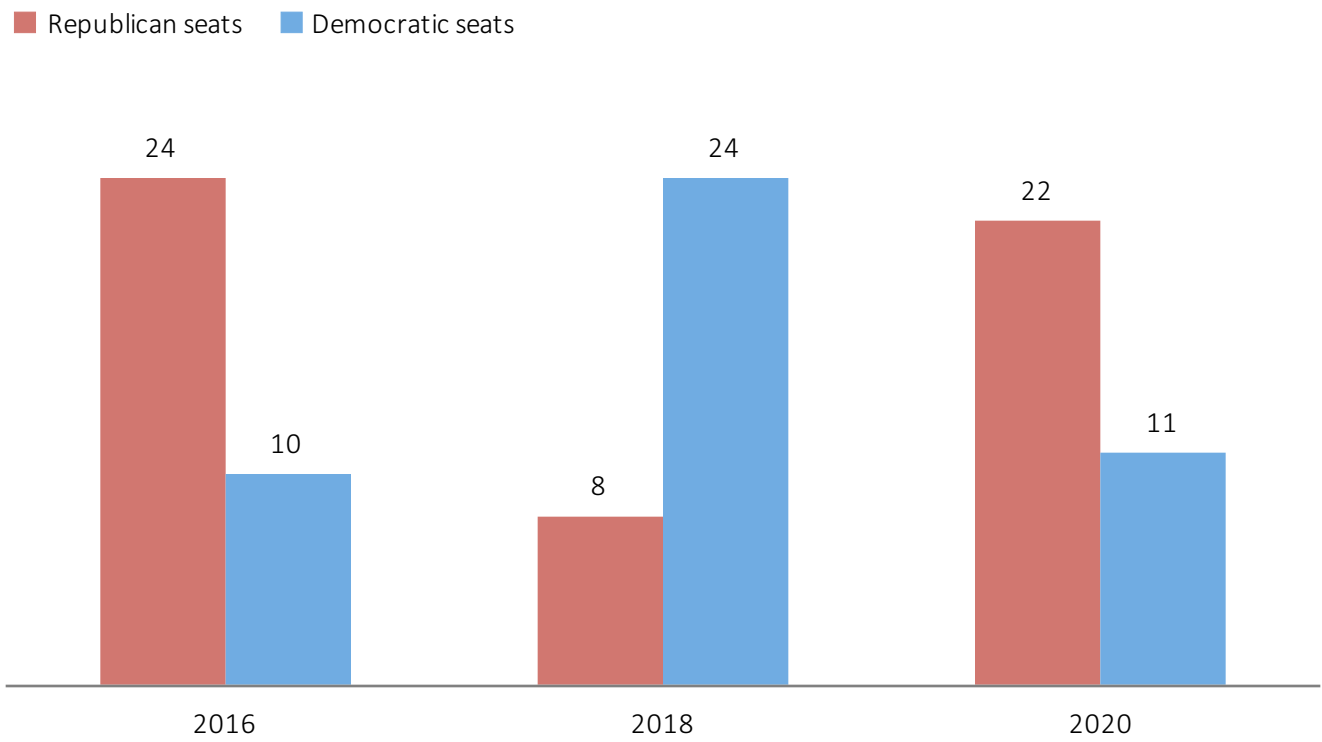
# Roadmap for the presentation

## Breakdown of the Senate



# Democrats, Republicans will take turns playing defense in upcoming elections

Senate seats in play, by election year

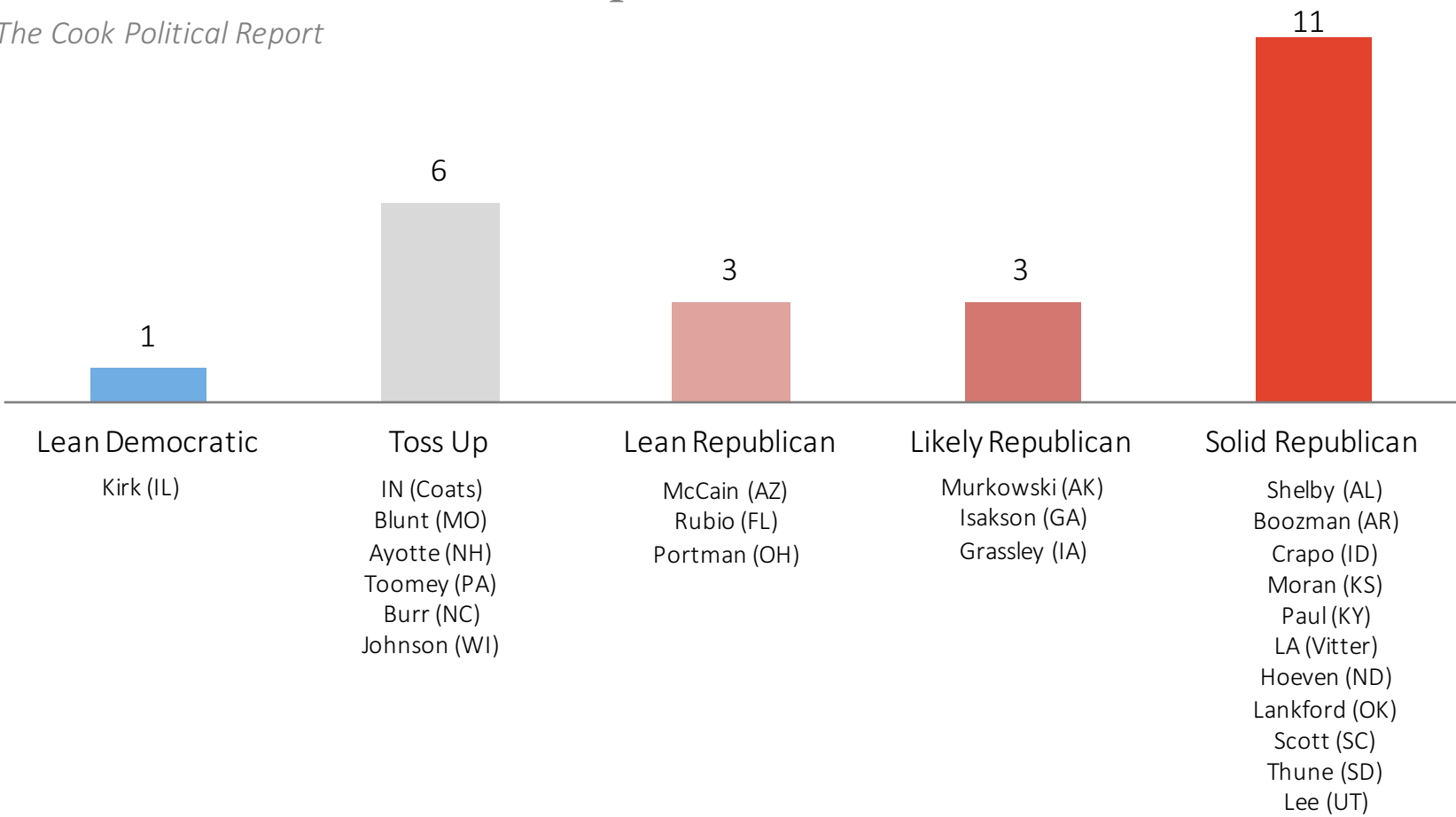


Source: The Cook Political Report

# 8 of 24 Republican-held Senate seats considered toss ups this cycle

## Breakdown of 2016 races for Republican-held Senate seats

The Cook Political Report

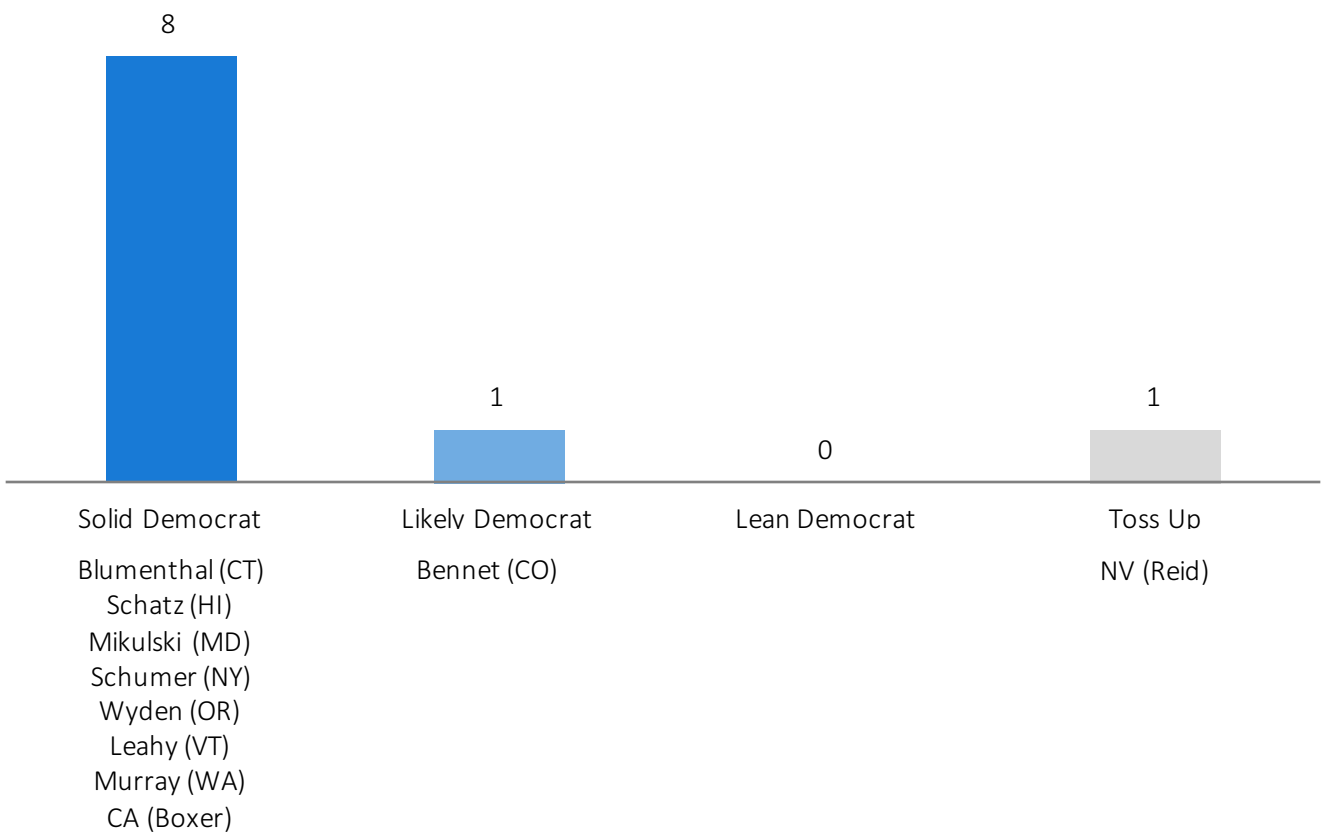


Source: The Cook Political Report

# 1 of 10 Democratic-held Senate seats considered a toss up this cycle

## Breakdown of 2016 races for Democratic-held Senate seats

The Cook Political Report

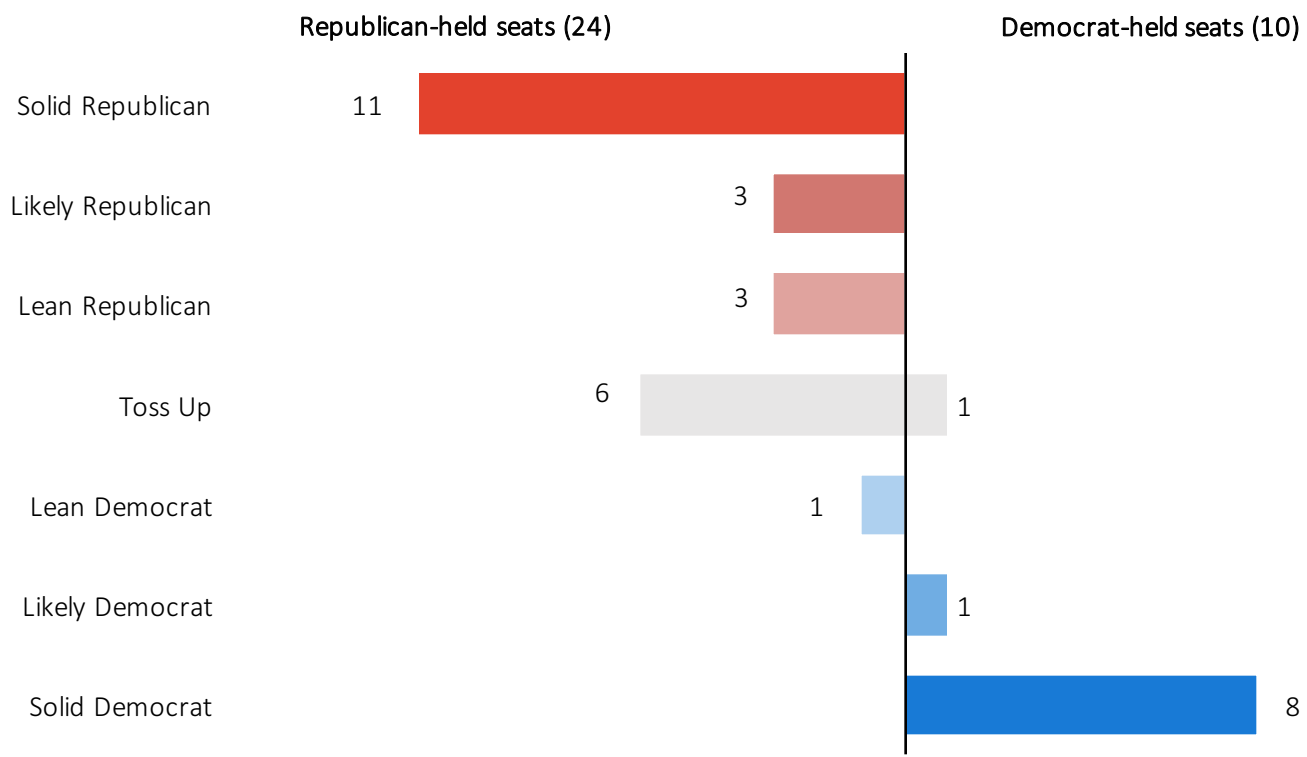


Source: The Cook Political Report

# 7 of 34 Senate seats fall in the toss up category this election

## Breakdown of 2016 Senate races

The Cook Political Report

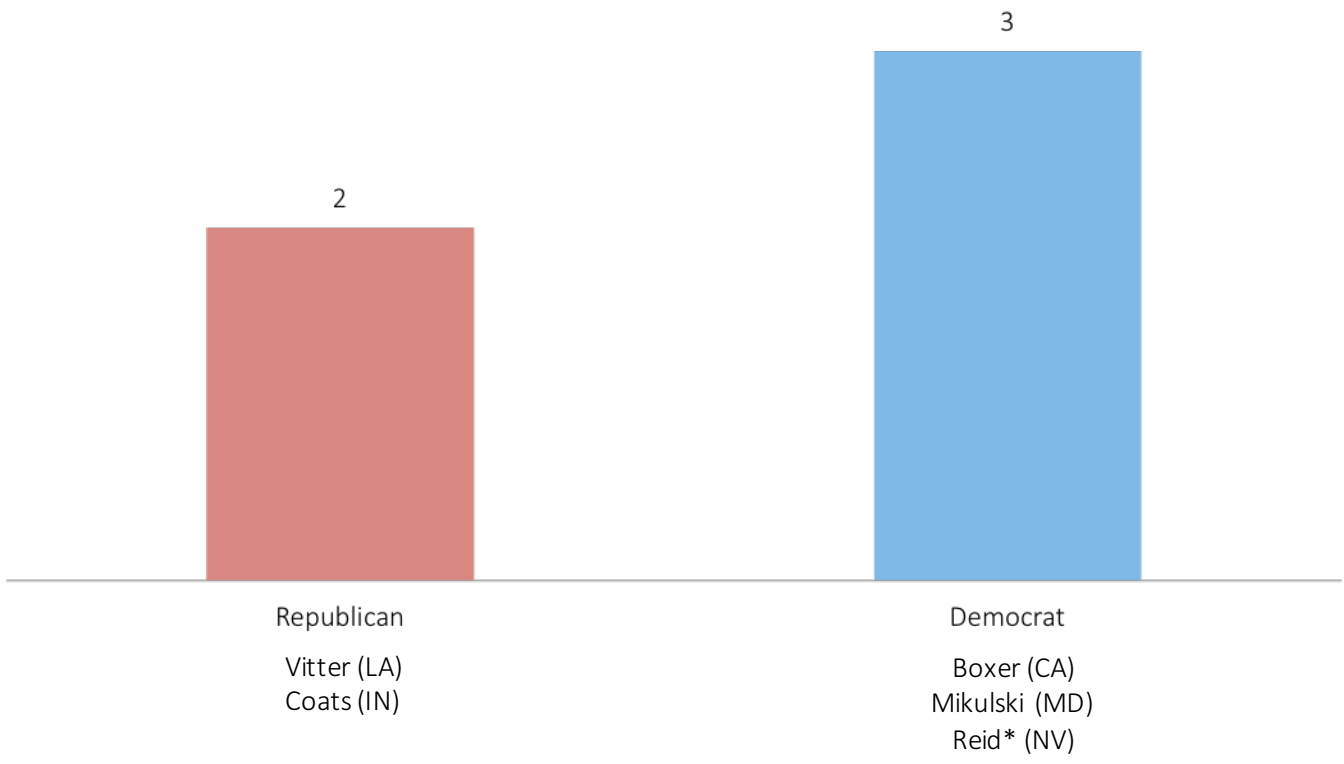


Source: The Cook Political Report



# Democrats have one open seat at risk in 2016

Open Senate seats by party

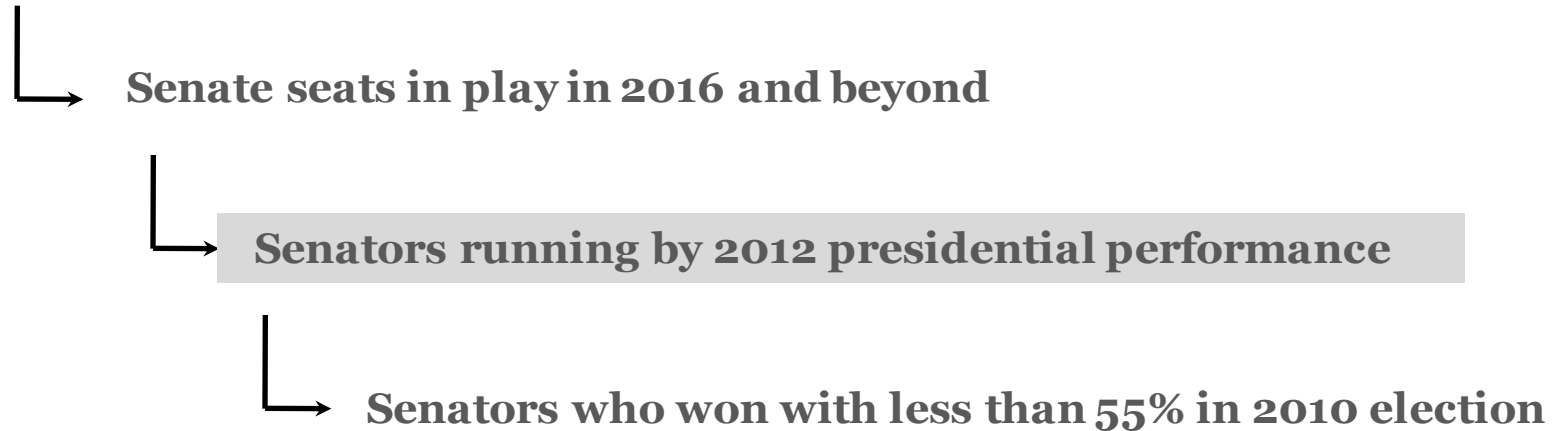


Source: The Cook Political Report

\* At risk Senate Seats

# Roadmap for the Presentation

## Breakdown of the Senate



# 2016 Senate races by 2012 presidential performance

## Senators running in 2016 by 2012 presidential performance (Obama vs. Romney)

Obama + 15 or greater	Obama +5 to +14.9	Obama +4.9 to Romney +4.9	Romney +5 to +14.9	Romney +15 or greater
DEMOCRATS (10)				
Boxer (CA) +23 Blumenthal (CT) +17 Schatz (HI) +43 Mikulski (MD) +26 Schumer (NY) +28 Leahy (VT) +36 Murray (WA) +15	Wyden (OR) +5 Bennet (CO) +5 Reid (NV) +7			
REPUBLICANS (24)				
Kirk (IL) +17	Grassley (IA) +6 Ayotte (NH) +6 Toomey (PA) +5 Johnson (WI) +7	Rubio (FL) D+1 Burr (NC) R+2 Portman (OH) D+3	Murkowski (AK) +9 McCain (AZ) +9 Isakson (GA) +8 Coats (IN) +10 Blunt (MO) +10 Scott (SC) +10	Shelby (AL) +22 Boozman (AR) +24 Crapo (ID) +32 Moran (KS) +22 Paul (KY) +23 Vitter (LA) +17 Hoeven (ND) +20 Lankford (OK) +34 Thune (SD) +18 Lee (UT) +48

Source: The Cook Political Report

# 2018 Senate races by 2012 presidential performance

## Senators Running in 2018 by 2012 presidential performance (Obama vs. Romney)

Obama + 15 or greater	Obama +5 to +14.9	Obama +4.9 to Romney +4.9	Romney +5 to +14.9	Romney +15 or greater
DEMOCRATS (25)				
Feinstein (CA) +23 Murphy (CT) +17 Carper (DE) +19 Hirono (HI) +43 King (ME)(I) +15 Cardin (MD) +26 Warren (MA) +23 Menendez (NJ) +18 Gillibrand (NY) +28 Whitehouse (RI) +27 Sanders (VT)(I) +36 Cantwell (WA) +15	Stabenow (MI) +10 Klobuchar (MN) +8 Heinrich (NM) +10 Casey (PA) +5 Baldwin (WI) +7	Nelson (FL) D+1 Brown (OH) D+3 Kaine (VA) D+4	Donnelly (IN) +10 McCaskill (MO) +9 Tester (MT) +14	Heitkamp (ND) +20 Manchin (WV) +27
REPUBLICANS (8)				
	Heller (NV) +7		Flake (AZ) +9 Wicker (MS) +12	Fischer (NE) +22 Corker (TN) +20 Cruz (TX) +16 Hatch (UT) +48 Barrasso (WY) +41

Source: The Cook Political Report

# 2020 Senate Races by 2012 presidential performance

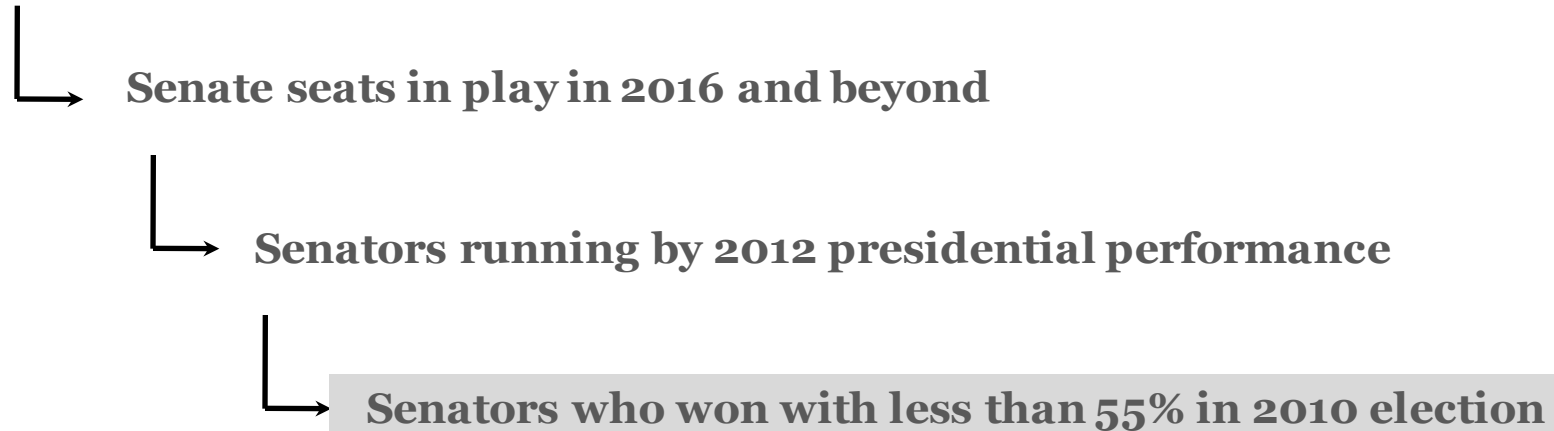
## Senators Running in 2020 by 2012 presidential performance (Obama vs. Romney)

Obama + 15 or greater	Obama +5 to +14.9	Obama +4.9 to Romney +4.9	Romney +5 to +14.9	Romney +15 or greater
DEMOCRATS (11)				
Coons (DE) +19 Durbin (IL) +17 Markey (MA) +23 Booker (NJ) +19 Reed (RI) +27	Peters (MI) +10 Franken (MN) +8 Shaheen (NH) +6 T. Udall (NM) +10 Merkley (OR) +12	Warner (VA) D+4		
REPUBLICANS (22)				
Collins (ME) +15	Gardner (CO) +5 Ernst (IA) +6	Tillis (NC) R+2	Sullivan (AK) +14 Perdue (GA) +8 Cochran (MS) +12 Daines (MT) +14 Graham (SC) +10	Sessions (AL) +22 Cotton (AR) +24 Risch (ID) +32 Roberts (KS) +22 McConnell (KY) +23 Cassidy (LA) +17 Sasse (NE) +22 Inhofe (OK) +34 Rounds (SD) +18 Alexander (TN) +20 Cornyn (TX) +16 Capito (WV) +27 Enzi (WY) +41

Source: The Cook Political Report

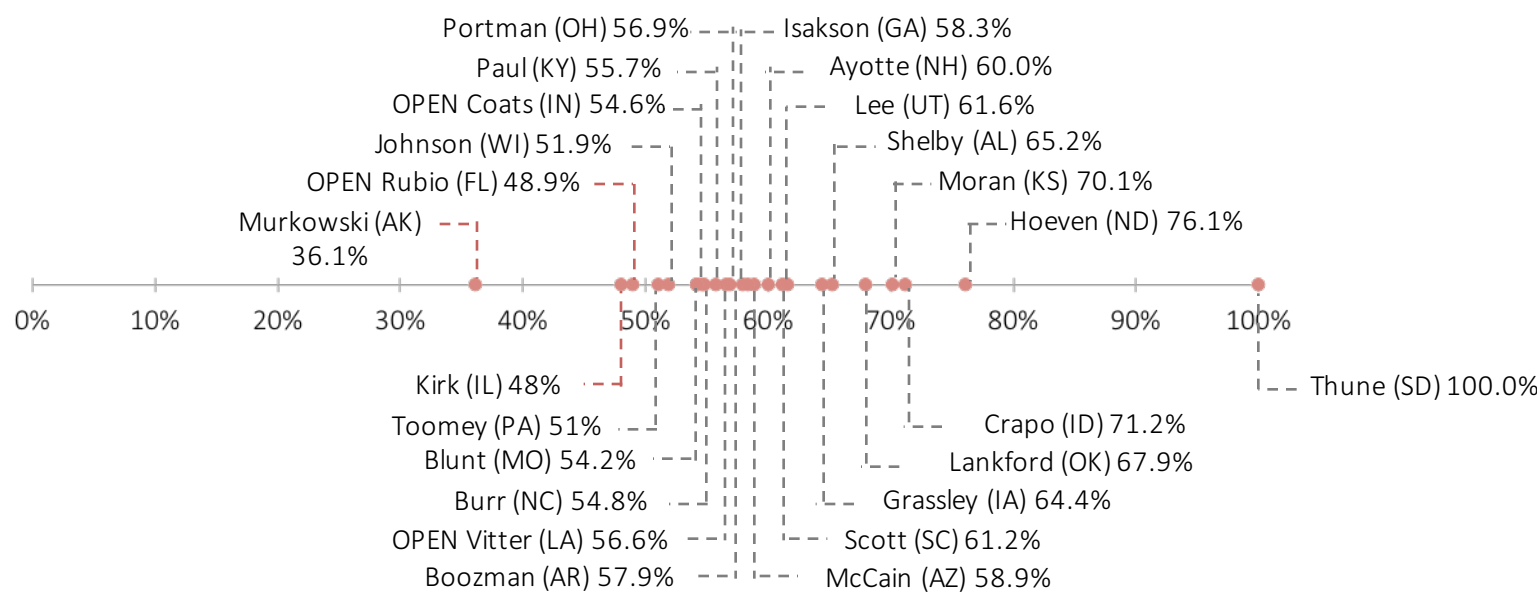
# Roadmap for the Presentation

## Breakdown of the Senate



# 3 GOP Senators won with less than 50% of the vote in 2010

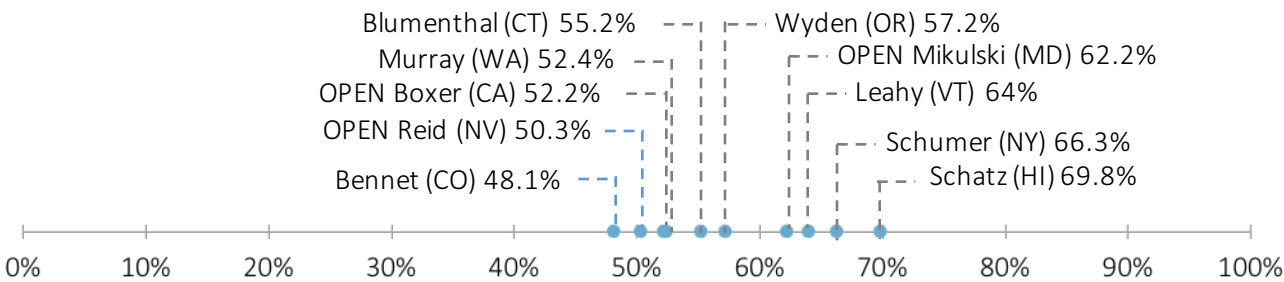
Republican senators who won with less than 55% of the vote in the 2010 election



Source: The Cook Political Report

# Only 1 Democrat senator won with less than 50% of the vote in 2010

Percentage by which Democratic senators won in the 2010 election



Source: The Cook Political Report



---

# **NationalJournal** LEADERSHIP COUNCIL

Visit the [Presentation Center](#) for  
additional slides and presentations

Visit [Axis](#) for  
data and charts

---