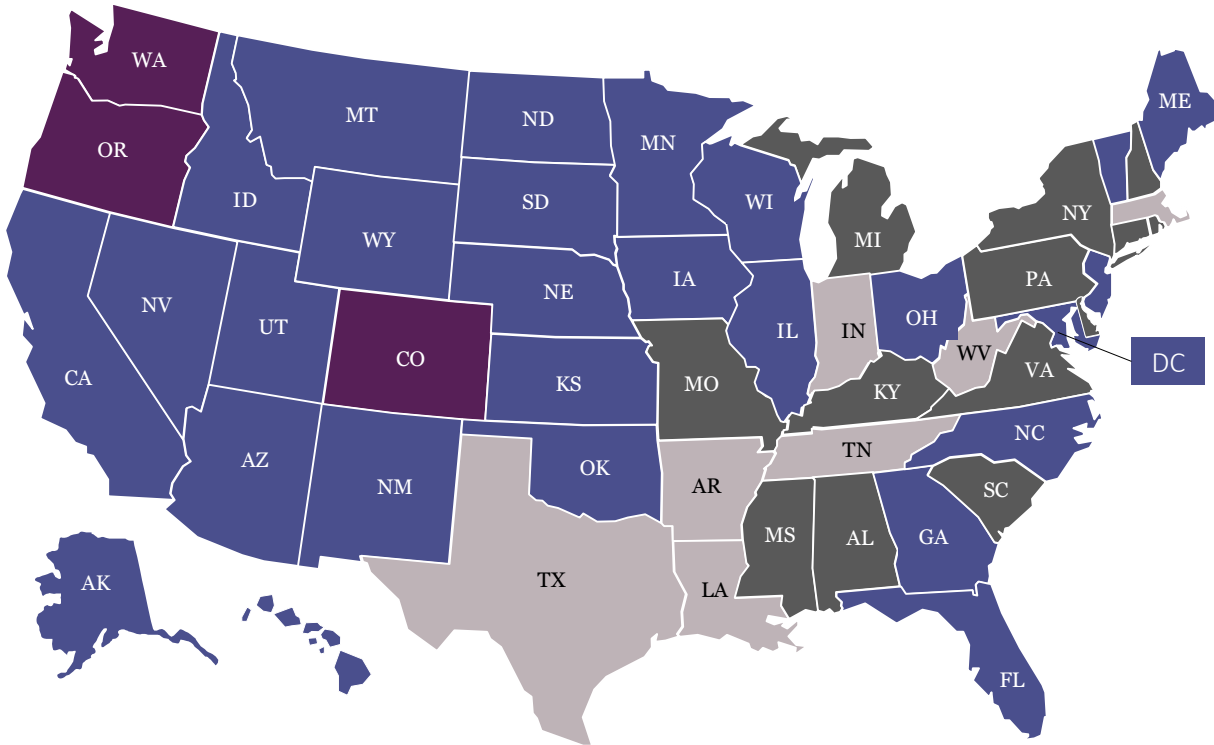


# 37 states and the District of Columbia allow voters to cast a ballot before election day

## Early voting map

Figures via the National Conference of State Legislatures

- Early voting and no-excuse absentee voting
- Early voting
- No early voting; excuse required for absentee
- Ballots mailed to all eligible voters



**Details**

- Early voting allows voters to visit an election official’s office or a satellite voting location to cast a ballot before election day
- In Colorado, Washington and Oregon states send mail-in ballots to every eligible voter before the election so they do not have to set aside time on election day

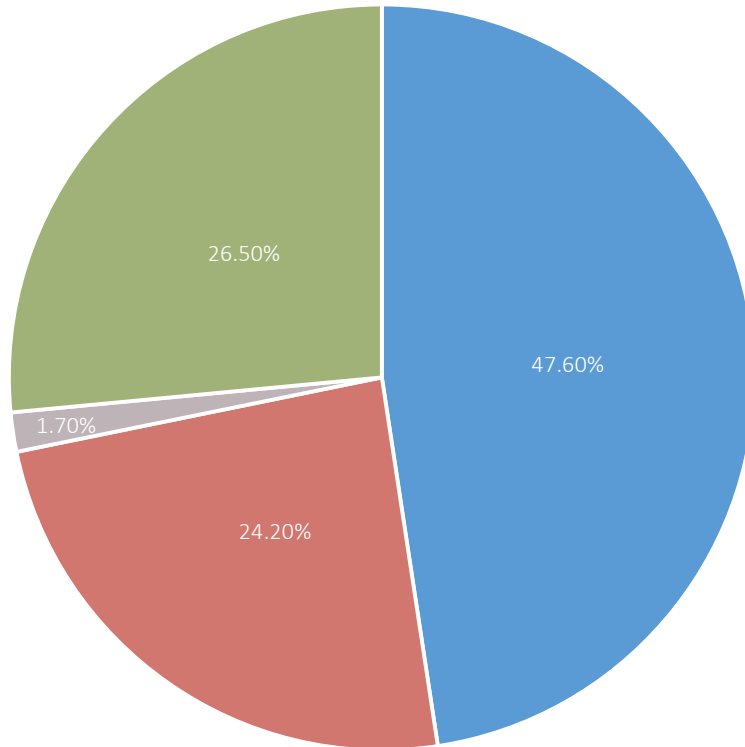
Sources: Rock the Vote; September 27, 2016.

# So far most of the early or absentee ballots returned in Colorado have been from Democrats

## Early voting numbers so far in Colorado

Figures via the National Conference of State Legislatures

Democrat Republican Other Independent



\*These numbers only show whether or not a ballot has been submitted to the election office, they **do not show actual votes.**

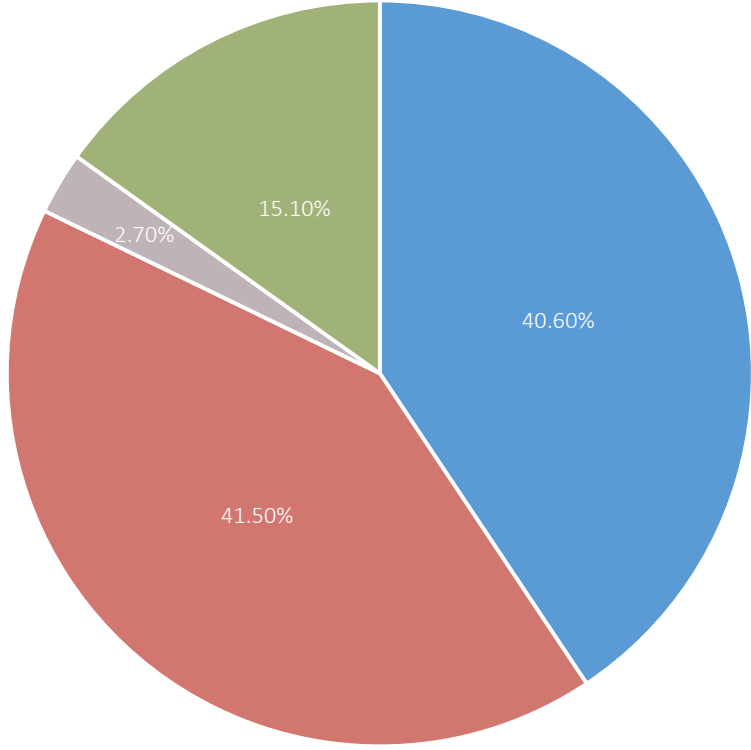
Sources: Rock the Vote; September 27, 2016.

# Republicans and Democrats have returned an almost equal number of early or absentee ballots in Florida

## Early voting numbers so far in Florida

Figures via the National Conference of State Legislatures

Democrat Republican Other Independent



\*These numbers only show whether or not a ballot has been submitted to the election office, they **do not show actual votes.**

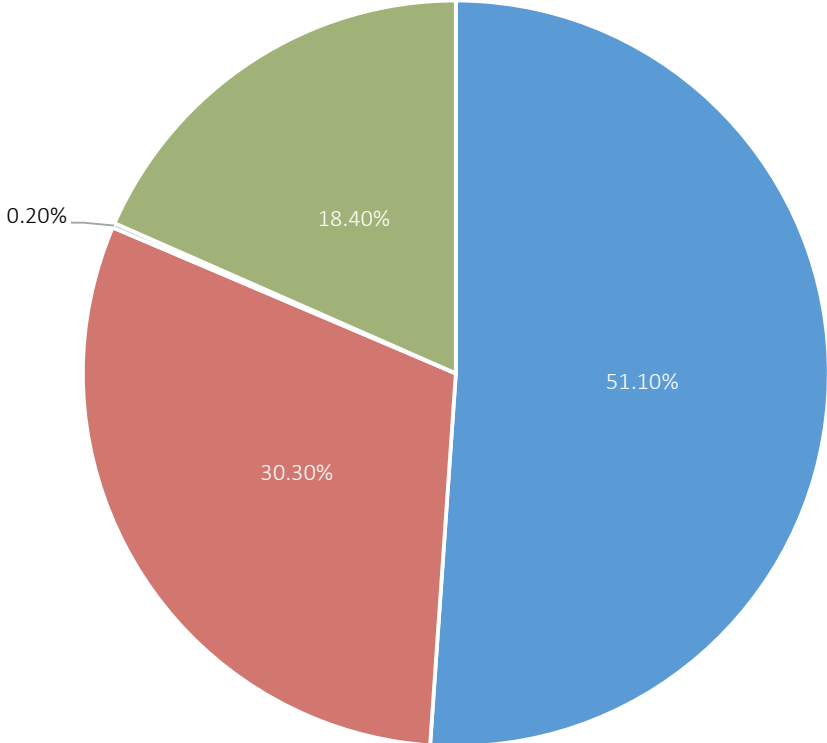
Sources: Rock the Vote; September 27, 2016.

# Democrats make up the majority of returned early or absentee ballots in Iowa

## Early voting numbers so far in Iowa

Figures via the National Conference of State Legislatures

Democrat Republican Other Independent



\*These numbers only show whether or not a ballot has been submitted to the election office, they **do not show actual votes.**

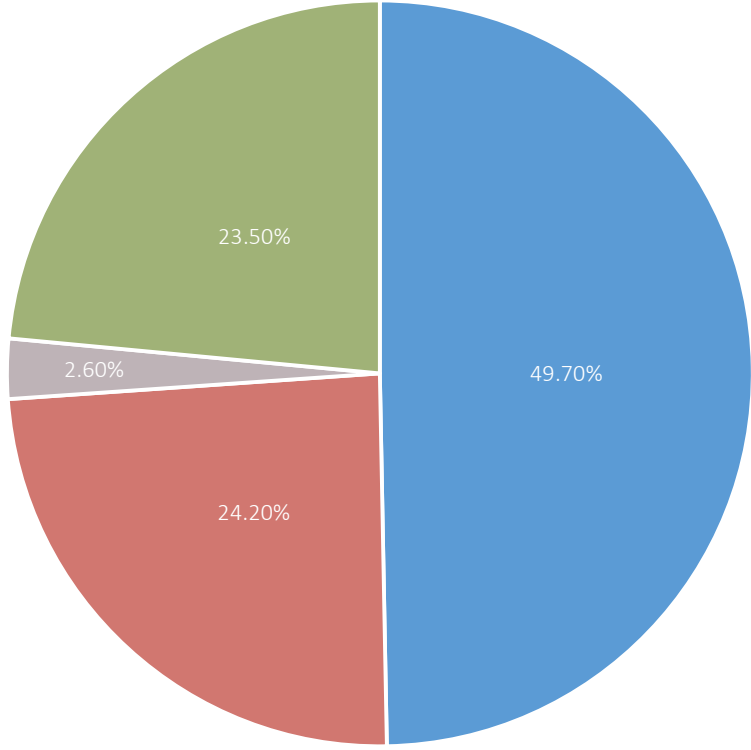
Sources: Rock the Vote; September 27, 2016.

# Democrats in Maine have returned twice as many early ballots than Republicans and Independents combined

## Early voting numbers so far in Maine

Figures via the National Conference of State Legislatures

■ Democrat ■ Republican ■ Other ■ Independent



\*These numbers only show whether or not a ballot has been submitted to the election office, they **do not show actual votes.**

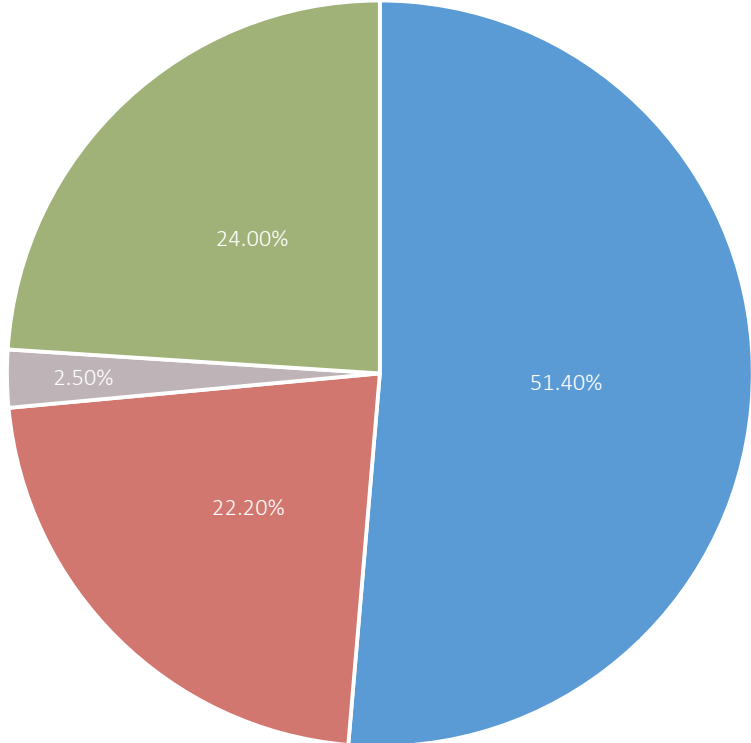
Sources: Rock the Vote; September 27, 2016.

# Democrats returned the majority of early ballots in Maine's first Congressional District

## Early voting numbers so far in Maine's first Congressional District

Figures via the National Conference of State Legislatures

■ Democrat ■ Republican ■ Other ■ Independent



\*These numbers only show whether or not a ballot has been submitted to the election office, they **do not show actual votes.**

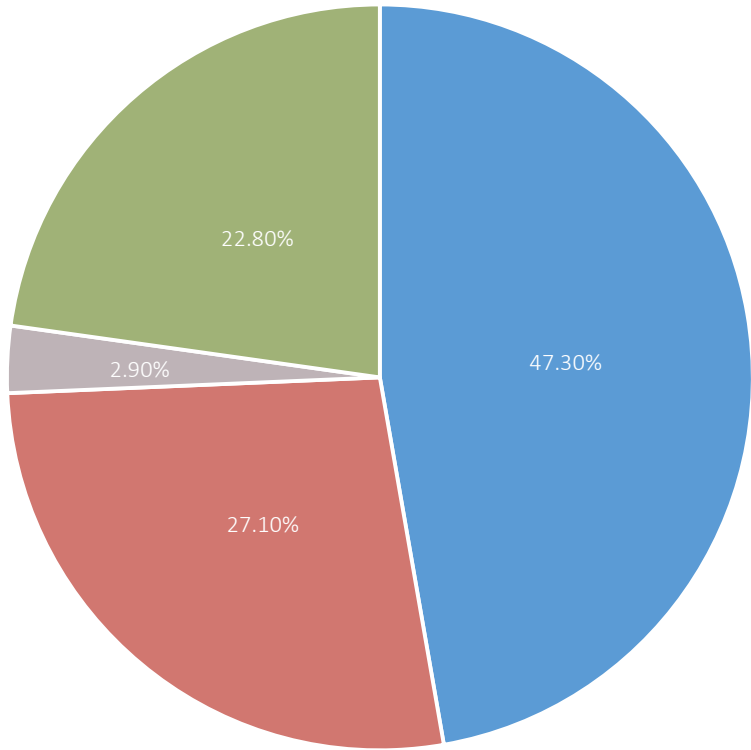
Sources: Rock the Vote; September 27, 2016.

# The highest percentage of Maine’s early ballots returned by Republicans was in the second Congressional District

## Early voting numbers so far in Maine’s second Congressional District

Figures via the National Conference of State Legislatures

Democrat Republican Other Independent



\*These numbers only show whether or not a ballot has been submitted to the election office, they do not show actual votes.

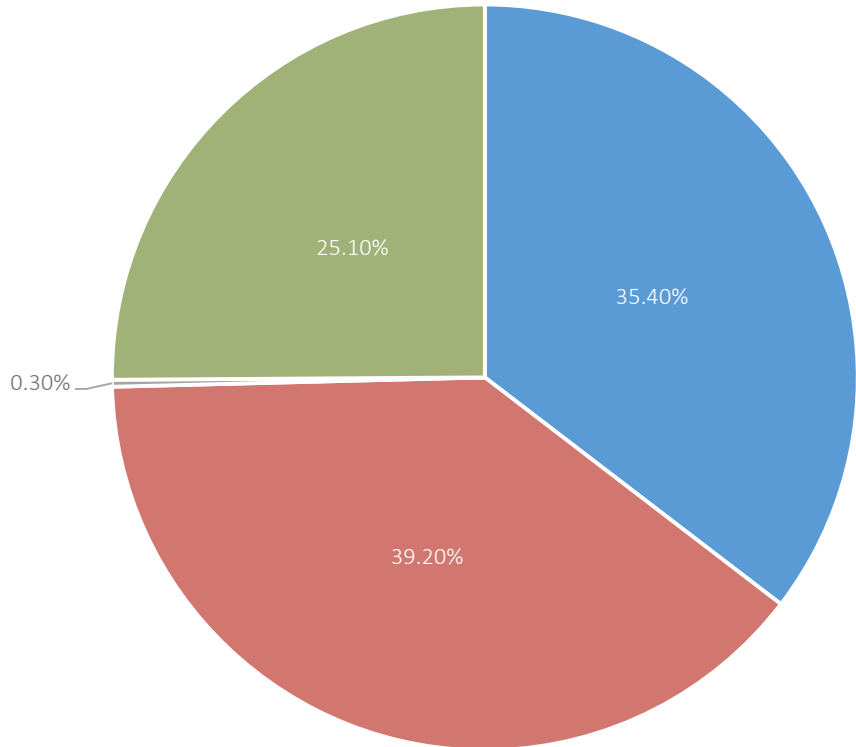
Sources: Rock the Vote; September 27, 2016.

# The most early ballots returned in North Carolina were from Republicans

## Early voting numbers so far in North Carolina

Figures via the National Conference of State Legislatures

Democrat Republican Other Independent



\*These numbers only show whether or not a ballot has been submitted to the election office, they **do not show actual votes.**

Sources: Rock the Vote; September 27, 2016.

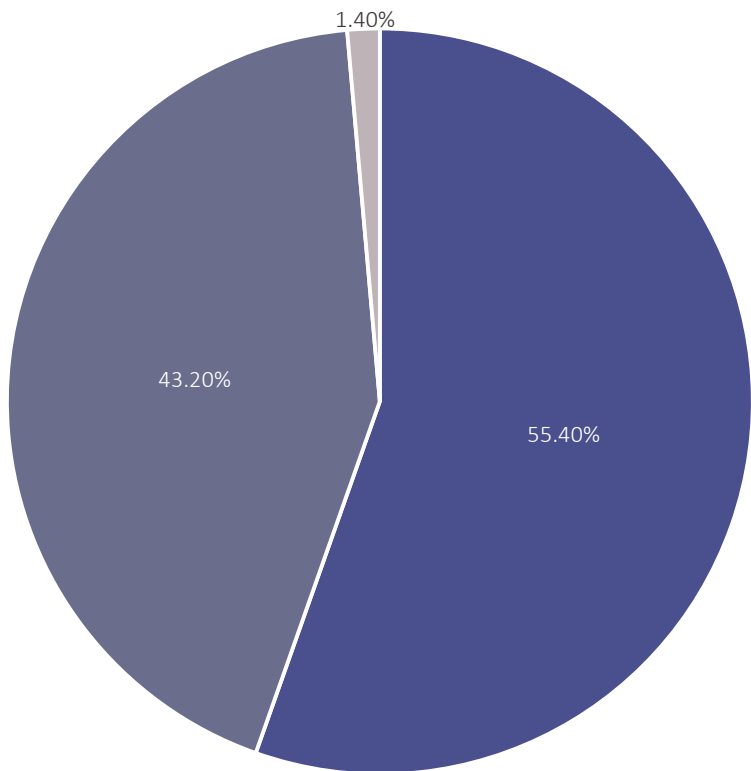


# The majority of early or absentee ballots returned in North Carolina have been from women

## Early voting numbers so far in North Carolina

Figures via the National Conference of State Legislatures

■ Male ■ Female ■ Unknown



\*These numbers only show whether or not a ballot has been submitted to the election office, they **do not show actual votes.**

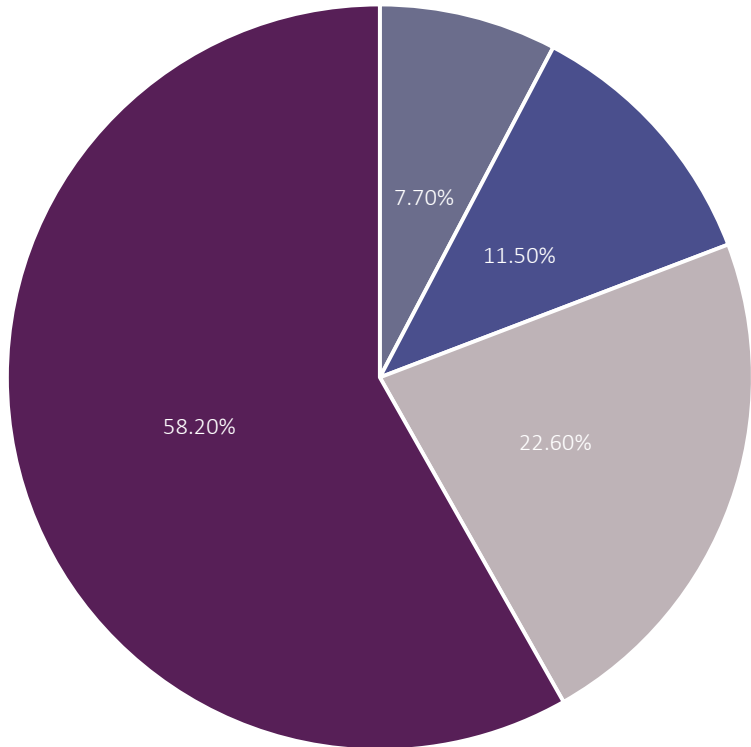
Sources: Rock the Vote; September 27, 2016.

# More early or absentee ballots in North Carolina have been from voters aged 60+ than all other voters combined

## Early voting numbers so far in North Carolina

Figures via the National Conference of State Legislatures

■ 18-29 ■ 30-44 ■ 45-60 ■ 60+



\*These numbers only show whether or not a ballot has been submitted to the election office, they **do not show actual votes.**

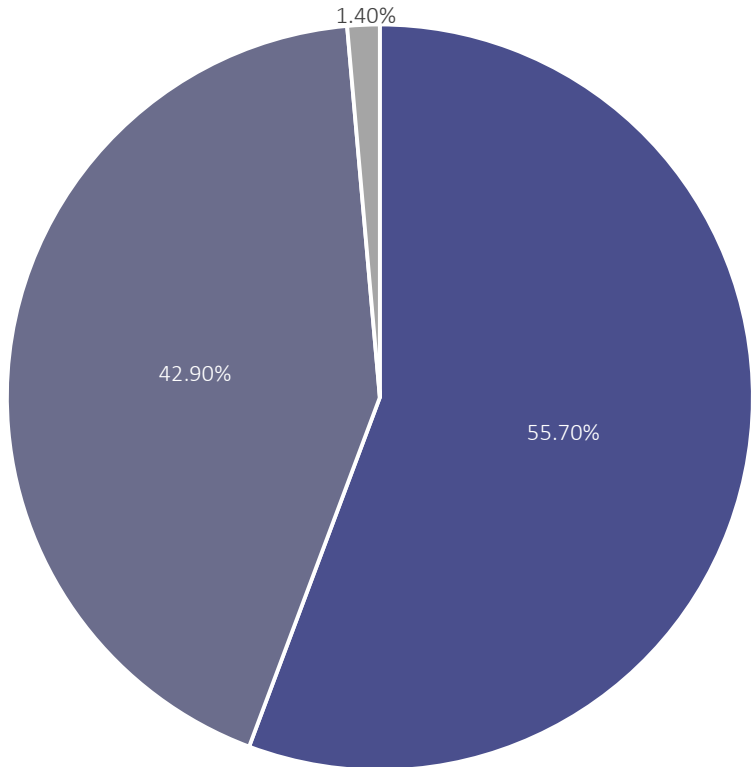
Sources: Rock the Vote; September 27, 2016.

# Over 10% more women have returned early or absentee ballots in Georgia than men

## Early voting numbers so far in Georgia

Figures via the National Conference of State Legislatures

■ Male ■ Female ■ Unknown



\*These numbers only show whether or not a ballot has been submitted to the election office, they **do not show actual votes.**

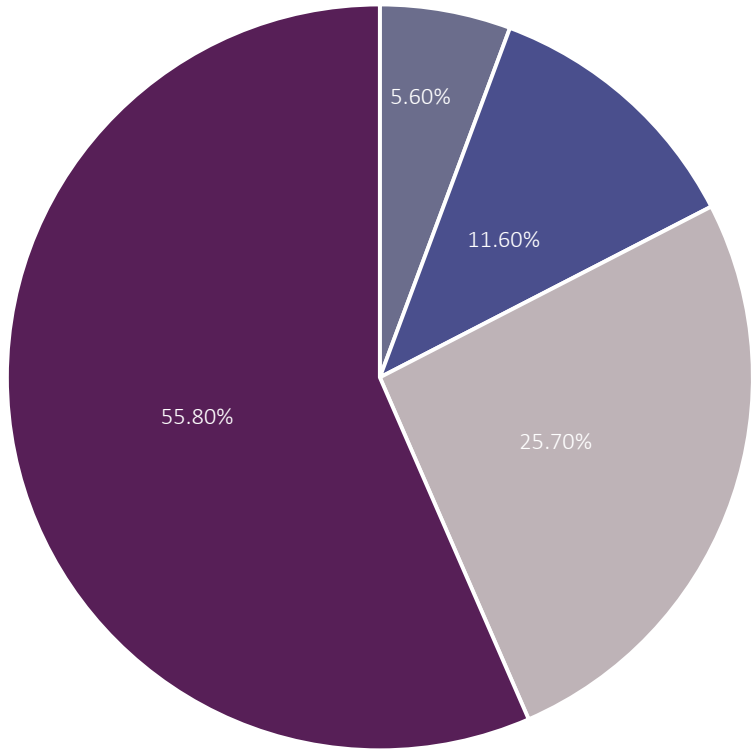
Sources: Rock the Vote; September 27, 2016.

# Just under 56 percent of all early or absentee ballots in Georgia have been returned by voters over 60 years old

## Early voting numbers so far in Georgia

Figures via the National Conference of State Legislatures

■ 18-29 ■ 30-44 ■ 45-60 ■ 60+



\*These numbers only show whether or not a ballot has been submitted to the election office, they **do not show actual votes.**

Sources: Rock the Vote; September 27, 2016.