

# Recap of Recent Election Outcomes 2008-2014

**August 5, 2016**

**Producer:** Justin C. Brown

**Edited by:** Owen Minott

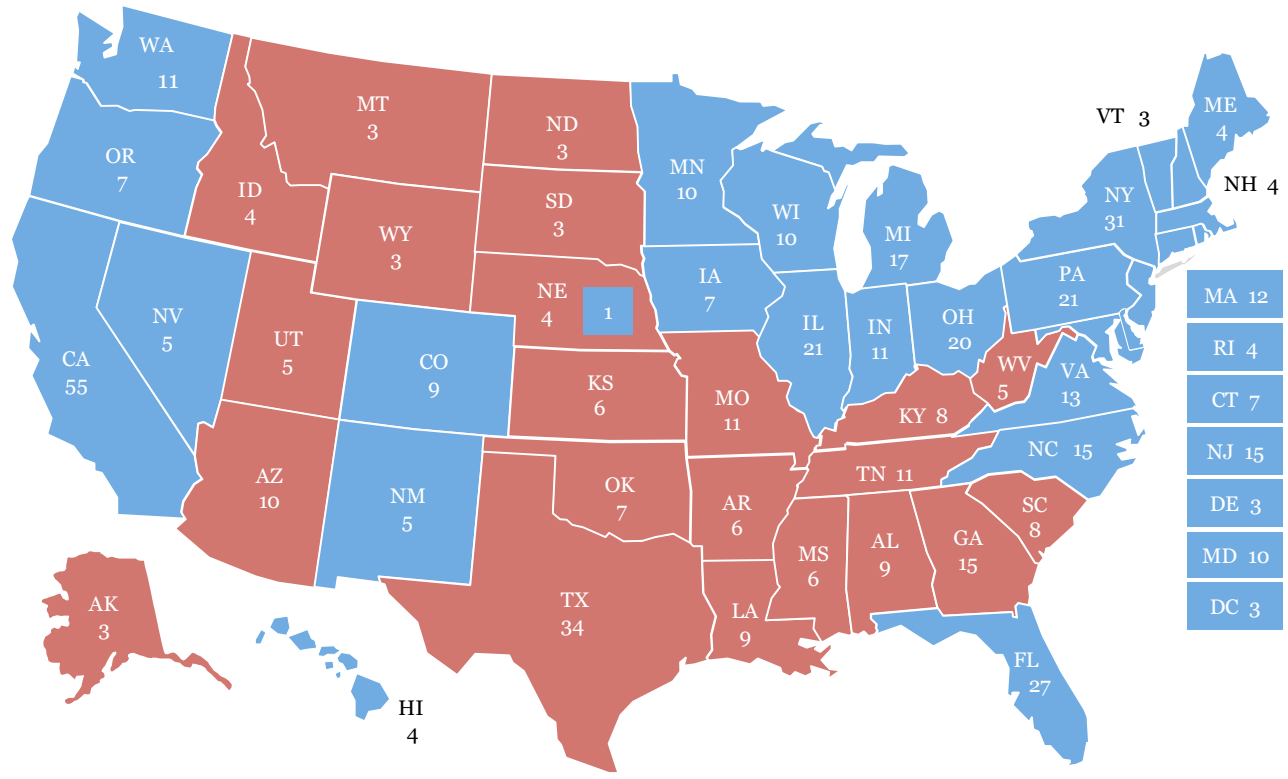
**Director:** Afzal Bari

---

# Barack Obama Becomes First African American President of the United States

## 2008 Electoral College Map

Barack Obama John McCain



**Barack Obama (D)**  
 Running Mate: Joe Biden  
 Popular Vote: 52.9%  
 States Carried: 28 + DC



**John McCain (R)**  
 Running Mate: Sarah Palin  
 Popular Vote: 45.7%  
 States Carried: 22

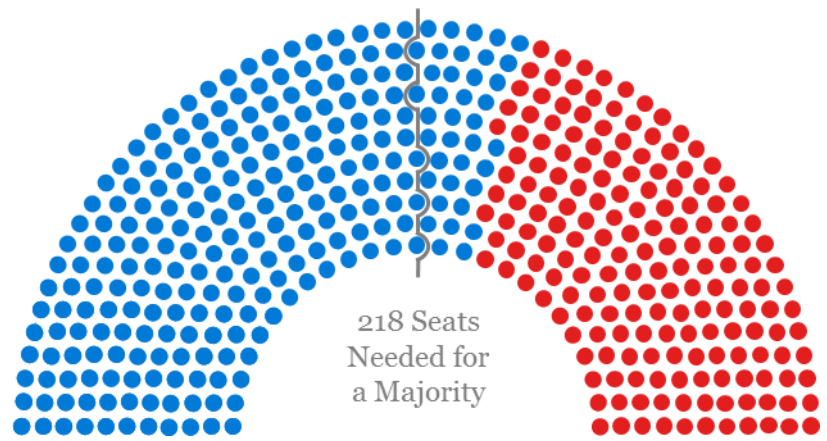
- MA 12
- RI 4
- CT 7
- NJ 15
- DE 3
- MD 10
- DC 3

Source: RealClearPolitics, "Electoral College Map," 2008.

# Democrats Take Congressional Control Alongside A Historic Presidential Win

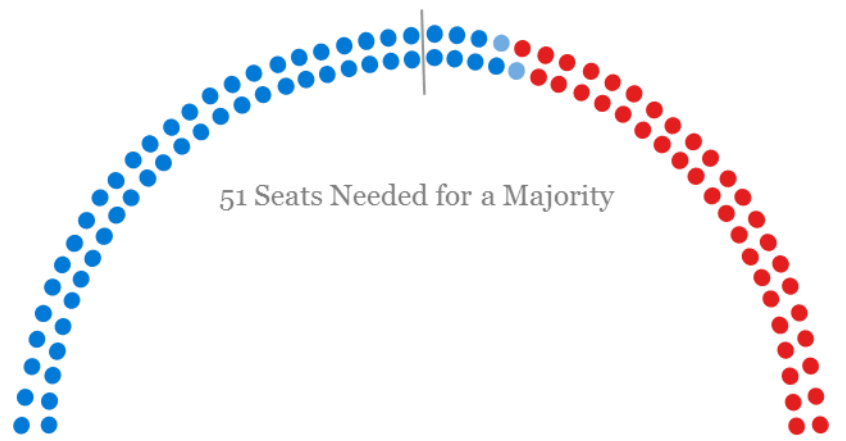
## Party Control at Beginning of 111<sup>th</sup> Congress (2009-2011)

■ Democratic Seat ■ Republican Seat ■ Independent Seat (Caucusing with Dems)



256-178

Democratic House Majority



57-2-41

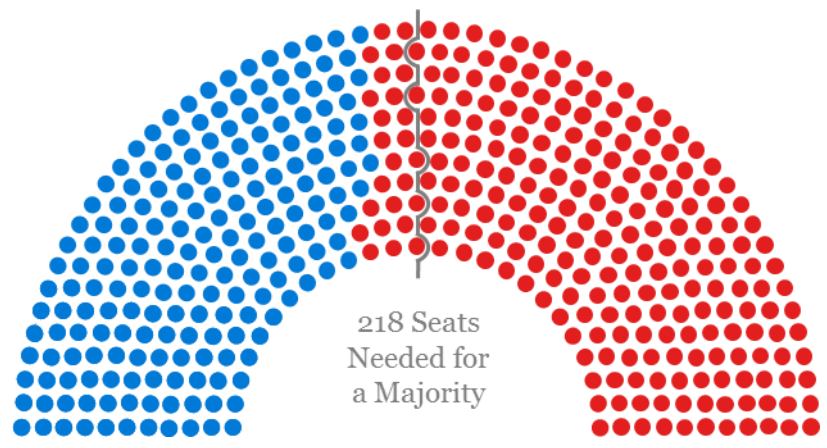
Democratic Senate Majority

Sources: Ballotpedia, "United States Senate Elections," 2008; Ballotpedia, "United States House of Representatives Elections," 2008.

# Republicans Take Back the House Following 2010 Midterm Elections

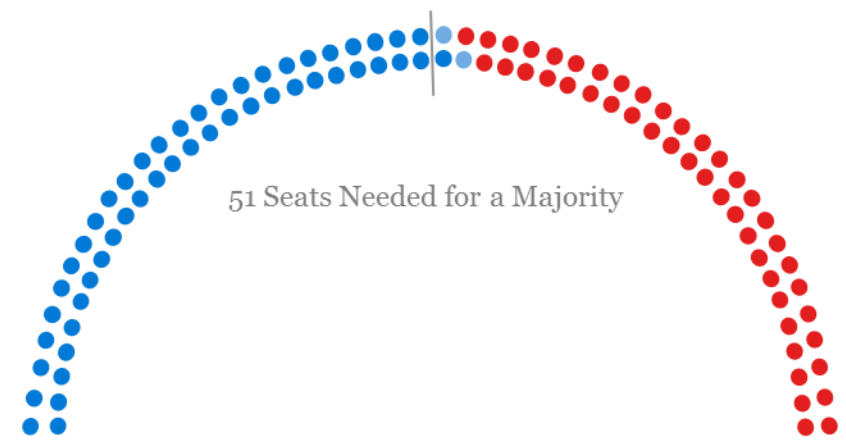
## Party Control at Beginning of 112<sup>th</sup> Congress (2011-2013)

■ Democratic Seat ■ Republican Seat ■ Independent Seat (Caucusing with Dems)



193-242

Republican House Majority



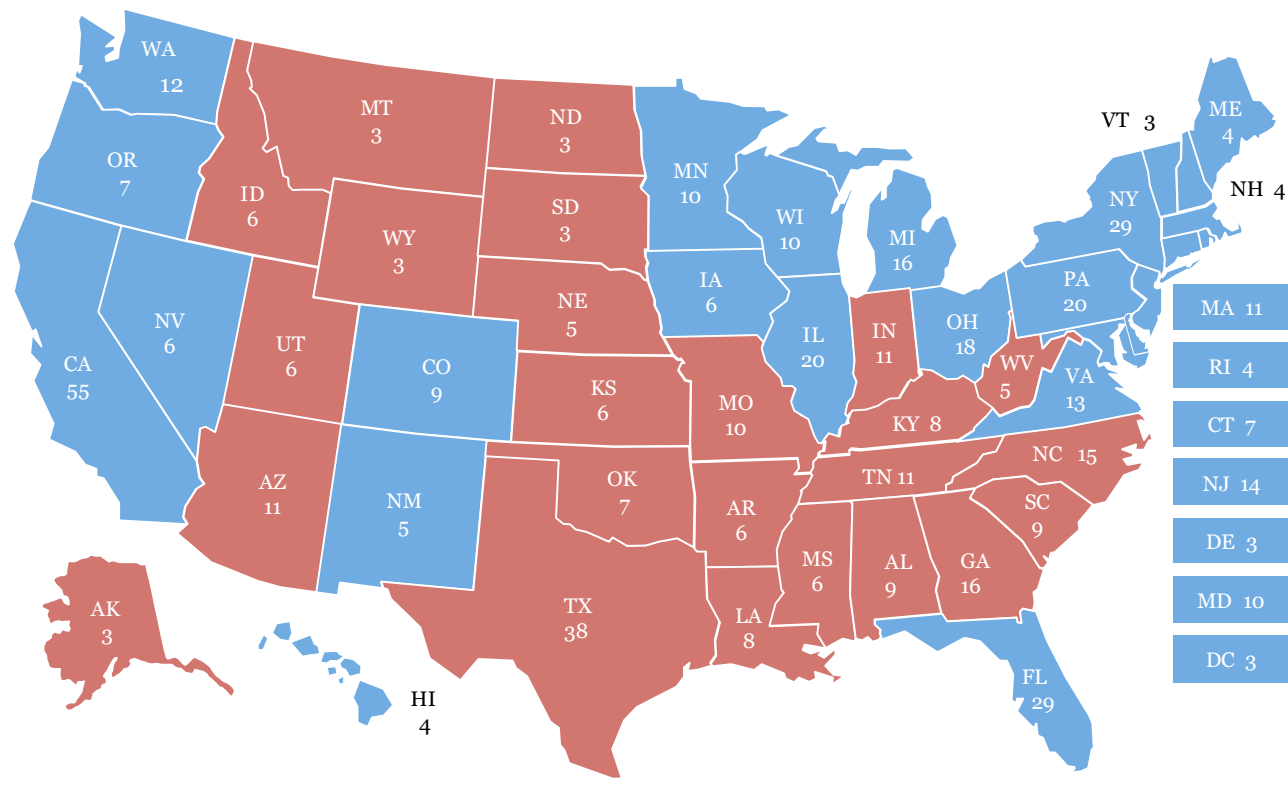
51-2-47

Democratic Senate Majority

Sources: Ballotpedia, "United States Senate Elections," 2010; Ballotpedia, "United States House of Representatives Elections," 2010.

# Barack Obama Wins Presidential Second Term in 2012

## 2012 Electoral College Map



**Barack Obama (D)**  
 Running Mate: Joe Biden  
 Popular Vote: 51.1%  
 States Carried: 26 + DC



**Mitt Romney (R)**  
 Running Mate: Paul Ryan  
 Popular Vote: 47.2%  
 States Carried: 24

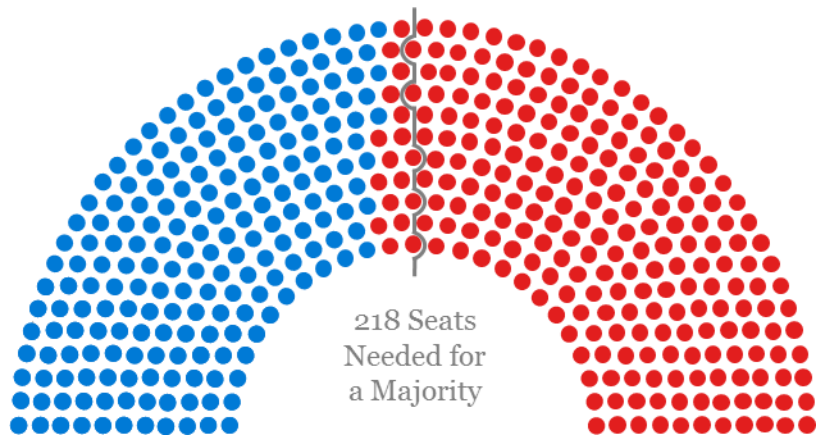
- MA 11
- RI 4
- CT 7
- NJ 14
- DE 3
- MD 10
- DC 3

Source: RealClearPolitics, "Electoral College Map," 2012.

# 2012 Election Shuffles Seats But Keeps Majorities in Tact

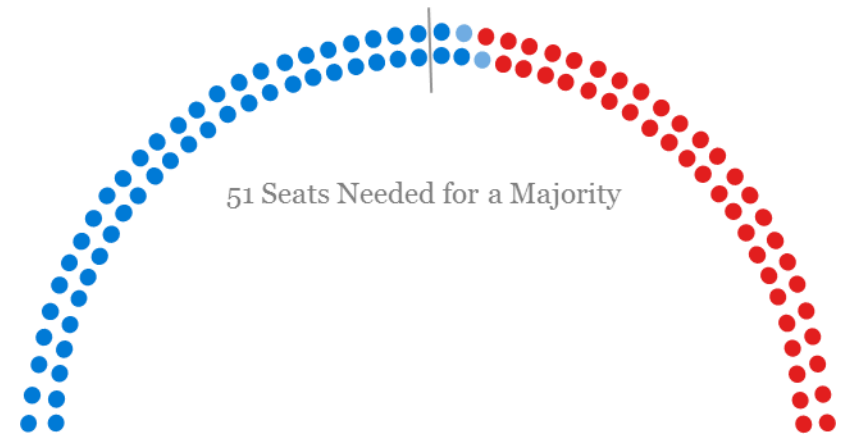
## Party Control at Beginning of 113<sup>th</sup> Congress (2013-2015)

■ Democratic Seat ■ Republican Seat ■ Independent Seat (Caucusing with Dems)



201-234

Republican House Majority



53-2-45

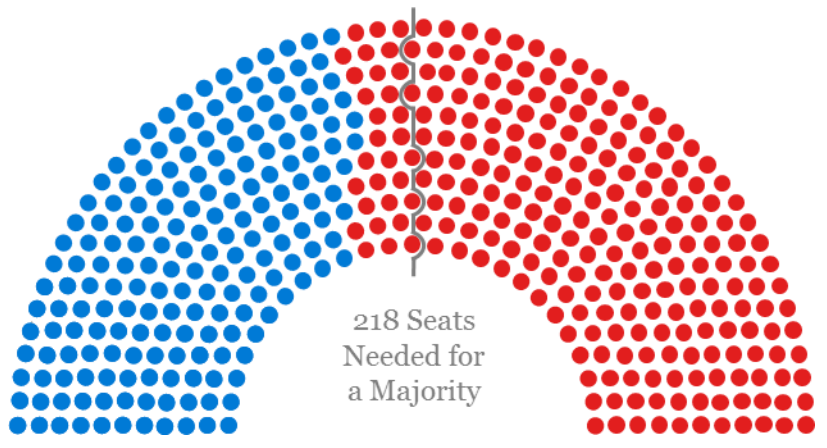
Democratic Senate Majority

Sources: Ballotpedia, "United States Senate Elections," 2012; Ballotpedia, "United States House of Representatives Elections," 2012.

# Republican Party Regains Congressional Control With Senate Majority After 2014 Midterm Elections

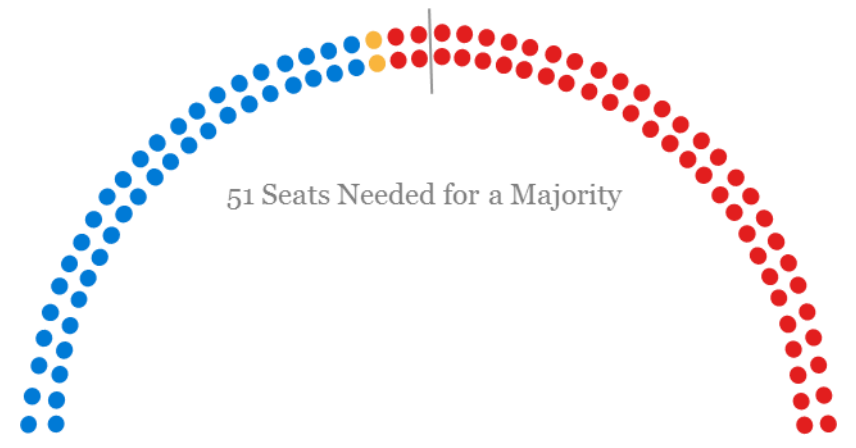
## Party Control at Beginning of 114<sup>th</sup> Congress (2015-2017)

■ Democratic Seat ■ Republican Seat ■ Independent Seat



188-247

Republican House Majority



44-2-54

Republican Senate Majority

Sources: Ballotpedia, "United States Senate Elections," 2014; Ballotpedia, "United States House of Representatives Elections," 2014.