

2016 Republican Primary Results and Voting Maps

A compendium of slides
on the 2016 Republican Presidential Nominating Contest

June 30, 2016

Producer: Justin C. Brown
Contributions from: Alexander Perry,
Katharine Conlon, Ben Booker
and Christine Yan
Director: Afzal Bari

Table of Contents

Overview of Nationwide Results.....	3
Primary and Caucus Results Maps	
Early Contests.....	8
Super Tuesday Contests.....	13
March Contests.....	25
April Contests.....	41
May and June Contests.....	51

Trump Wins Enough Delegates to Clinch the Republican Nomination

Date	State	Trump	Cruz	Date	State	Trump	Cruz	Date	State	Trump	Cruz
Feb. 1	IA	7	8	Mar. 5	ME	9	12	Apr. 1	ND	16	1
Feb. 9	NH	12	3	Mar. 6	PR	0	0	Apr. 5	WI	6	36
Feb. 20	SC	50	0	Mar. 8	HI	11	7	Apr. 19	NY	89	0
Feb. 23	NV	16	6	Mar. 8	ID	12	20	Apr. 26	CT	28	0
Mar. 1	AL	36	13	Mar. 8	MI	25	17	Apr. 26	DE	16	0
Mar. 1	AK	11	12	Mar. 8	MS	25	15	Apr. 26	MD	38	0
Mar. 1	AR	16	15	Mar. 10	VI	8	0	Apr. 26	PA	64	4
Mar. 1	GA	42	18	Mar. 12	WY	1	23	Apr. 26	RI	12	2
Mar. 1	MA	22	4	Mar. 12	GU	9	0	May 3	IN	57	0
Mar. 1	MN	8	13	Mar. 12	DC	0	0	May 10	NE	36	0
Mar. 1	OK	14	15	Mar. 15	FL	99	0	May 10	WV	32	0
Mar. 1	TN	33	16	Mar. 15	IL	54	9	May 17	OR	18	5
Mar. 1	TX	48	104	Mar. 15	MO	37	15	May 24	WA	40	0
Mar. 1	VT	8	0	Mar. 15	NC	29	27	Jun. 7	CA	29	0
Mar. 1	VA	17	8	Mar. 15	NM	9	0	Jun. 7	MT	24	0
Mar. 1	CO	1	34	Mar. 15	OH	0	0	Jun. 7	NJ	51	0
Mar. 5	KS	9	24	Mar. 22	AS	9	0	Jun. 7	NM	27	0
Mar. 5	KY	17	15	Mar. 22	AZ	58	0	Jun. 7	SD	172	0
Mar. 5	LA	25	18	Mar. 22	UT	0	40	Total*		1542	559

Sources: RealClearPolitics, "Republican Delegate Count," Election 2016, June 23, 2016.

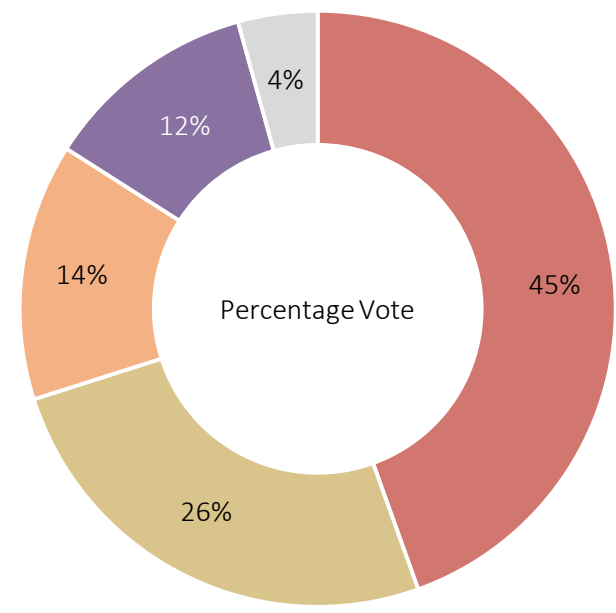
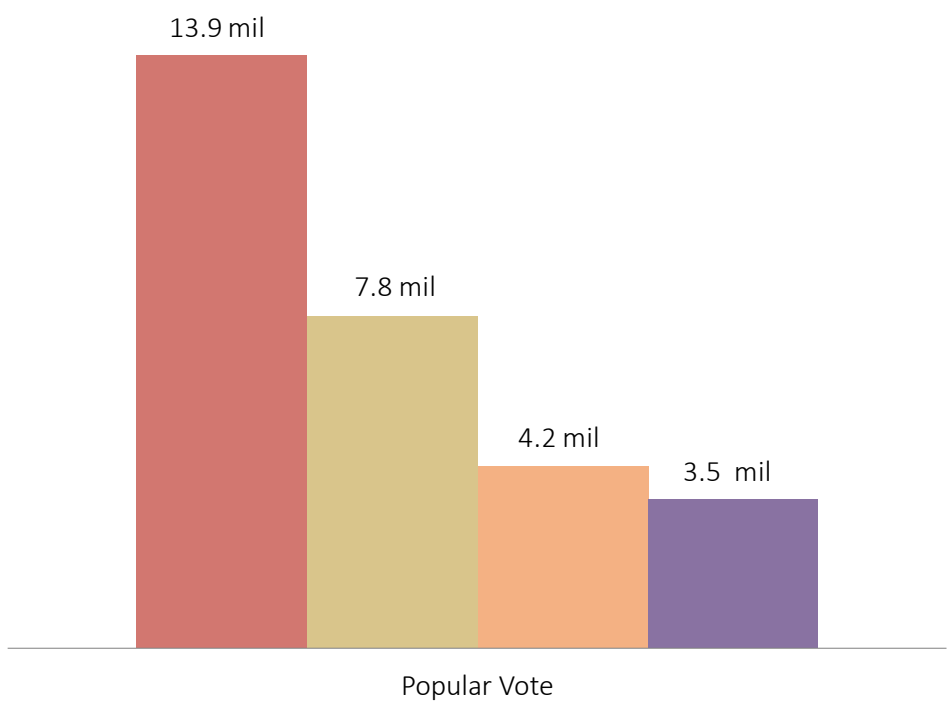
*As of June 30

Wide GOP Primary Pool Revolved Around 4 Main Candidates, Trump Rose Above All in April


Popular Vote Overview, by Candidate

Donald Trump Ted Cruz John Kasich Marco Rubio

Over 30 Million
GOP Primary Votes Cast in 2016



Number of States Won...

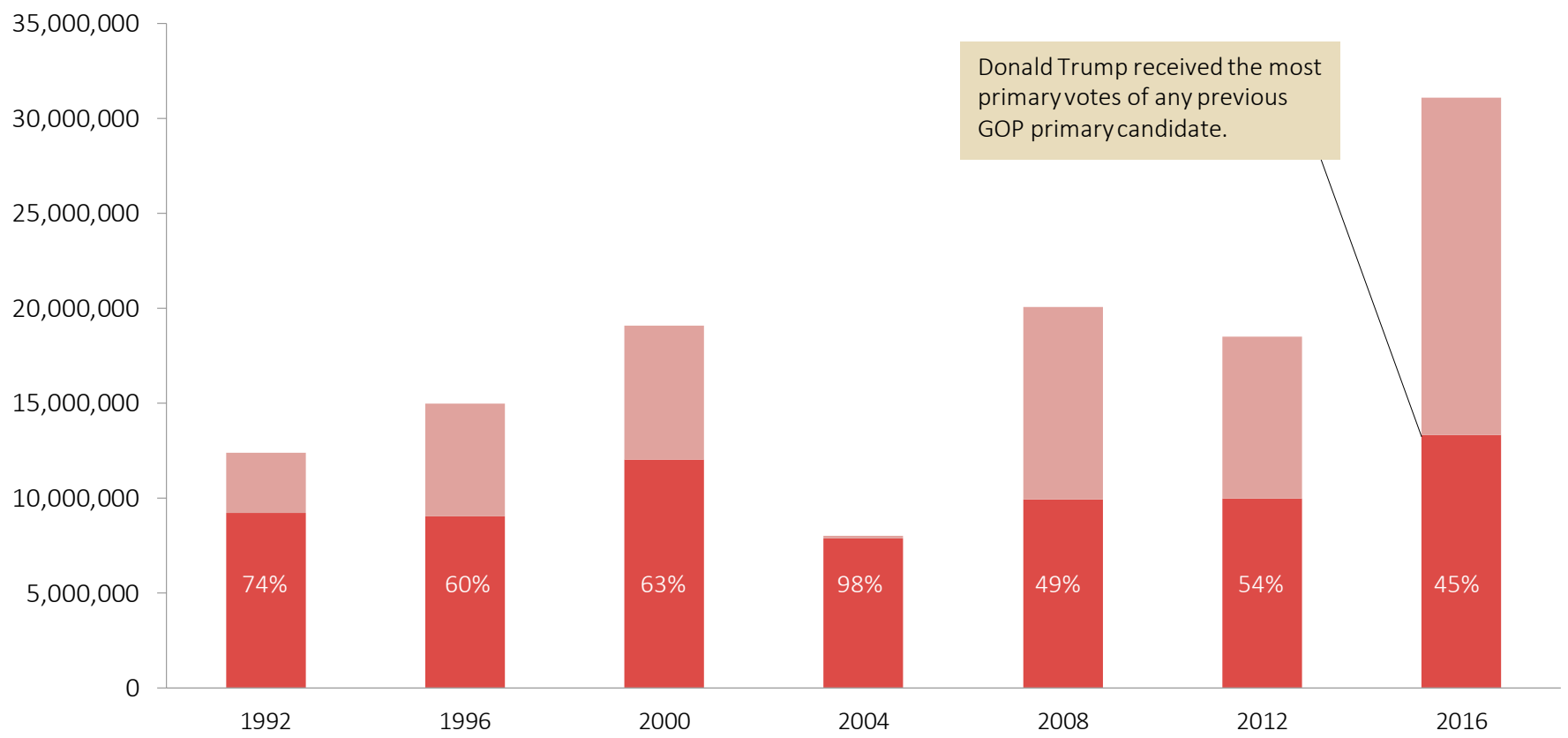


Sources: RealClearPolitics, "Republican Popular Vote Count," Election 2016, June 23, 2016.

2016 Primaries See Explosive Turnout Growth, Makes Trump Most Voted For GOP Primary Candidate

Popular Vote for GOP Front-Runner, by election year

■ Votes for top vote-getter ■ Votes for other candidates



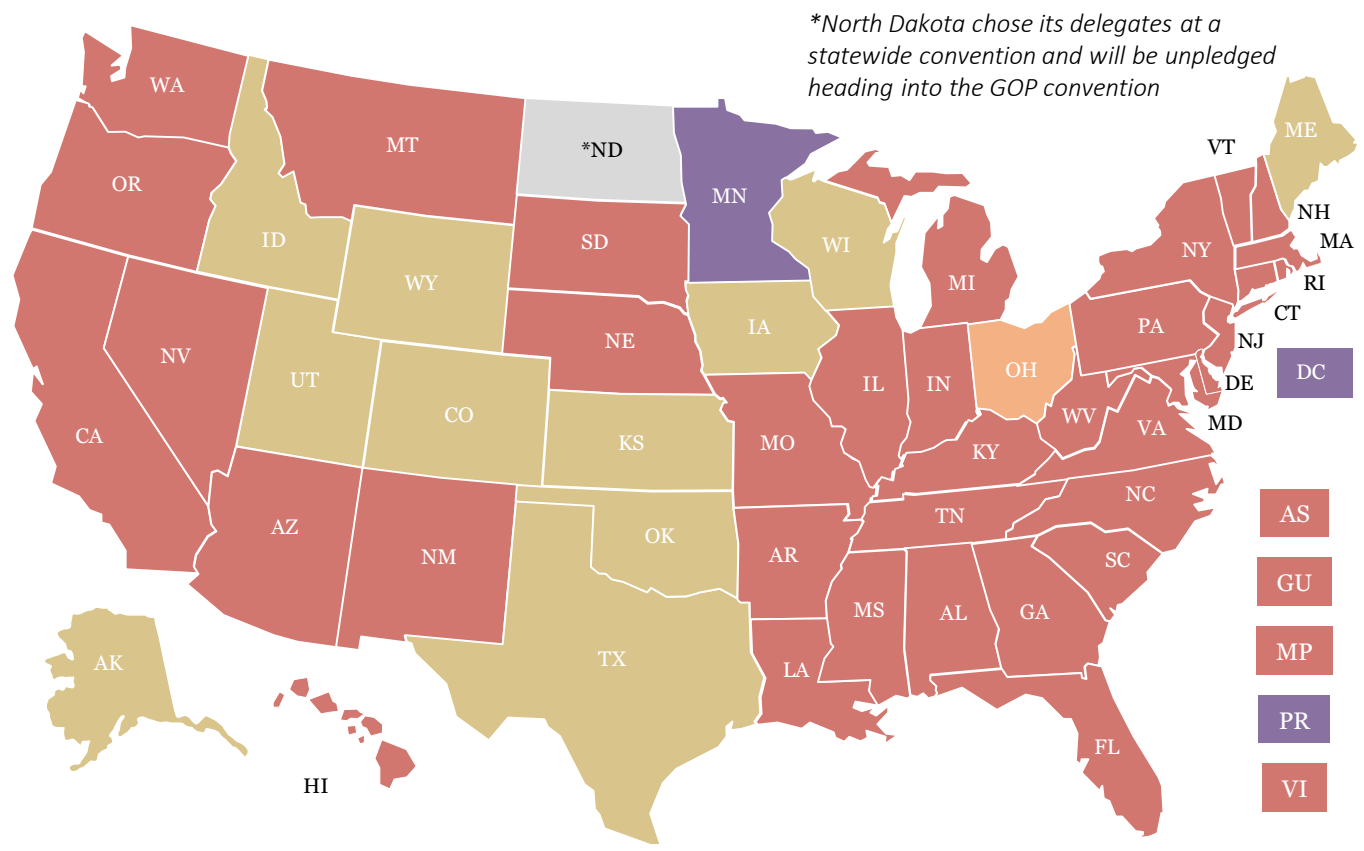
Donald Trump received the most primary votes of any previous GOP primary candidate.

Sources: Pihlip Bump, "Trump Will Get More GOP Primary Votes than Anyone in History (Because More People are Voting)" The Washington Post, April 27, 2016; RealClearPolitics, "Republican Delegate Count," Election 2016, June 23, 2016.


Trump Reaches Delegate Threshold After 40 State and Territory Primary Wins

The 2016 Republican Presidential Primary Race

Donald Trump Ted Cruz John Kasich Marco Rubio



State Wins



Sources: Wall Street Journal, "The Race So Far," June 2016; AP, "2016 Delegate Tracker," June 2016; Politico, "2016 Delegate Count Tracker," June 2016.


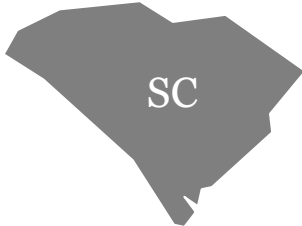
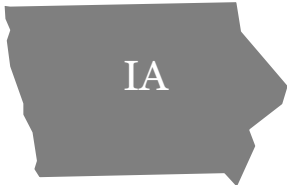
Primary and Caucus Results Maps

(Shown in chronological order)

Early Contests.....	8
<i>IA, NH, NV, SC</i>	
Super Tuesday Contests.....	13
<i>AK, AL, AR, GA, OK, MA, MN, TN, TX, VA, VT</i>	
March Contests.....	25
<i>AZ, FL, HI, ID, IL, KS, LA, ME, MI, MO, MS, NC, UT</i>	
April Contests.....	41
<i>CO, CT, DE, MD, NY, PA, RI, WI, WY</i>	
May and June Contests.....	51
<i>CA, IN, MT, NE, NJ, NM, OR, SD, WA, WV</i>	










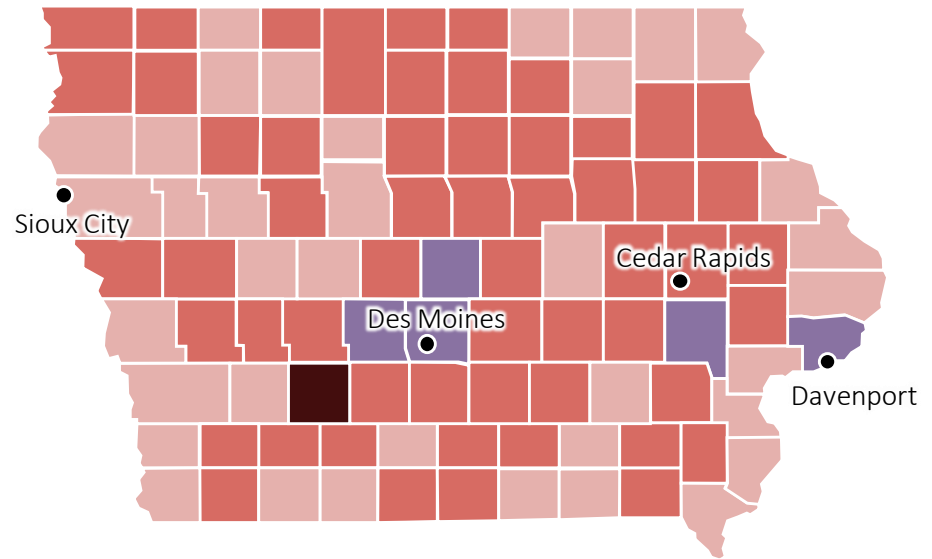
Early States



Cruz Rises to Victory Over Trump, Rubio's Support Around Cities Shows Resiliency in Campaign

Iowa Republican Presidential Caucuses Map, Results by County

Legend	Candidate	Votes	Pct.	Delegates
	Ted Cruz	51,666	27.6%	8
	Donald Trump	45,427	24.3%	7
	Marco Rubio	43,165	23.1%	7
	Ben Carson	17,395	9.3%	3
	Rand Paul	8,481	4.5%	1
	Jeb Bush	5,238	2.8%	1
	Tie (Cruz-Trump)			



Analysis

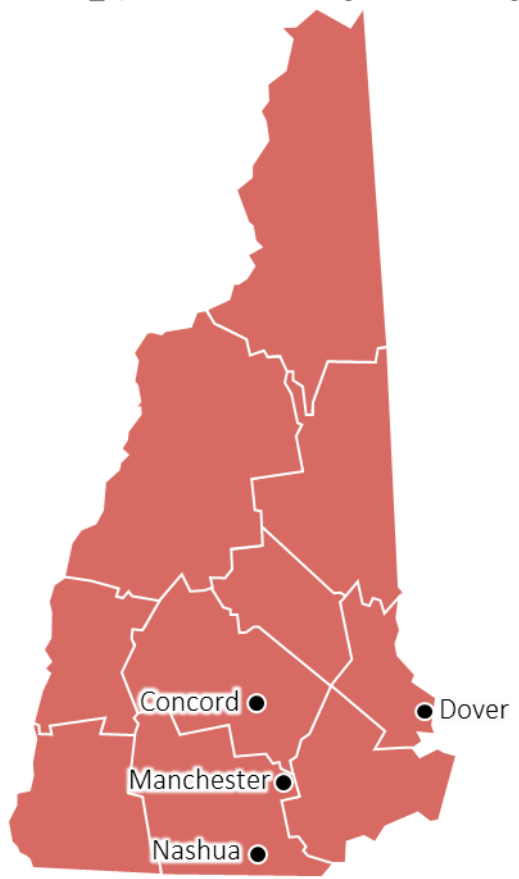
- Rubio fared best in the metropolitan areas of Des Moines and Davenport as well as in Johnson County, home of the University of Iowa.
- Cruz was able to ride to victory on the support of evangelical voters across the state.
- Trump mobilized many first-time caucus goers, however pundits believe he mobilized turnout not only amongst his supporters but also amongst his opposition.

Sources: Lily Mihalik, Anthony Pesce, and Ben Welsh, "Live results from the 2016 Iowa caucuses," LA Times, February 2, 2016; David Byler, "How Demographics Could Affect Iowa GOP Outcome," Real Clear Politics, January 29, 2016; Lazaro Gamio and Scott Clement, "Iowa Caucus Entrance Polls," The Washington Post, February 1, 2016.

Trump Scores First Win in New Hampshire While Kasich's Second Place Finish Renews Hope for Campaign

New Hampshire Republican Presidential Caucuses Map, Results by County

Legend	Candidate	Votes	Pct.	Delegates
■	Donald Trump	100,406	35.3%	11
	John Kasich	44,909	15.8%	4
	Ted Cruz	33,189	11.7%	3
	Jeb Bush	31,310	11.0%	3
	Marco Rubio	30,032	10.6%	1
	Chris Christie	20,501	7.4%	0



Analysis

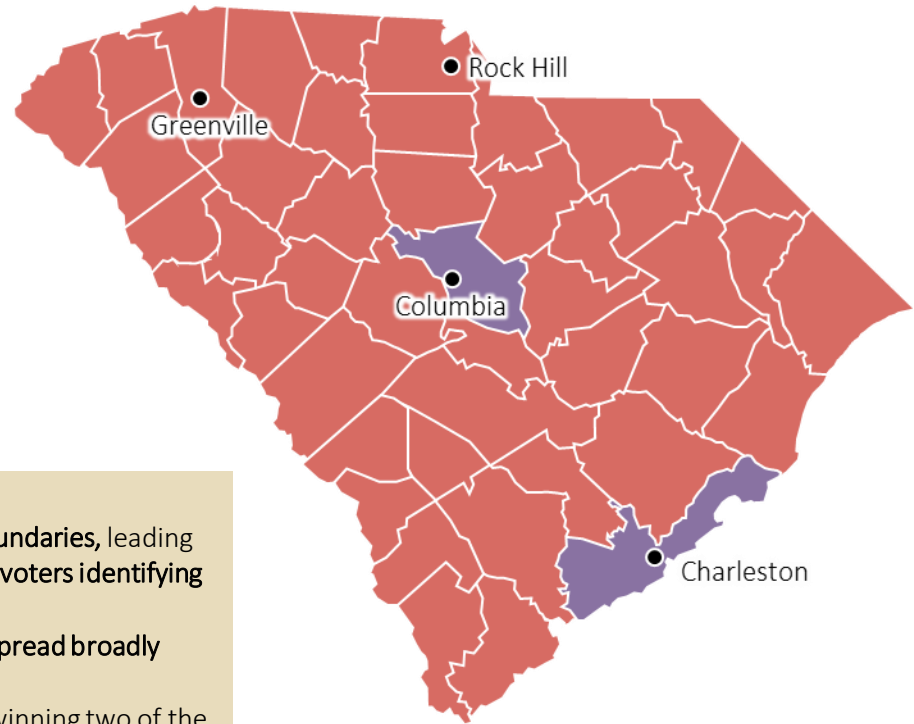
- John Kasich's supporters were primarily from the western and northern portions of the state while Donald Trump succeeded in capturing voters in a large variety of locales.
- There was almost no difference in Republican voting patterns between urban areas and sparsely populated areas with candidates capturing almost identical proportions of the electorate in both settings.

Sources: Wilson Andrews, Matthew Bloch, Jeremy Bowers and Tom Giratikanon, "New Hampshire Primary Results," New York Times, February 10, 2016; CNN "2016 Election Center – New Hampshire," February 10, 2016.

Trump Scores A Big Win in South Carolina, While Rubio Continues to Fare Well Around Cities

South Carolina GOP Primary Results, by County

Legend	Candidate	Votes	Pct.	Delegates
■	Donald Trump	239,851	32.5%	50
■	Marco Rubio	165,881	22.5%	0
	Ted Cruz	164,790	22.3%	0
	Jeb Bush	57,863	7.8%	0
	John Kasich	56,206	7.6%	0
	Ben Carson	53,326	7.2%	0






Analysis

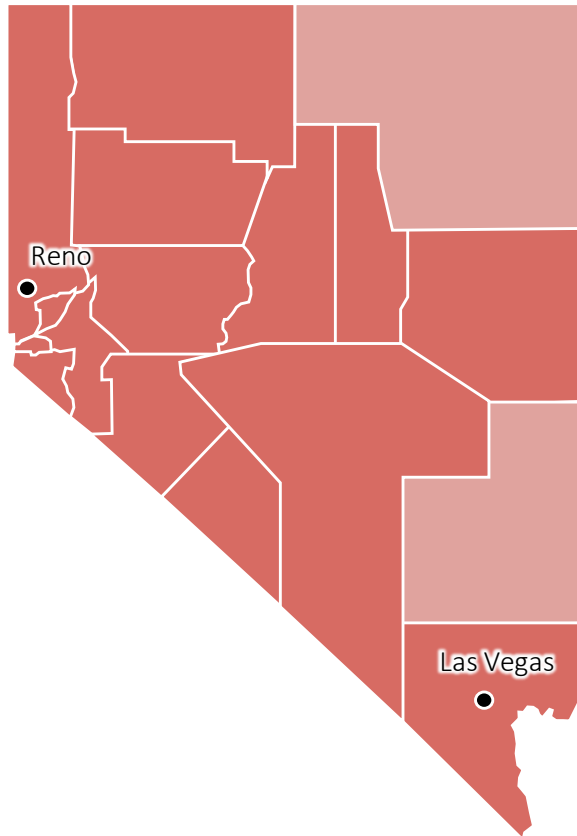
- Trump garnered support across both geographic and demographic boundaries, leading in nearly every major exit poll category **except college graduates, and voters identifying as 'very conservative'.**
- Cruz matched Rubio closely in vote count, however his support was **spread broadly across the state leading to no county-level wins.**
- Rubio continued his trend of **besting Trump in metropolitan areas** by winning two of the top-three most populous counties.
- **Nearly 22% of the vote was split between the bottom-three candidates.** Ben Carson fared best in the evangelical northwest, while Kasich and Bush supporters trended towards the coastal regions in the south and east.

Sources: Wilson Andrews, Matthew Bloch, Jeremy Bowers, and Tom Giratikanon, "South Carolina Primary Election Results," New York Times, February 20, 2016; Edison Research, "South Carolina Exit Polls," New York Times, February 20, 2016.

Trump Becomes the Clear GOP Frontrunner With a Decisive Win in Nevada

Nevada GOP Caucus Results, by County

Legend	Candidate	Votes	Pct.	Delegates
	Donald Trump	34,531	45.9%	14
	Marco Rubio	17,940	23.9%	7
	Ted Cruz	16,079	21.4%	6
	Ben Carson	3,619	4.8%	0
	John Kasich	2,709	3.6%	1



Analysis

- **Trump won across almost every major demographic group**, including among those with a college degree. Entrance polls had Rubio ahead of Trump in the youngest age group, 17-29, however this group only made up 7% of caucus-goers.
- **Turnout was exceptionally large** with Donald Trump alone amassing more votes than the entirety of votes counted in the 2012 GOP caucus.
- **Social media quickly lit up with reports of disorganized caucus sites**, with pictures of caucuses volunteers in Trump clothing and as well as reports of double voting and poor ID checking procedures.

Sources: Wilson Andrews, Matthew Bloch, Jeremy Bowers, and Tom Giratikanon, "Nevada Caucus Election Results," New York Times, February 24, 2016; CNN, "Nevada Entrance Polls," February 24, 2016; Aaron Blake, "The Nevada Republican Caucuses Are Turning Ugly," The Washington Post, February 23, 2016.



Super Tuesday

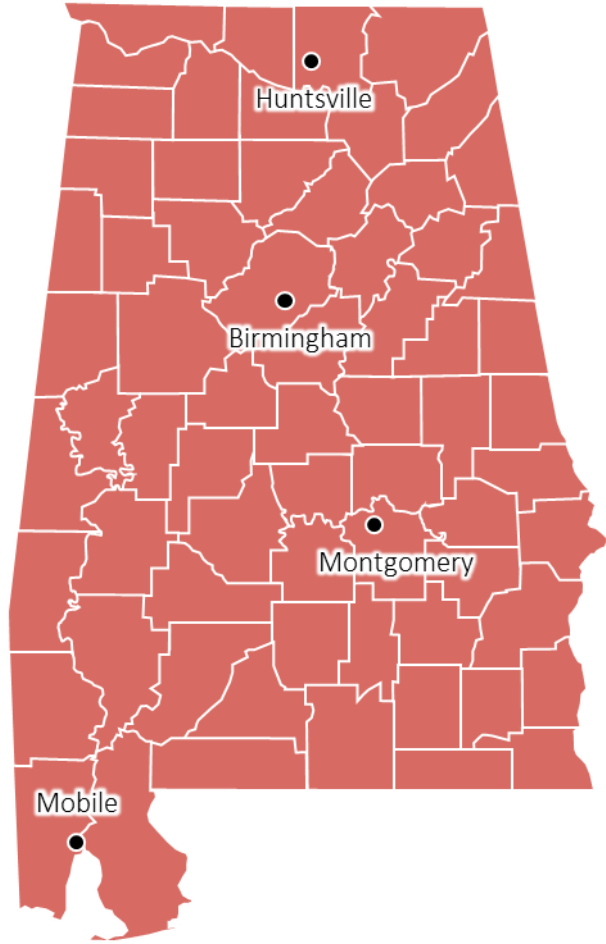
March 1, 2016



Trump Had a Commanding Win in Alabama for Super Tuesday

Alabama GOP Primary Results, by County

Legend	Candidate	Votes	Pct.	Delegates
■	Donald Trump	371,715	43.4%	36
	Ted Cruz	180,601	21.1%	13
	Marco Rubio	159,799	18.7%	1
	Ben Carson	37,969	4.4%	0
	John Kasich	18,523	2.2%	0



Analysis

- Donald Trump won all the counties in the state of Alabama.
- Trump said he was “tremendously relieved” that the controversy linking him to the Ku Klux Klan had not hurt him with voters in Alabama.

Sources: The Washington Post, “Super Tuesday State Results,” Campaign 2016, March 2, 2016; Lily Mihalik, Anthony Pesce, and Ben Welsh, “Live Results from the Arkansas Primary,” Los Angeles Times, March 1, 2016; US Census Alabama County Map, February 19, 2016; Andy Borowitz, “Trump Tremendously Relieved that K.K.K. Ties Did Not Hurt Him in Alabama,” New Yorker, March 1, 2016.

Ted Cruz Beats Donald Trump In Alaska By Slim Margin

Alaska GOP Caucuses Results




Candidate	Votes	Pct.	Delegates
Ted Cruz	7,973	36.4%	12
Donald Trump	7,346	33.5%	11
Marco Rubio	3,318	15.1%	5
Ben Carson	2,401	10.9%	0
John Kasich	892	4.1%	0

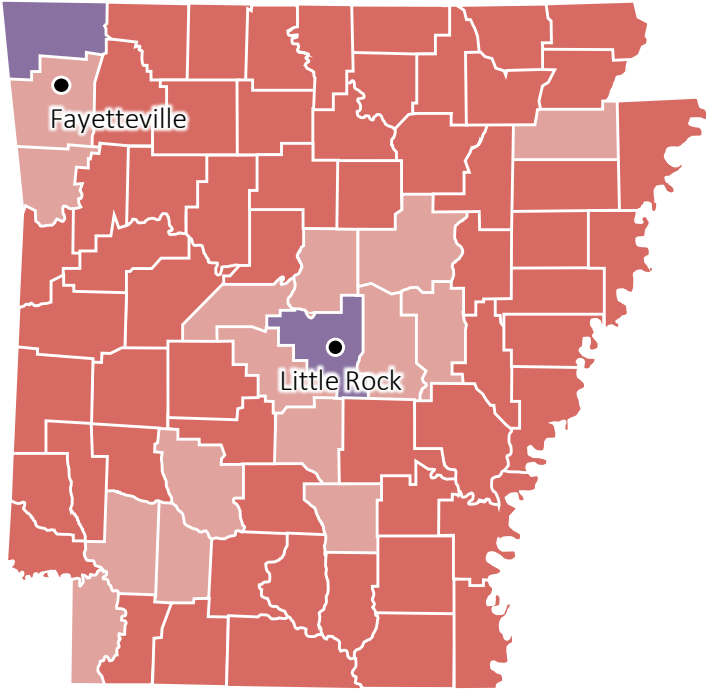


Sources: Wilson Andres, Matthew Bloch, Jeremy Bowers, and Tim Giratikanon, "Alaska Primary Results," The New York Times, March 2, 2016; The Washington Post "Super Tuesday state results," March 2, 2016; The Guardian, "Super Tuesday results: track the votes live, state by state," March 2, 2016.

Trump, Cruz Battle it Out in Arkansas, While Rubio Walks Away with Two Counties

Arkansas GOP Primary Results, by County

Legend	Candidate	Votes	Pct.	Delegates
	Donald Trump	133,144	32.8%	16
	Ted Cruz	123,873	30.5%	15
	Marco Rubio	101,235	24.9%	9
	Ben Carson	23,173	5.7%	0
	John Kasich	15,098	3.7%	0



Analysis

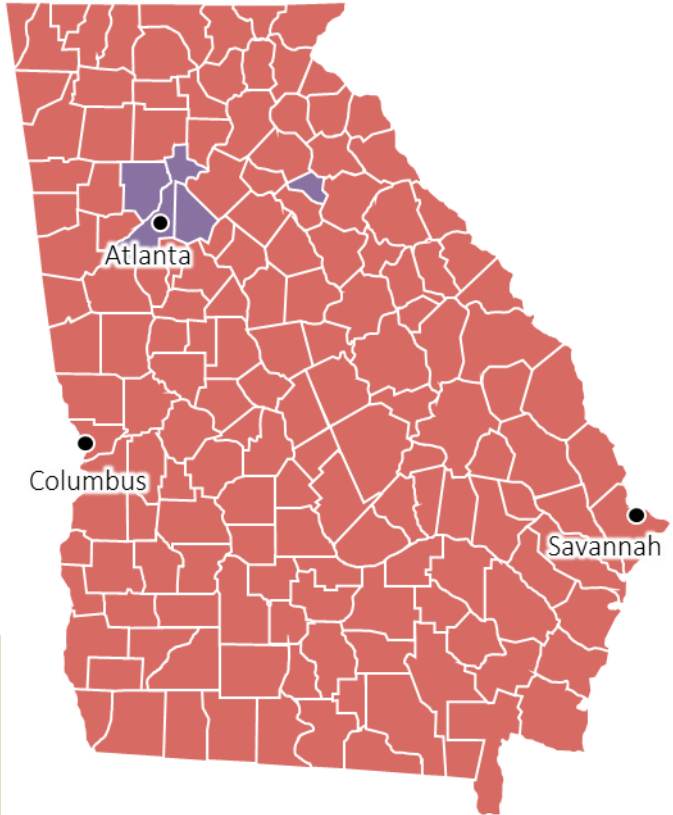
- Governor Asa Hutchinson and other state Republican leaders publically endorsed Marco Rubio ahead of the primary in Arkansas.
- Donald Trump drew large crowds to rallies in the state, one rally at the Northwest Arkansas Regional Airport drew a crowd of 5,000 and 2,000 had to be turned away.

Sources: The Washington Post, "Super Tuesday State Results," Campaign 2016, March 2, 2016; Lily Mihalik, Anthony Pesce, and Ben Welsh, "Live Results from the Arkansas Primary," Los Angeles Times, March 1, 2016; US Census Arkansas County Map, February 19, 2016; John Mortiz, "Trump Wins Republican Presidential Primary in Arkansas," Arkansas Online, March 1, 2016.

Trump Captures All But Four Counties in Georgia, Rubio Scoops Up Those Four

Georgia GOP Primary Results, by County

Legend	Candidate	Votes	Pct.	Delegates
■	Donald Trump	501,707	38.8%	42
■	Marco Rubio	315,979	24.4%	16
	Ted Cruz	305,109	23.6%	18
	Ben Carson	80,503	6.2%	0
	John Kasich	72,303	5.6%	0






Analysis

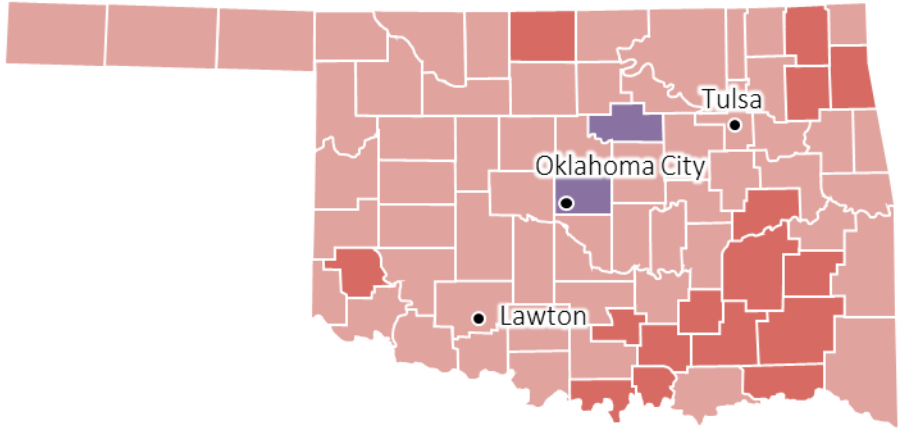
- Marco Rubio had a sizable lead over Donald Trump in Clarke, Cobb, DeKalb, and Fulton counties.
- While there were more Republican votes than Democratic votes, Hillary Clinton had almost 36,000 more votes than Trump.

Sources: Ana Santos, "Donald Trump Won All But These Four Counties in Georgia," The Atlanta-Journal Constitution, March 2, 2016; Lily Mihalik, Anthony Pesce, and Ben Welsh, "Live Results from the Georgia Primary," Los Angeles Times, March 1, 2016; David A. Graham, "Trump's Super Tuesday," The Atlantic, March 2, 2016; US Census Georgia County Map, February 19, 2016.

Cruz Wins Oklahoma, Capturing the State's Religious Vote

Oklahoma GOP Primary Results, by County

Legend	Candidate	Votes	Pct.	Delegates
	Ted Cruz	157,941	34.4%	15
	Donald Trump	130,141	28.3%	13
	Marco Rubio	119,562	26.0%	12
	Ben Carson	28,572	6.2%	0
	John Kasich	16,515	3.6%	0



Analysis

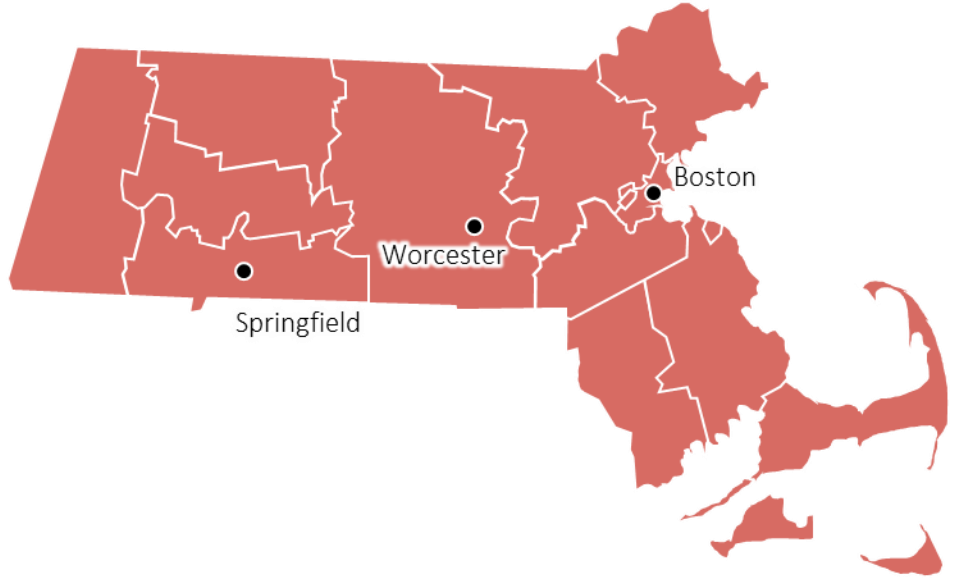
- Cruz won big among religious voters, which constituted approximately 75% of the electorate.
- Cruz won 39% of voters who identify as evangelical Christian; however, among non-religious voters, Cruz only garnered 18% of the vote, while Trump carried 40%.
- Prior to the contest, Rubio was expected to do well in Oklahoma City and Tulsa.

Sources: Washington Post, "Super Tuesday state results"; CNN Politics, "Oklahoma Exit Polls."

Trump Sweeps Massachusetts, Kasich Enjoys A Close Second Place Finish Atop Rubio

Massachusetts GOP Primary Results, by County

Legend	Candidate	Votes	Pct.	Delegates
■	Donald Trump	311,313	49.2%	22
	John Kasich	113,783	18.0%	8
	Marco Rubio	112,822	17.9%	8
	Ted Cruz	60,473	9.6%	4
	Ben Carson	16,277	2.6%	0





Analysis

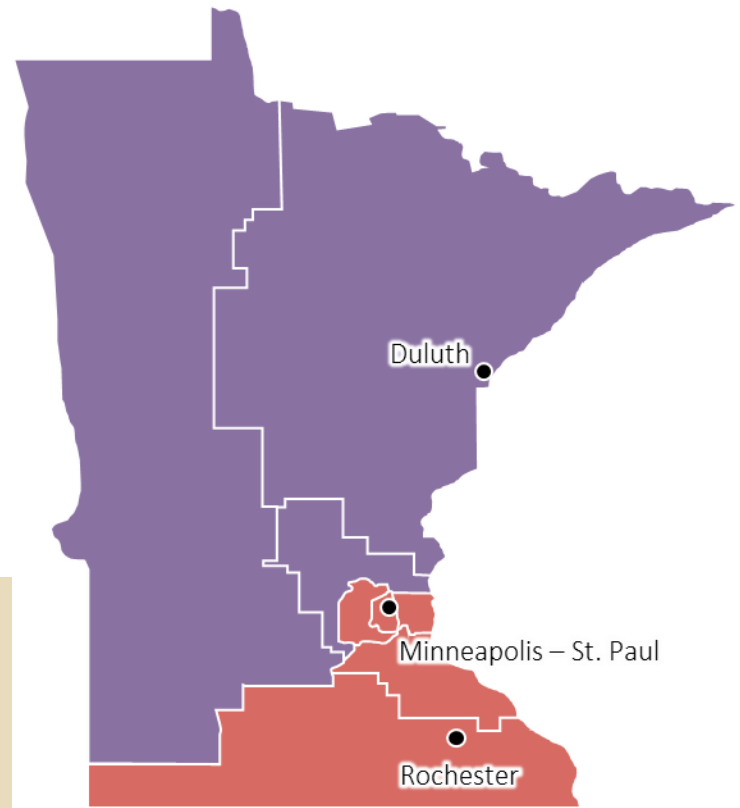
- Trump swept the state, picking up wins in every county and most townships.
- Kasich became a surprising challenger in the state, winning several townships on western the outskirts of Boston.
- Rubio’s support centered around Boston, and thinned toward the central portions of the state.

Sources: Wilson Andres, Matthew Bloch, Jeremy Bowers, and Tim Giratikanon, "Massachusetts Primary Results," The New York Times, March 2, 2016; The Washington Post "Super Tuesday state results," March 2, 2016; The Guardian, "Super Tuesday results: track the votes live, state by state," March 2, 2016.

Marco Rubio Scores First Win in Minnesota, Cruz Scores Second While Trump Makes a Distant Third

Minnesota GOP Caucuses Results, by Congressional District

Legend	Candidate	Votes	Pct.	Delegates
	Marco Rubio	41,126	36.5%	17
	Ted Cruz	32,684	29.0%	13
	Donald Trump	24,018	21.3%	8
	Ben Carson	8,233	7.3%	0
	John Kasich	6,488	5.8%	0



Analysis

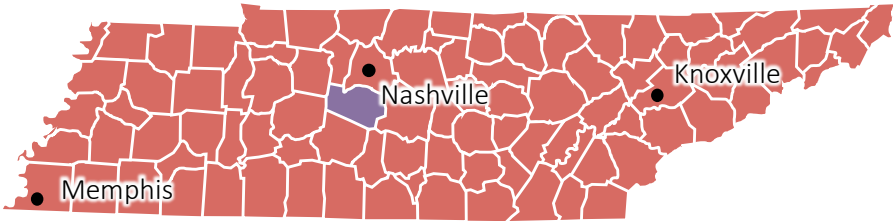
- **Rubio scores his first win** thanks to powerful 20-point wins in the Minneapolis area.
- **Cruz appreciated large support in the Northern areas of the state**, and came within 5-points of Rubio in southern areas outside of the Twin Cities.
- **Trump struggled across the state**, managing only one second place finish in the northeastern “Arrowhead” region.

Sources: Wilson Andres, Matthew Bloch, Jeremy Bowers, and Tim Giratikanon, “Minnesota Primary Results,” The New York Times, March 2, 2016; The Washington Post “Super Tuesday state results,” March 2, 2016.

Donald Trump Wins Tennessee Primary by a Large Margin; Rubio Breaks 20% Threshold to Earn Delegates

Tennessee GOP Primary Results, by County

Legend	Candidate	Votes	Pct.	Delegates
■	Donald Trump	332,702	38.9%	33
	Ted Cruz	211,159	24.7%	16
■	Marco Rubio	180,989	21.2%	9
	Ben Carson	64,846	7.6%	0
	John Kasich	45,243	5.3%	0





Analysis

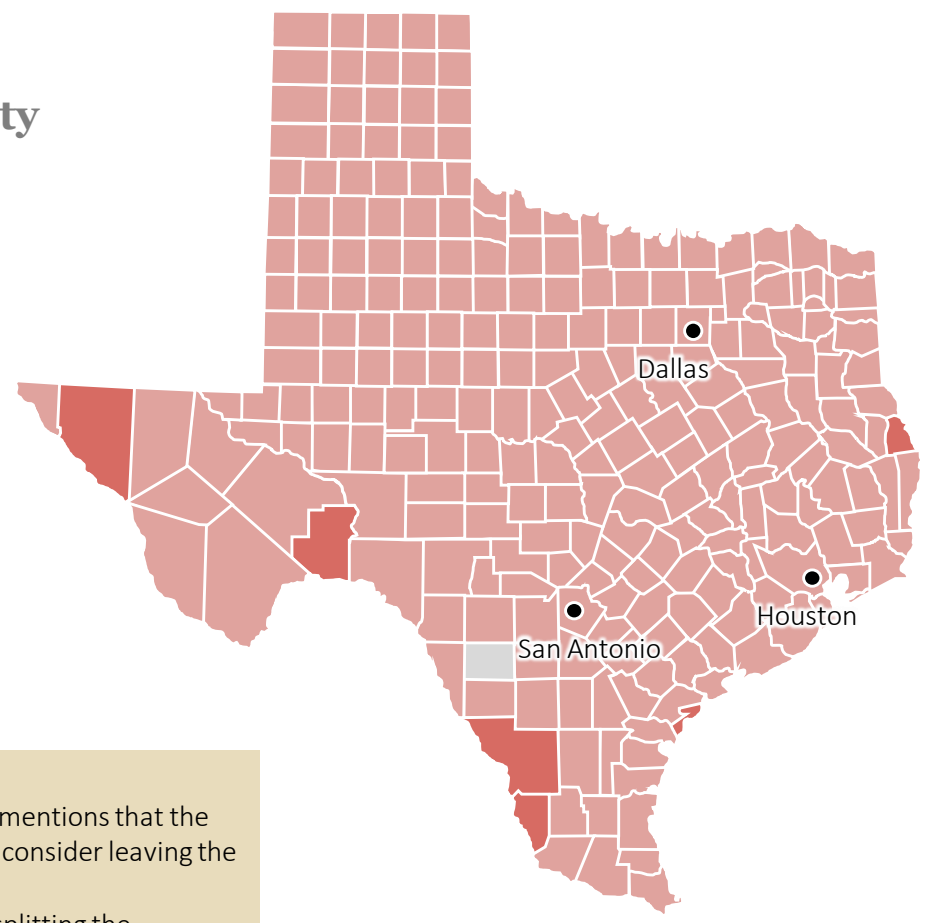
- Trump performed especially well among voters who think somebody outside of the establishment should be the next president.
- Trump won about 45% of voters without a college degree; he also won approximately 46% of voters with an income below \$50,000.
- While Cruz came in second in total votes, he did not win any county-level contests.

Sources: Washington Post, "Super Tuesday state results," CNN Politics, "Tennessee Exit Polls"

Cruz Wins His Home State and Calls for Other Candidates to Unite Against Trump


Texas GOP Primary Results, by County

Legend	Candidate	Votes	Pct.	Delegates
	Ted Cruz	1,239,370	43.8%	104
	Donald Trump	757,618	26.7%	48
	Marco Rubio	502,223	17.7%	3
	John Kasich	120,257	4.2%	0
	Ben Carson	117,780	4.2%	0



Analysis



- After winning his home state and neighboring Oklahoma, **Ted Cruz** mentions that the other candidates in the race, who have not yet won a state, should consider leaving the race.
- Cruz says the only way to stop **Donald Trump** is to unite instead of splitting the delegates among several other candidates.

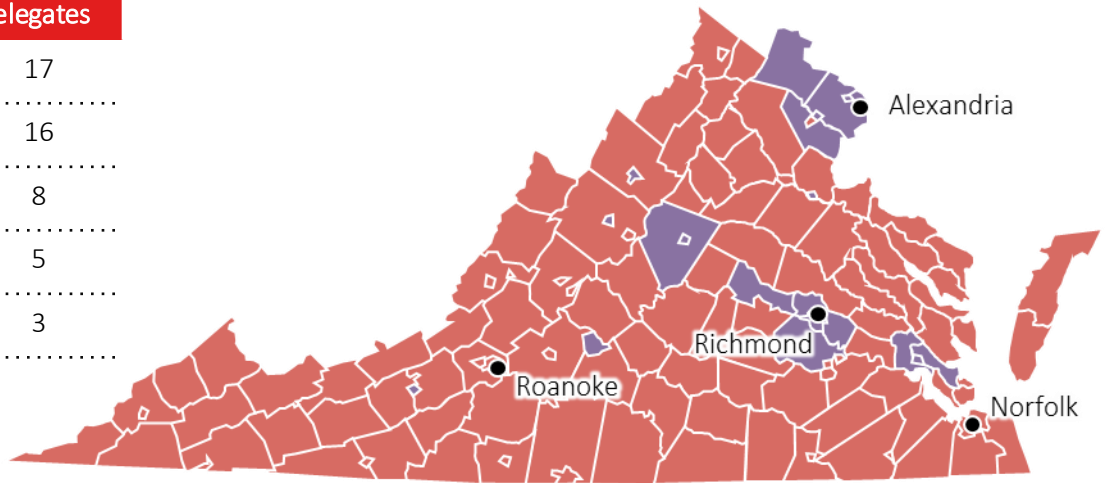
 No votes reported.

Sources: The Washington Post, "Super Tuesday State Results," Campaign 2016, March 2, 2016; Lily Mihalik, Anthony Pesce, and Ben Welsh, "Live Results from the Texas Primary," Los Angeles Times, March 1, 2016; David A. Graham, "Trump's Super Tuesday," The Atlantic, March 2, 2016; US Census Texas County Map February 19, 2016.

Trump Manages a Significant Win in Virginia, Rubio Challenges Trump But Falters Outside of Cities

Virginia GOP Primary Results, by County and Municipality

Legend	Candidate	Votes	Pct.	Delegates
	Donald Trump	355,960	34.7%	17
	Marco Rubio	327,042	31.9%	16
	Ted Cruz	173,193	16.9%	8
	John Kasich	96,519	9.4%	5
	Ben Carson	60,093	5.9%	3





Analysis

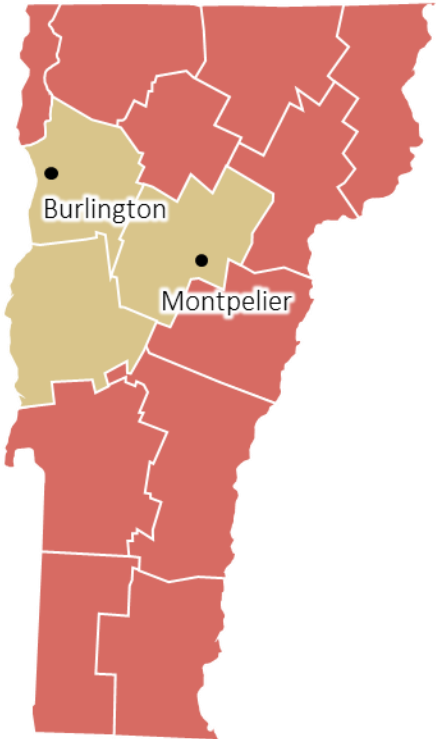
- Rubio put up a strong fight in the Virginia suburbs of Washington D.C. as well as in the denser areas of Charlottesville, Williamsburg, and Richmond.
- Trump scored large, decisive wins in both the Blue Ridge to the west and the Eastern Coast, but his major weaknesses in cities exposes a hole in his campaign strategy.
- Votes for Carson, Cruz, and Kasich collectively made up nearly one-third of votes cast, pulling a large portion of votes away from the two front-runners.

Sources: Wilson Andres, Matthew Bloch, Jeremy Bowers, and Tim Giratikanon, "Virginia Primary Results," The New York Times, March 2, 2016; The Washington Post "Super Tuesday state results," March 2, 2016.

Trump Narrowly Edges Kasich in Vermont

Vermont GOP Primary Results, by County

Legend	Candidate	Votes	Pct.	Delegates
	Donald Trump	19,968	32.7%	8
	John Kasich	18,543	30.4%	8
	Marco Rubio	11,778	19.3%	0
	Ted Cruz	5,929	9.7%	0
	Ben Carson	2,544	4.2%	0



Analysis

- According to exit polls, many Trump supporters had made their decision to vote for him more than a month ago.
- Kasich's frequent visits to Vermont evidently made an impact, as nearly 40% of voters made their decision to vote for Kasich within the days leading up to the primary.

Sources: Washington Post, "Super Tuesday state results"; Dave Green, "Vermont Exit Polls: Sanders Swamps Clinton Across Board."





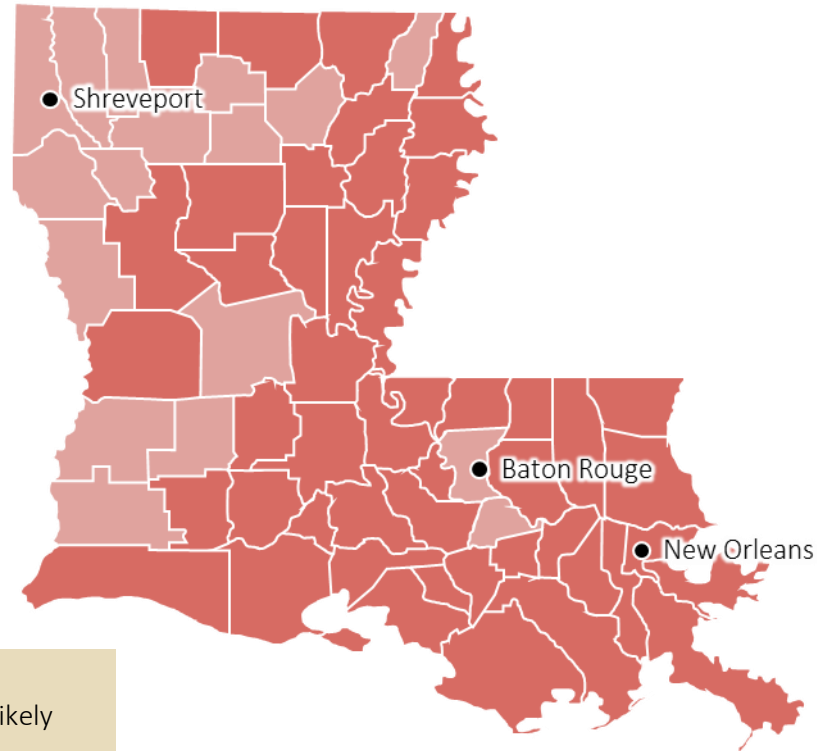
March States



Trump Edges Out Cruz in Louisiana, Rubio's Distant Third Challenges Campaign Future

Louisiana GOP Primary Results, by County

Legend	Candidate	Votes	Pct.	Delegates
	Donald Trump	124,818	41.4%	25
	Ted Cruz	113,949	37.8%	18
	Marco Rubio	33,804	11.2%	0
	John Kasich	19,355	6.4%	0



Analysis

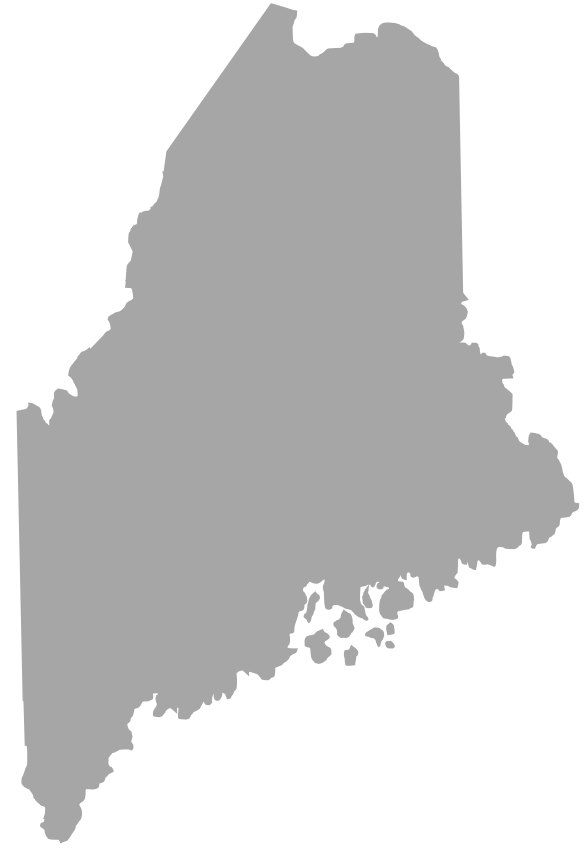
- Cruz did exceptionally well in northern and western portions of Louisiana, most likely riding on spillover support from his neighboring home state of Texas.
- Trump won by wide margins in the Southern portions of the state, with large support around New Orleans.
- Rubio struggled to produce double-digit support anywhere outside of New Orleans, reproducing his now established pattern of consolidating his support in cities.

Sources: Wilson Andres, Matthew Bloch, Jeremy Bowers, and Tim Giratikanon, "Louisiana Primary Results," The New York Times, March 7, 2016; The Washington Post "Louisiana Primary Election Results," March 7, 2016.

Ted Cruz Scores a Win in Maine, Rubio Falls Behind Kasich in Fourth Place Finish

Maine GOP Caucuses Results

Candidate	Votes	Pct.	Delegates
Ted Cruz	8,550	45.9%	12
Donald Trump	6,070	32.6%	9
John Kasich	2,270	12.2%	2
Marco Rubio	1,492	8.0%	0

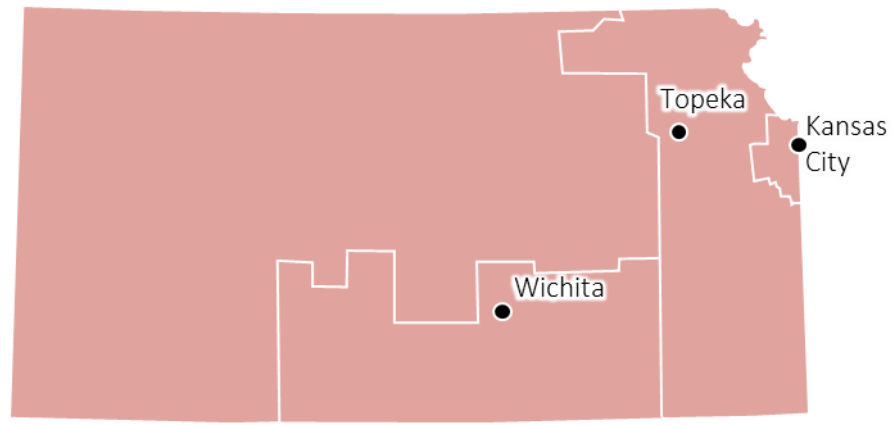


Sources: Wilson Andres, Matthew Bloch, Jeremy Bowers, and Tim Giratikanon, "Maine Primary Results," The New York Times, March 7, 2016; The Washington Post "Maine Primary Election Results," March 7, 2016.

Surprising Turnout in Kansas GOP Caucuses Helps Cruz Pummel Trump by 25 Points

Kansas GOP Caucuses Results, by County

Legend	Candidate	Votes	Pct.	Delegates
■	Ted Cruz	35,207	48.2%	24
	Donald Trump	17,062	23.3%	9
	Marco Rubio	12,189	16.7%	6
	John Kasich	7,795	10.7%	1



Analysis

- Turnout for the caucuses was almost double than in 2012.
- Trump showed a rare third-place showing behind Marco Rubio in the 3rd district, comprised of the Kansas portion of Kansas City.
- Trump’s strong stance on immigration may have hurt him in Wichita, a city that has a 20 percent Hispanic population. Cruz beat Trump in this district by 36 points.

Sources: Wilson Andres, Matthew Bloch, Jeremy Bowers, and Tim Giratikanon, “Kansas Primary Results,” The New York Times, March 7, 2016; The Washington Post “Kansas Primary Election Results,” March 7, 2016; Jonathan Martin, “Ted Cruz Keeps Up Pressure on Donald Trump; Bernie Sanders Takes 2 on Super Saturday,” The New York Times, March 5, 2016.

Rubio Scores Second Win in Puerto Rico

Puerto Rico GOP Primary Results

Candidate	Votes	Pct.	Delegates
Marco Rubio	27,485	73.8%	23
Donald Trump	5,052	13.6%	0
Marco Rubio	3,340	9.0%	0
John Kasich	516	1.4%	0


*Puerto Rico does not participate in the general election for president but holds a primary for both the Republican and Democratic nomination processes.

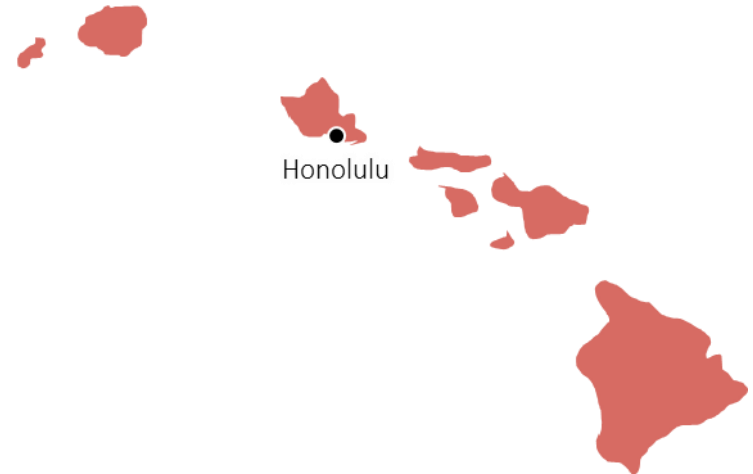


Sources: CNN Politics, "2016 Election Center – Puerto Rico," March 6, 2016.

Rubio and Kasich Did Not Win Any Delegates in Hawaii

Hawaii GOP Caucus Results, by County

Legend	Candidate	Votes	Pct.	Delegates
	Donald Trump	6,805	43.4%	11
	Ted Cruz	5,063	32.3%	7
	Marco Rubio	2,068	13.2%	1
	John Kasich	1,566	10.0%	0





Analysis

- In an interview with Hawaii News Now, Trump said that Hawaii is “very important” and then praised his hotel in Waikiki
- Senator Sam Slom had called on Hawaii Republicans to support Ted Cruz before the caucuses

Sources: The Washington Post, “Hawaii Caucus Election Results,” Campaign 2016, March 9, 2016; CNN, “2016 Election Center: Hawaii,” March 9, 2016; US Census Hawaii County Map, March 4, 2016; Chris D’Angelo, “Trump Triumphant in Hawaii Republican Caucus,” Huffington Post, March 9, 2016.

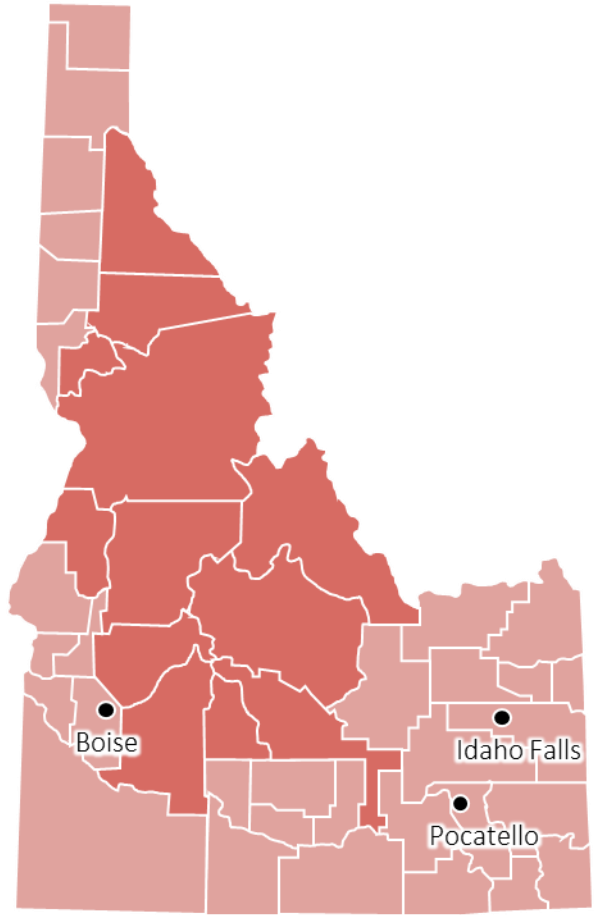
Ted Cruz Takes Idaho By Wide Margin

Idaho GOP Primary Results, by County

Legend	Candidate	Votes	Pct.	Delegates
	Ted Cruz	100,742	45.4%	20
	Donald Trump	62,278	28.1%	12
	John Kasich	35,347	15.9%	0
	Marco Rubio	16,517	7.4%	0

Analysis




- More than 20% of the vote came from Ada county, home of Boise. Cruz beat Trump here by 10 points.
- In 2012, Idaho held caucuses seeing a turnout slightly over 50,000. This year the state switched to primaries which led to a quadrupling of votes to over 220,000.

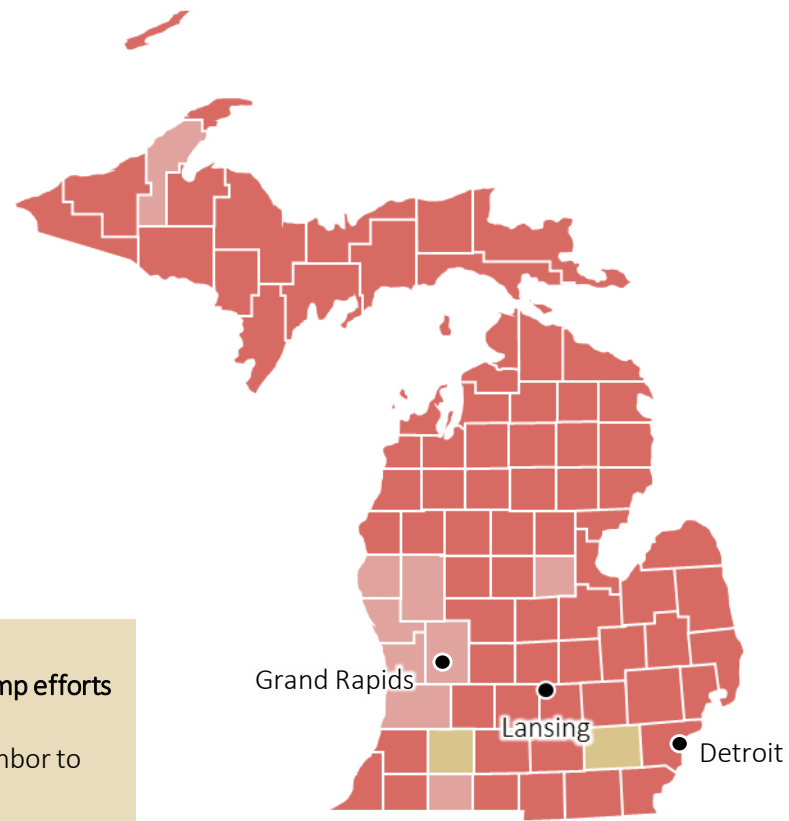


Sources: Wilson Andres, Matthew Bloch, Jeremy Bowers, and Tim Giratikanon, "Idaho Primary Results," The New York Times, March 9, 2016; New York Times, "2012 Idaho Republican Caucuses," March 7, 2012.

Following a Week of Attacks from the GOP Establishment, Trump Wins Big in Michigan

Michigan GOP Primary Results, by County

Legend	Candidate	Votes	Pct.	Delegates
	Donald Trump	483,487	36.5%	25
	Ted Cruz	329,855	24.9%	17
	John Kasich	321,577	24.3%	17
	Marco Rubio	123,646	9.3%	0





Analysis

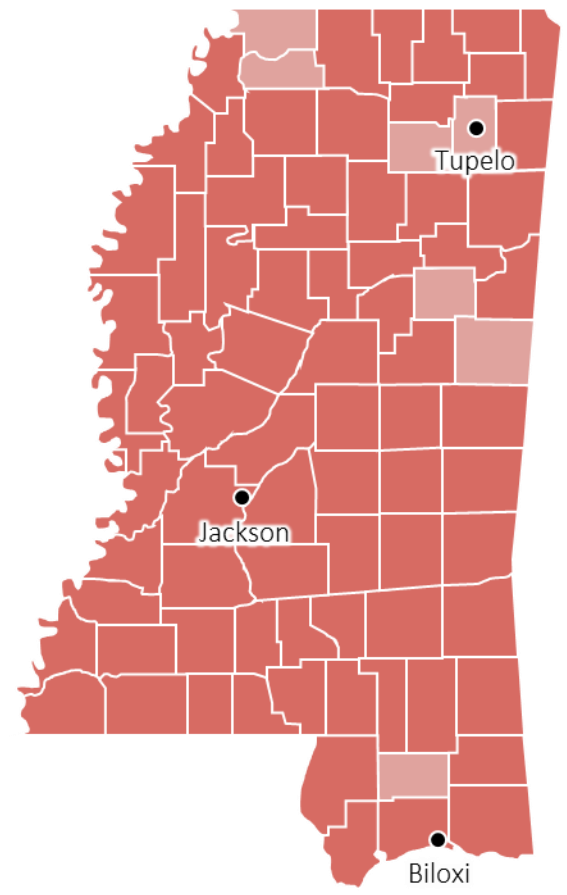
- Donald Trump’s win in Michigan increased the pressure on the GOP’s anti-Trump efforts ahead of the key races on March 15th
- John Kasich was hoping to pull off a surprise win since Michigan is a close neighbor to Ohio

Sources: The Washington Post, “Michigan Primary Election Results,” Campaign 2016, March 9, 2016; CNN, “2016 Election Center: Michigan,” March 9, 2016; US Census Michigan County Map, March 8, 2016; John Whitesides, “Trump Rebounds in White House Race; Sanders Surprises Clinton,” Reuters, March 9, 2016.

Donald Trump Wins in Mississippi, Ted Cruz Makes Strong Second

Mississippi GOP Primary Results, by County

Legend	Candidate	Votes	Pct.	Delegates
	Donald Trump	191,755	47.3%	25
	Ted Cruz	147,065	36.3%	15
	John Kasich	35,817	8.8%	0
	Marco Rubio	20,768	5.1%	0





Analysis

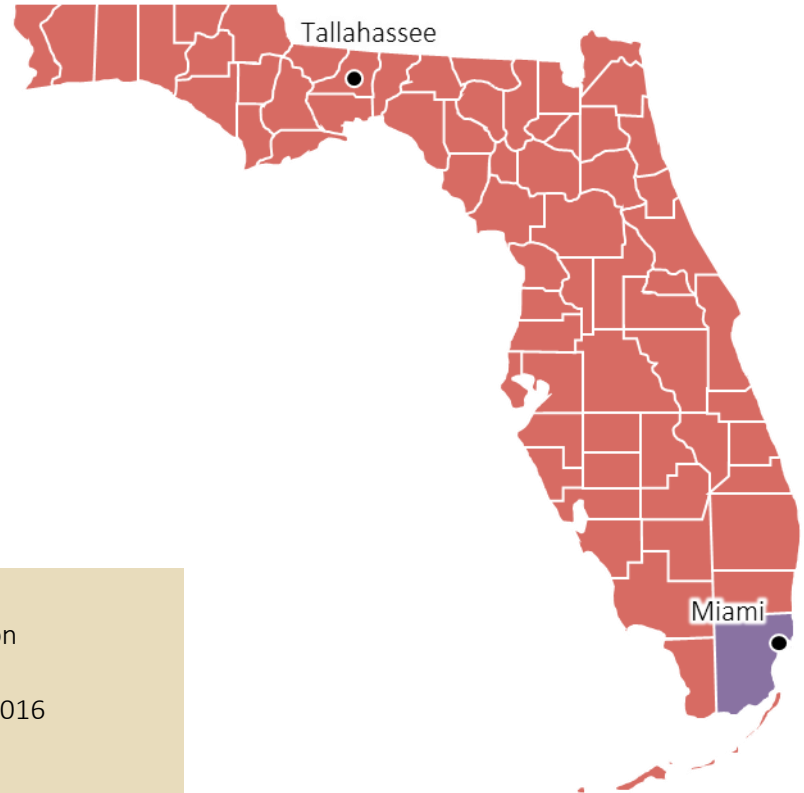
- While Donald Trump scored the majority of the vote in many counties, **none of Ted Cruz's county wins were with 50% or more of the vote.**
- Marco Rubio's campaign shows signs of growing problems as he was largely unable to escape fourth-place finishes behind Kasich even in the state's cities.

Sources: Wilson Andres, Matthew Bloch, Jeremy Bowers, and Tim Giratikanon, "Mississippi Primary Results," The New York Times, March 9, 2016

Rubio Suspends Florida Campaign After Loss to Trump

Florida GOP Primary Results, by County

Legend	Candidate	Votes	Pct.	Delegates
	Donald Trump	1,077,221	45.7%	99
	Marco Rubio	636,653	27.0%	0
	Ted Cruz	403,640	17.1%	0
	John Kasich	159,412	6.8%	0





Analysis

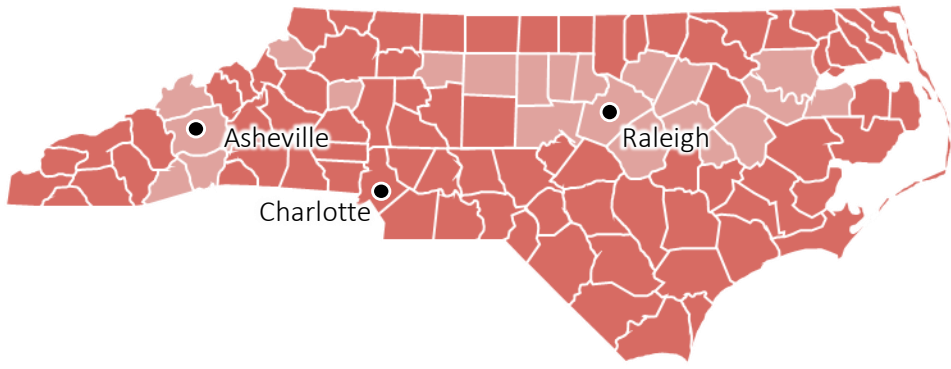
- **Donald Trump** won a little under half the votes in Florida’s primary election
- Florida is home to a large population of immigrants from Cuba
- Following Trump’s win in Florida, **Marco Rubio** officially drops out of the 2016 presidential race

Sources: CNN, “Florida,” 2016 Election Center, March 16, 2016; US Census Florida County Map, March 10, 2016.

Donald Trump Wins North Carolina With Ted Cruz at a Very Close Second

North Carolina GOP Primary Results, by County

Legend	Candidate	Votes	Pct.	Delegates
	Donald Trump	458,151	40.2%	29
	Ted Cruz	418,650	36.8%	27
	John Kasich	144,299	12.7%	9
	Marco Rubio	87,858	7.7%	6






Analysis

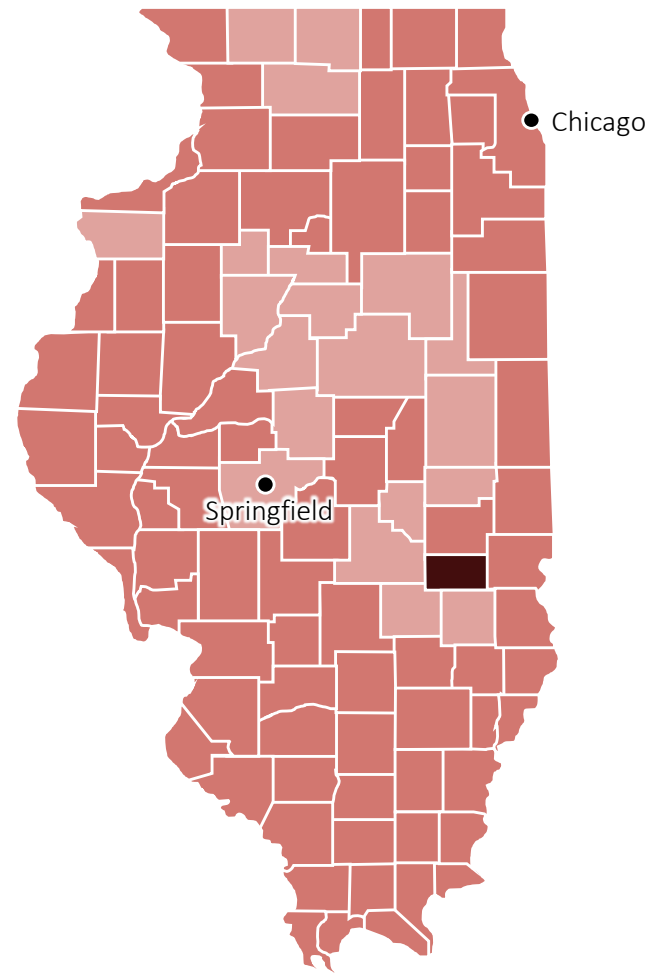
- Donald Trump won Mecklenberg County, home to Charlotte, with barely a third of the vote as voters were fairly evenly divided between all four candidates.
- Ted Cruz did surprisingly well in the central portions of the state, home to fewer evangelicals and more college graduates than other portions of the state.

Sources: Wilson Andrews, Matthew Bloch, Jeremy Bowers and Tom Giratikanon, "New York Times Primary Results and Calendar," The New York Times, March 16, 2016; Kevin Schaul and Samuel Granados, "US Primary Results by State," Washington Post, March 16, 2016.

Even After Last Week's Chicago Trump Rally Was Cancelled, Trump Wins in Illinois

Illinois GOP Primary Results, by County

Legend	Candidate	Votes	Pct.	Delegates
	Donald Trump	559,916	38.8%	54
	Ted Cruz	434,038	30.3%	9
	John Kasich	282,874	19.7%	6
	Marco Rubio	124,568	8.7%	0
	Tie			





Analysis

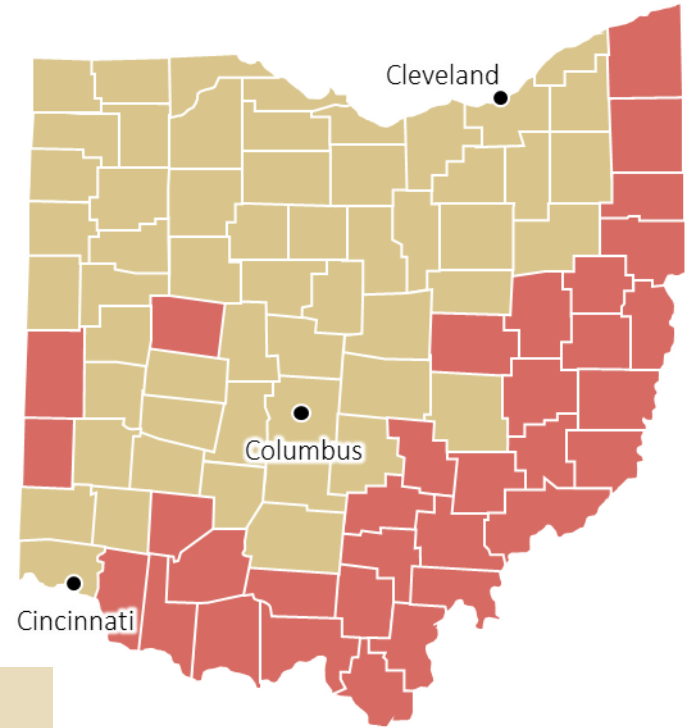
- Donald Trump **won in Illinois by a comfortable margin** even after his Chicago rally event was cancelled due to violence
- Trump's victory fits into the general narrative of Trump being able to weather controversies without it significantly affecting his support
- Ted Cruz's strong second-place performance over John Kasich in a Mid-western state reinforces that Ted Cruz's appeal extends outside of the South and **he will remain the chief challenger to Donald Trump**

Sources: U.S. Census Illinois County Map; The New York Times, "Illinois Primary Results," March 16, 2016; Allan Rappeport, "Donald Trump Wins Illinois," The New York Times, March 15, 2016; CNN, "Illinois Primary Results," March 16, 2016.

Kasich Wins His Home State, Trump Puts Up Strong Fight in the East

Ohio GOP Primary Results, by County

Legend	Candidate	Votes	Pct.	Delegates
	John Kasich	956,859	46.8%	66
	Donald Trump	727,832	35.7%	0
	Ted Cruz	267,581	13.1%	0
	Marco Rubio	59,345	2.9%	0





Analysis

- Donald Trump’s strong support in the east could be a preview of future primaries in the border states of West Virginia and Pennsylvania.
- John Kasich enjoyed his strongest support in the “three C’s”: Cleveland, Cincinnati, and Columbus.

Sources: Wilson Andrews, Matthew Bloch, Jeremy Bowers and Tom Giratikanon, “New York Times Primary Results and Calendar,” The New York Times, March 16, 2016; Kevin Schaul and Samuel Granados, “US Primary Results by State,” Washington Post, March 16, 2016.

Cruz Campaign Eligible for a Recount in Missouri, Primary Decided by Less Than 2000 Votes

Missouri GOP Primary Results, by Congressional District

Legend	Candidate	Votes	Pct.	Delegates*
	Donald Trump	382,093	40.9%	37
	Ted Cruz	380,367	40.7%	15
	John Kasich	92,533	9.9%	0
	Marco Rubio	57,006	6.1%	0

*Current delegate allocation, may change if a recount is requested.

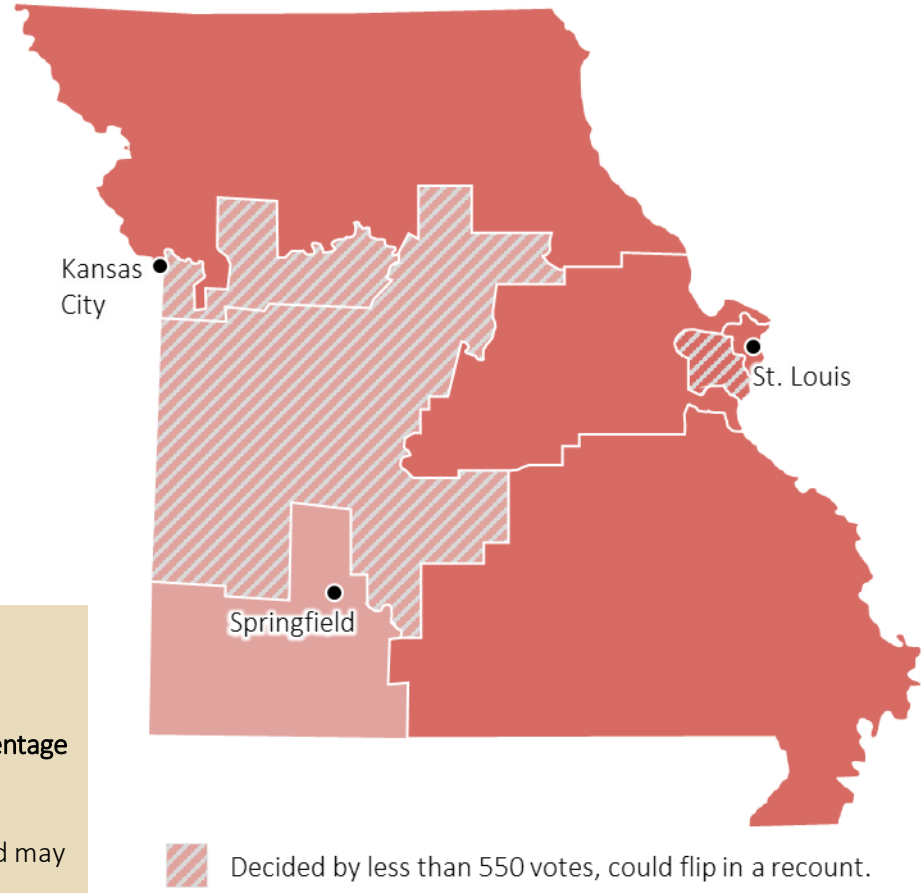
Delegate Allocation

12 delegates allocated to winner of statewide vote

5 delegates allocated for each congressional-level win

Analysis



- Missouri law states that a recount must be provided at the request of a candidate who has lost by less than half of one percentage point.
- Congressional districts 2, 4, and 5 were all decided by less than one percentage point, less than 550 votes in each case. These three districts each have a reasonable likelihood of flipping during a recount.
- Military and overseas absentee ballots will be counted through Friday and may further affect current results.

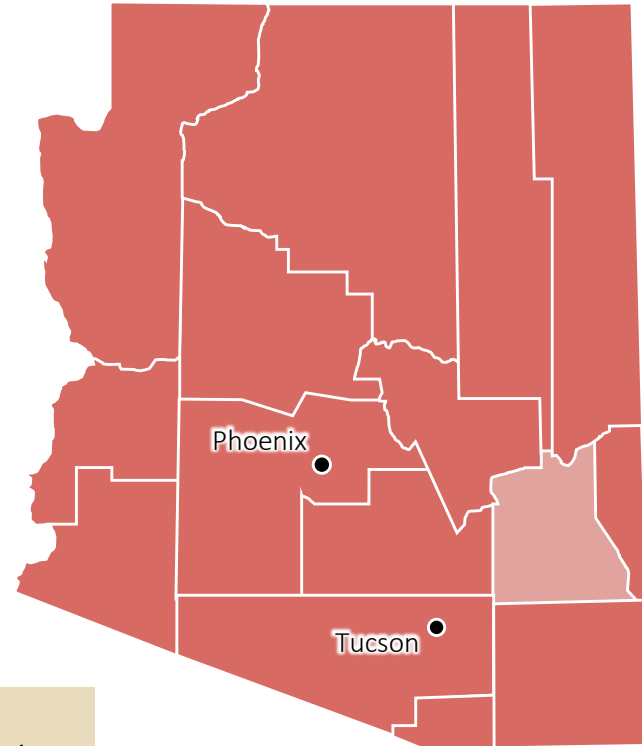


Sources: Missouri Secretary of State, "2016 Presidential Preference Primary, Unofficial Results by Congressional Districts," March 16, 2016; KSPR News, "Missouri GOP Announces Plan for Awarding Delegates Won in Primary," KSPR ABC33, March 17, 2016.

Trump Continues to Dominate the GOP Field and Walks Away With a Win in Arizona

Arizona Primary Results, by County

Legend	Candidate	Votes	Pct.	Delegates
	Donald Trump	239,916	47.1%	58
	Ted Cruz	132,147	24.7%	0
	John Kasich	53,040	10.0%	0



Analysis

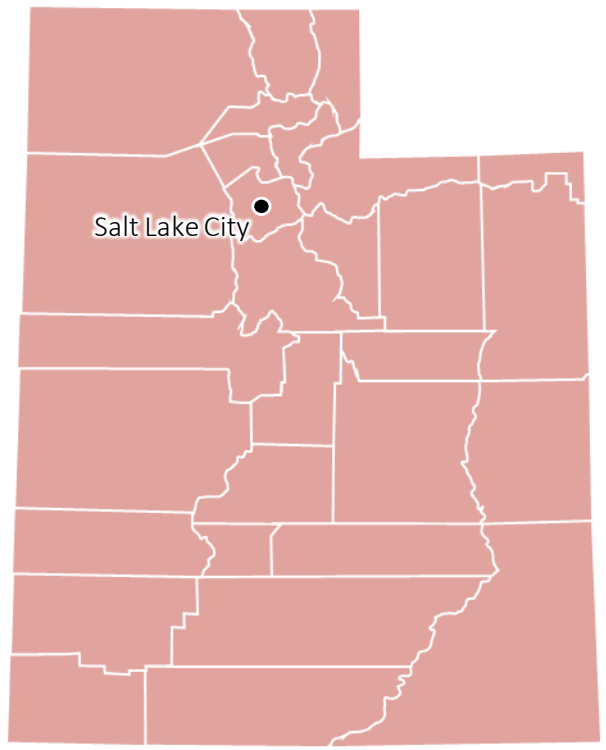
- Due to Arizona’s primary being winner-take-all, **Trump walked away with 58 delegates**
- **Trump’s victory in Arizona was expected** after his tough stance on immigration lined up with many of the residents in Arizona
- Marco Rubio formally dropped out of the race a week before the primary, but received about 17,000 more votes than John Kasich

Sources: The New York Times, “Arizona Primary Results,” Election 2016, March 23, 2016; US Census Arizona County Map, March 15, 2016; Dan Nowicki, “Trump Wins Arizona Republican Primary; Cruz Takes Utah,” USA Today, March 23, 2016.

Ted Cruz Wins Utah After Trump Inadvertently Alienates Mormon Community

Utah GOP Caucuses Results, by County

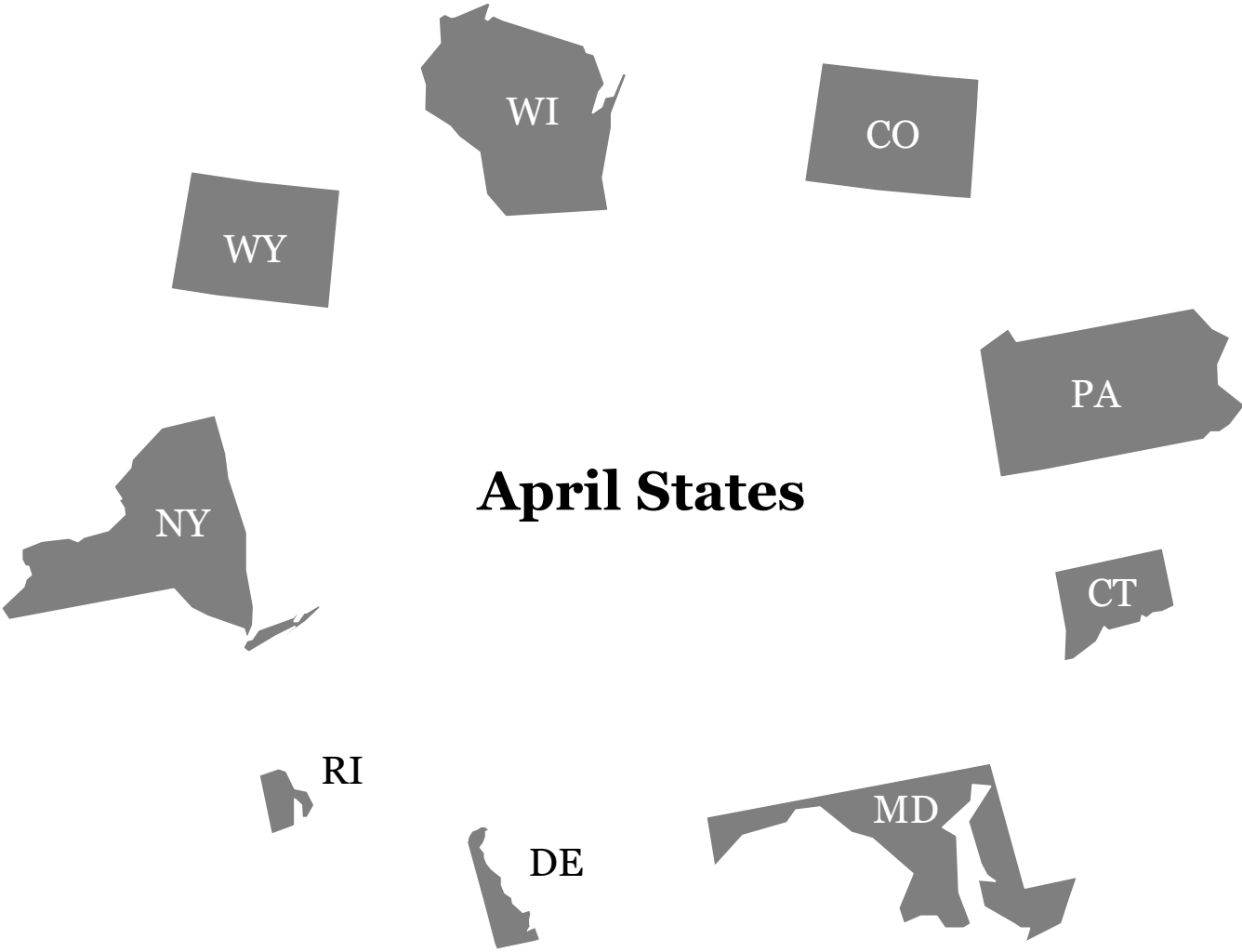
Legend	Candidate	Votes	Pct.	Delegates
■	Ted Cruz	118,904	69.2%	40
	John Kasich	29,015	16.9%	0
	Donald Trump	23,984	14.0%	0



Analysis

- Many qualities that strengthen Trump’s appeal in other states hurt him deeply amongst **Mormons in Utah**. From his frequent dirty remarks to his hard stance against immigration, most of Trump’s hallmarks are fundamentally opposite of Mormon history and values.





Sources: Wilson Andres, Matthew Bloch, Jeremy Bowers, and Tim Giratikanon, “Utah Primary Results,” *The New York Times*, March 23, 2016; *The Washington Post* “Utah Primary Election Results,” March 23, 2016; Jack Jenkins, “How Donald Trump Could End the Republican Lock on the Mormon Vote,” *The Atlantic*, March 22, 2016.

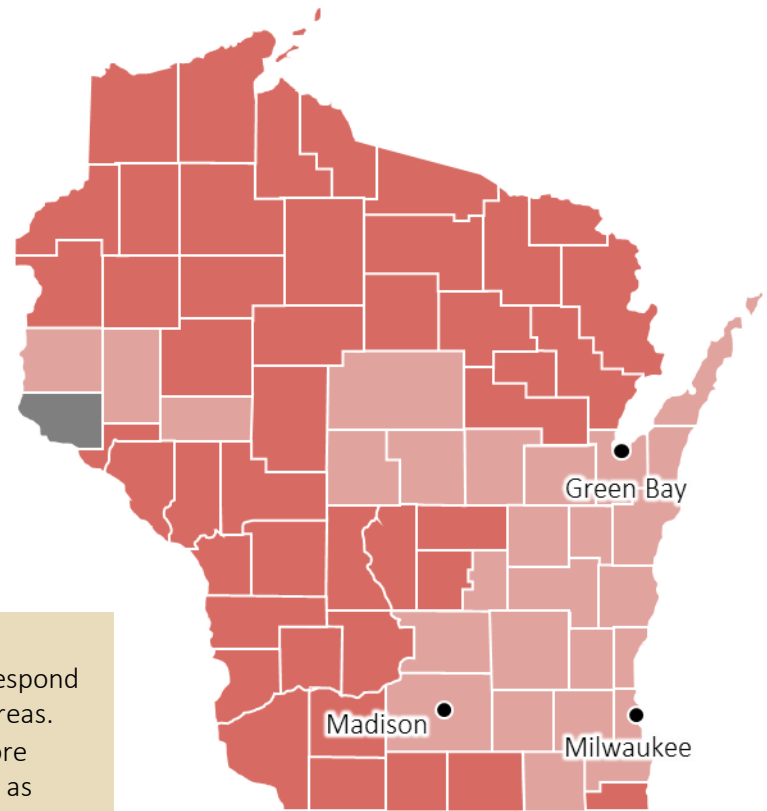


April States

Ted Cruz Beats Donald Trump Wisconsin, Reigniting Possibilities of a Contested Convention

Wisconsin GOP Primary Results, by County

Legend	Candidate	Votes	Pct.	Delegates
	Ted Cruz	531,129	48.2%	36
	Donald Trump	386,290	35.1%	6
	John Kasich	155,200	14.1%	-
	Tie (Cruz-Trump)			



Analysis

- Donald Trump’s support in the northern and western portions of the state correspond to **high populations of lower-income and less educated voters** located in these areas.
- Ted Cruz support along the shores of Lake Michigan is notable as this area is more affluent and educated than other portions of the state. Some credit these votes as **votes against Donald Trump rather than in support of a Ted Cruz presidency.**
- **John Kasich did worse than many expected.** While his best showing was in the university town of Madison, he failed to escape single digits in many counties.

Sources: Wilson Andrews, Matthew Bloch, Jeremy Bowers and Tom Giratikanon, “Wisconsin Primary Results,” *The New York Times*, April 6, 2016; CNN “Wisconsin Exit Polls,” CNN Election Center, April 6, 2016; Niall Stange, “5 Takeaways from Wisconsin,” *The Hill*, April 6, 2016.

Cruz Organizes Ground Game to Win Colorado Caucuses Without a Presidential Preference Vote

Colorado GOP Caucus Structure and Results

The Colorado Republican Party does not hold a presidential preference vote. Instead, delegates are elected directly through several rounds of caucuses at the county, congressional district and state level. Delegates can sign public pledges to support a candidate before voting takes place or they can choose to remain unbound throughout the process.

March
1

Precinct Caucuses

This is the first round of caucusing where delegates are elected to either the county or congressional level assemblies. There is no formal system in place to decide how participant’s presidential preferences are translated to delegates that move on from the precinct level. Delegates must participate in their local precinct caucuses to be eligible to participate in later caucuses and conventions.

March
1-26

County Assemblies

Each county holds assemblies to elect delegates that advanced from precinct caucuses to either their congressional district convention or to the state convention.

April
2-8

Congressional District Conventions

Each congressional district is responsible for allocating 3 national convention delegates as well as 3 alternates from the pool of eligible delegates elected from the county or precinct level caucuses.

April
9

Colorado State Republican Convention

The state convention elects 13 eligible delegates to the national convention from the pool of delegates elected from county or precinct level caucuses.

Delegate Count

30 7




Ted Cruz Uncommitted

*4 officially uncommitted delegates are expected to support Ted Cruz.

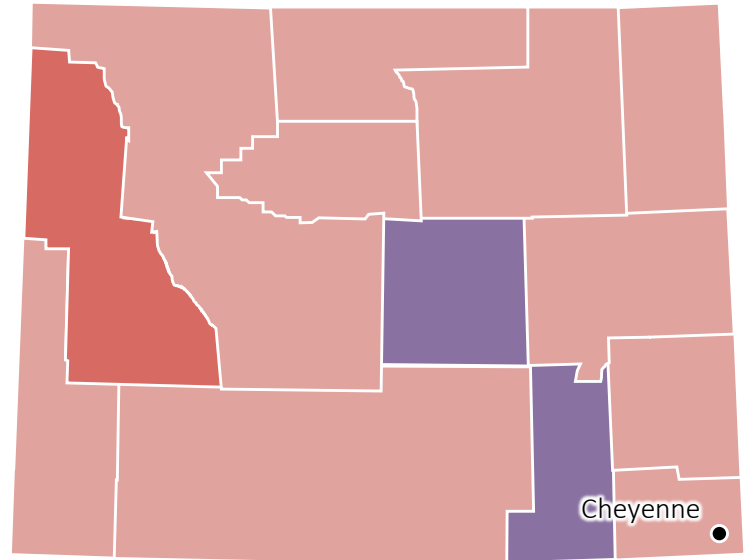
Sources: The Green Papers Staff, “Colorado Republican Presidential Nominating Process,” April 11, 2016; Frontloading HQ, “2016 Republican Delegate Allocation: Colorado,” December 9, 2015; Michelle Moons, “Ted Cruz Wins Big for Colorado Delegates,” Breitbart, April 8, 2016.

Cruz Wins First Delegate Pool in Wyoming in March, Sweeps Delegates at State Convention in Mid-April

Wyoming GOP Caucus Results, by County

Legend	Candidate	Votes*	Pct.	Delegates
	Ted Cruz	644	66.3%	23
	Marco Rubio	189	19.5%	1
	Donald Trump	70	7.2%	1
	John Kasich	0	0	0

*Vote totals are eligible precinct committeemen and women.





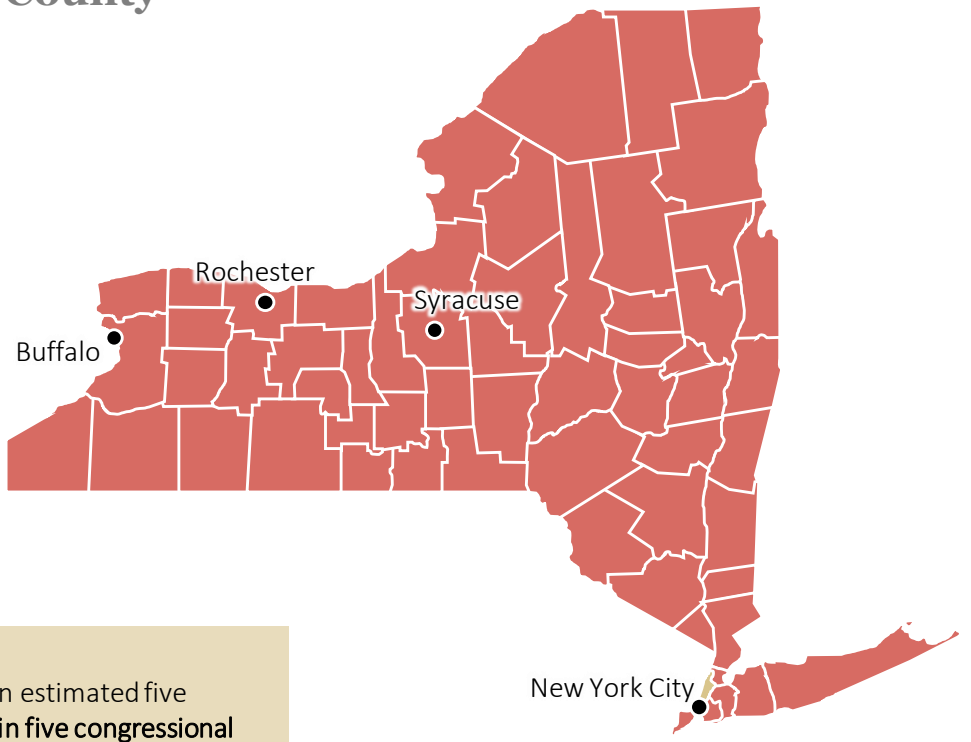
- The Wyoming Republican Party held county conventions on March 12 to choose 12 of the state’s 29 total delegates. **Counties are paired and select one national delegate and one alternate delegate.** (Laramie county, the state’s most populous county is unpaired and selects both of these delegates alone.)
- Delegates can **sign public pledges to support a candidate** before voting takes place or they **can choose to remain unbound throughout the process.**
- Eligible precinct committeemen and women convened on **April 16** at the Wyoming State Republican Convention to **choose another 14 national delegates, all of which went to Ted Cruz.** The final 3 delegates are Wyoming party leaders and proceed to the national convention unbound to any candidate.

Sources: The Green Papers Staff, “Wyoming Republican Presidential Nominating Process,” April 11, 2016; Frontloading HQ, “2016 Republican Delegate Allocation: Wyoming,” December 27, 2015; Wilson Andrews, Matthew Bloch, Jeremy Bowers, and Tom Giratikanon, “Wyoming Caucus Results,” The New York Times, June 15, 2016.

Donald Trump Sweeps New York, John Kasich Rallies Support to Prevent a Blowout

New York GOP Primary Results, by County

Legend	Candidate	Votes	Pct.	Delegates
	Donald Trump	524,932	60.4%	89
	John Kasich	217,904	25.1%	6
	Ted Cruz	126,151	14.5%	0



Analysis

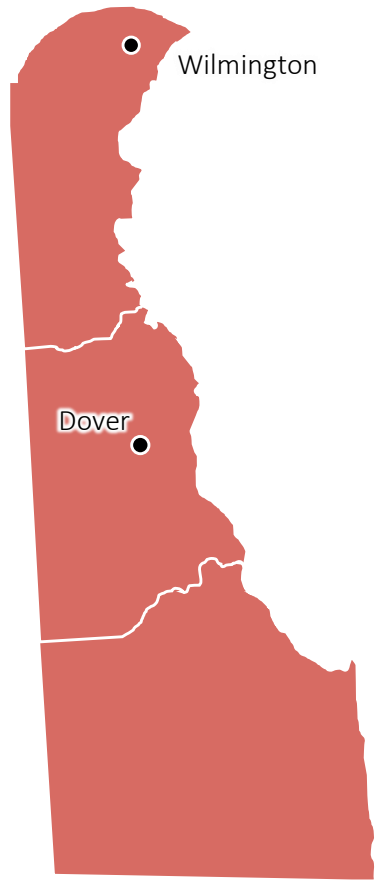
- While John Kasich only won one county, he is expected to earn an estimated five delegates **after preventing Trump from reaching 50% of the vote in five congressional districts across the state.**
- Donald Trump did his best in New York City and Long Island, **capturing almost 70% of the vote in each county except Manhattan.**

Sources: Wilson Andrews, Matthew Bloch, Jeremy Bowers and Tom Giratikanon, "New York Primary Results," *The New York Times*, April 20, 2016; *The Green Papers*, "New York Republican Presidential Nominating Process," April 20, 2016.

Donald Trump Wins Delaware Primary

Delaware GOP Primary Results, by County

Legend	Candidate	Votes	Pct.	Delegates
■	Donald Trump	42,472	60.8%	16
	John Kasich	14,225	20.4%	-
	Ted Cruz	11,110	15.9%	-



Analysis

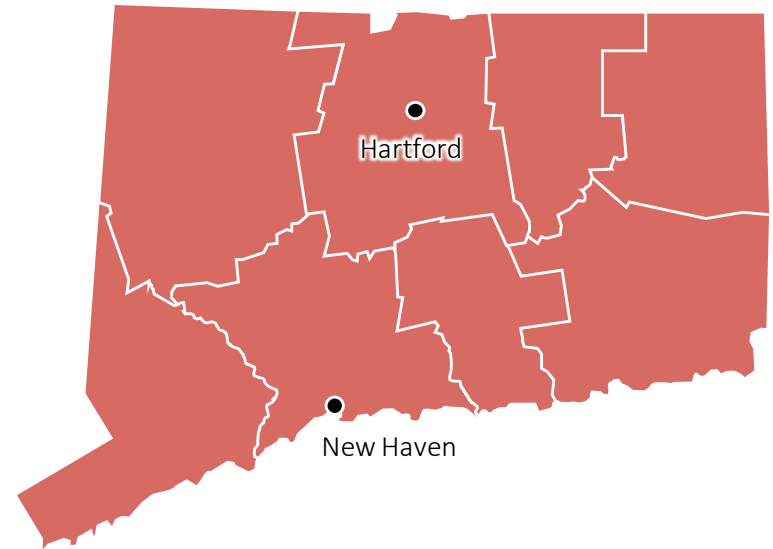
- In the past three competitive Republican presidential primaries, the eventual nominee has won Delaware.

Sources: Wilson Andrews, Matthew Bloch, Jeremy Bowers and Tim Giratikanon, "Delaware Primary Results," *The New York Times*, April 27, 2016; *The Guardian*, "Live Election Results," April 27, 2016.

Trump Continues His Sweep Through the Northeast With a Primary Win in Connecticut

Connecticut GOP Primary Results, by County

Legend	Candidate	Votes	Pct.	Delegates
■	Donald Trump	122,519	57.7%	28
	John Kasich	60,778	28.5%	-
	Ted Cruz	24,987	11.7%	-



Analysis

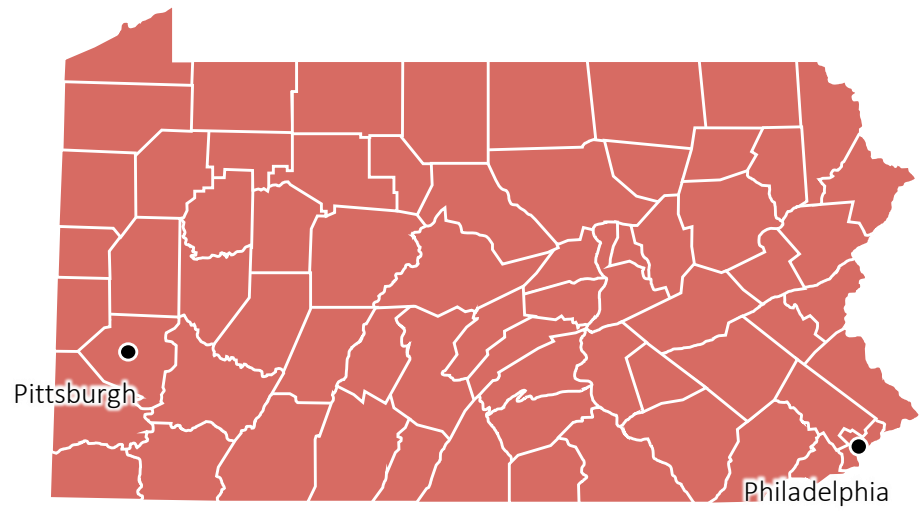
- While many political pundits believe that Donald Trump has a “ceiling” of support at 50%, Trump not only won the majority of votes in the state but he also received more than 50% of the vote in every single county.

Sources: Wilson Andrews, Matthew Bloch, Jeremy Bowers and Tim Giratikanon, “Connecticut Primary Results,” *The New York Times*, April 27, 2016; *The Guardian*, “Live Election Results,” April 27, 2016.

Donald Trump Wins Pennsylvania, But GOP Rules Make Delegate Count Difficult

Pennsylvania GOP Primary Results, by County

Legend	Candidate	Votes	Pct.	Delegates
■	Donald Trump	892,702	56.7%	17
	Ted Cruz	340,201	21.6%	-
	John Kasich	304,793	19.4%	-



Analysis

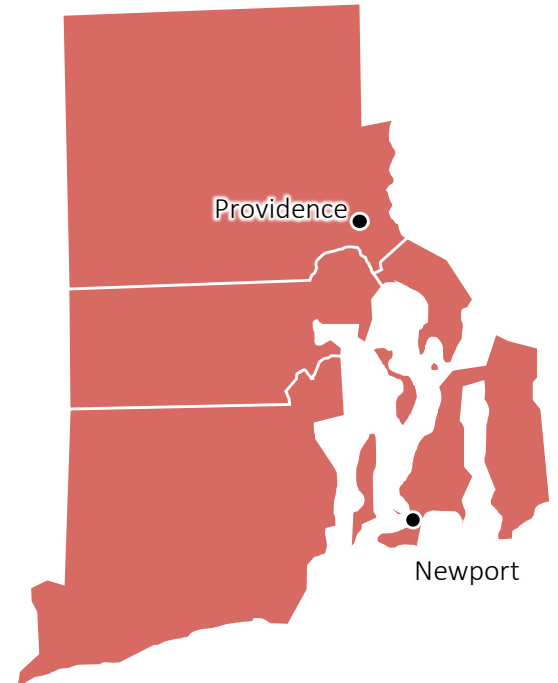
- Donald Trump swept Pennsylvania winning many counties with over 65% of the vote, however only 17 of Pennsylvania’s delegates are pledged to follow the popular vote. **54 delegates will be sent to the convention unbound.**
- Ted Cruz failed to find a strong, concentrated base of support in the state and only managed to mobilize small numbers of voters across many counties.

Sources: Wilson Andrews, Matthew Bloch, Jeremy Bowers and Tim Giratikanon, “Pennsylvania Primary Results,” The New York Times, April 27, 2016.

Donald Trump Performs Strongly in Rhode Island

Rhode Island GOP Primary Results, by County

Legend	Candidate	Votes	Pct.	Delegates
■	Donald Trump	39,059	63.8%	12
	Ted Cruz	14,929	24.4%	5
	John Kasich	6,393	10.4%	2




Analysis

- Donald Trump saw **widespread support across the state, winning every county** and each municipality except Barrington which was won by Kasich.
- John Kasich did his best in Bristol county (southeast of Providence), capturing 35% of the vote.

Sources: Wilson Andrews, Matthew Bloch, Jeremy Bowers and Tim Giratikanon, "Rhode Island Primary Results," The New York Times, April 27, 2016; The Guardian, "Live Election Results," April 27, 2016.

Donald Trump Sweeps Delegates in Maryland

Maryland GOP Primary Results, by County

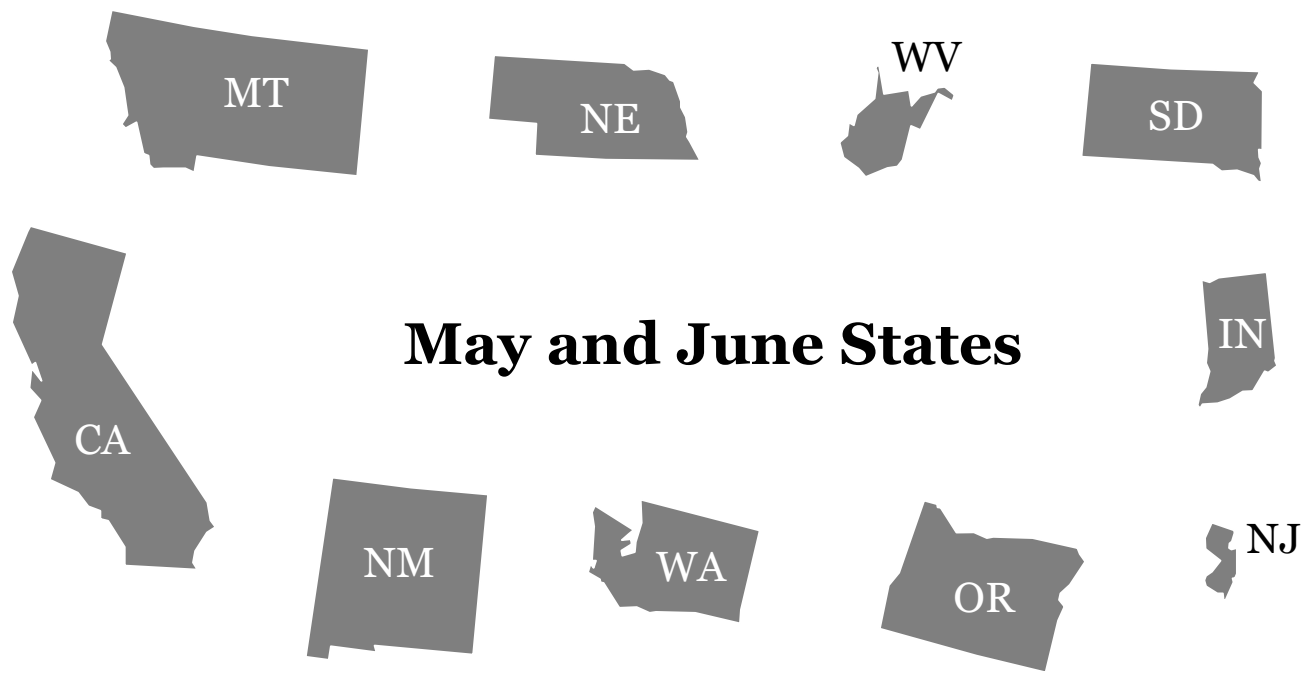
Legend	Candidate	Votes	Pct.	Delegates
	Donald Trump	236,780	54.5%	38
	John Kasich	100,177	23.0%	-
	Ted Cruz	82,130	18.9%	-



Analysis

- Donald Trump did his best on Maryland’s Eastern Shore, mobilizing voters to capture almost 70% of the votes in many counties.
- The suburbs between Baltimore and Washington were hotly contested between all three candidates. Trump was unable to capture more than 50% of the vote in this area.



Sources: Wilson Andrews, Matthew Bloch, Jeremy Bowers and Tim Giratikanon, “Maryland Primary Results,” The New York Times, April 27, 2016.

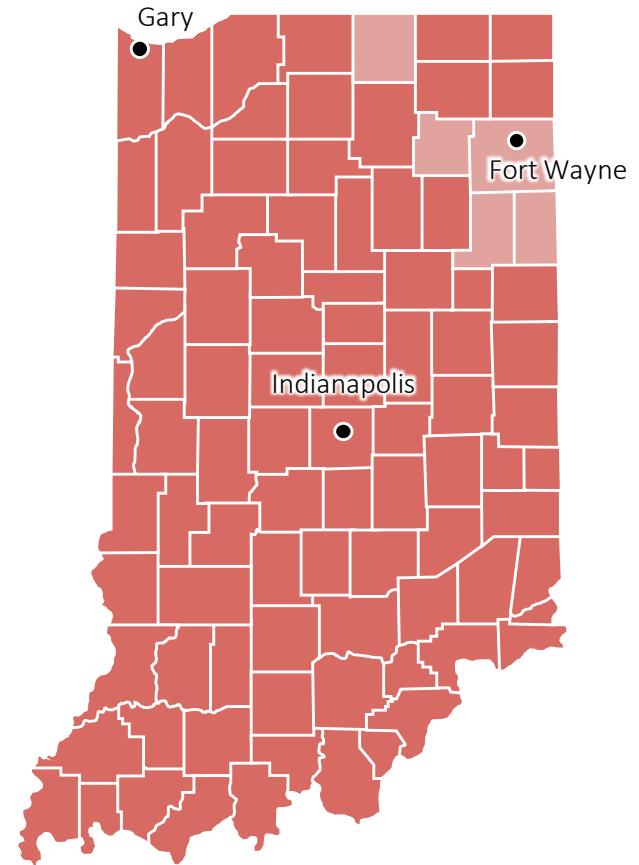


May and June States

Donald Trump Breaks 50% “Ceiling” in Indiana, Causing Ted Cruz to Suspend Presidential Campaign

Indiana GOP Primary Results, by County

Legend	Candidate	Votes	Pct.	Delegates
	Donald Trump	589,416	53.3%	57
	Ted Cruz	405,581	36.6%	-
	John Kasich	83,801	7.6%	-



Analysis

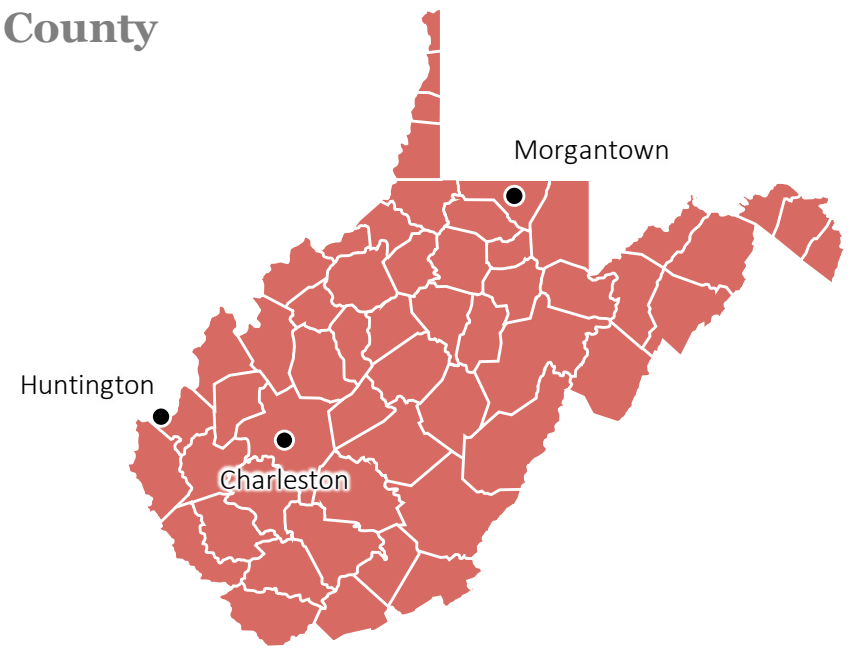
- Ted Cruz’ s support was centered around the Fort Wayne metropolitan area however he posted **better numbers in the surrounding counties than in the city itself.**
- Donald Trump saw deep support across the state, scoring over 60% in many counties.
- Shortly after news outlets projected Trump as the winner, Ted Cruz suspended his presidential campaign

Sources: Wilson Andrews, Matthew Bloch, Jeremy Bowers and Tim Giratikanon, “Indiana Primary Results,” The New York Times, May 4, 2016.

Donald Trump Continues to Pick Up Last Few Delegates In West Virginia to Secure the Nomination

West Virginia GOP Primary Results, by County

Legend	Candidate	Votes	Pct.	Delegates
■	Donald Trump	156,245	77.0%	30
	Ted Cruz	18,208	9.0%	0
	John Kasich	13,685	6.7%	1



Analysis

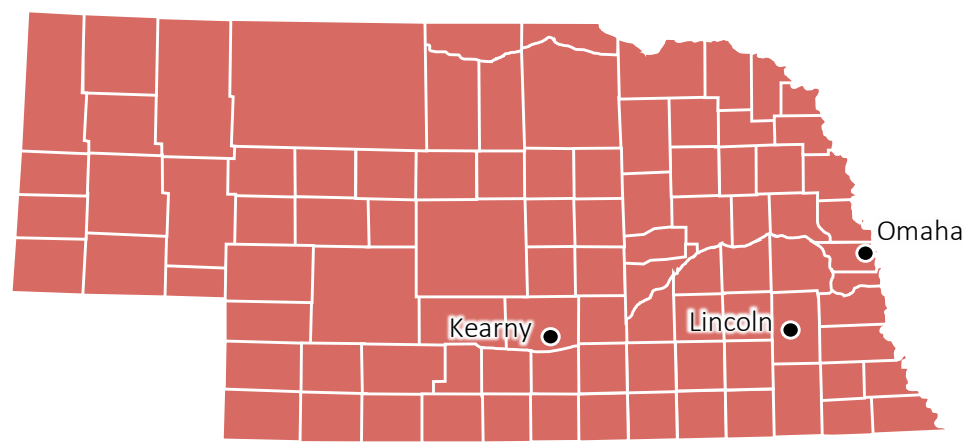
- Donald Trump scored over 80% of the vote in many counties across the state.
- **Trump encountered a bit of pushback in counties with major cities** with roughly 30% of voters casting their vote for the “Never Trump” movement by voting for one of the Republican candidates that has suspended their campaign.

Sources: Wilson Andrews, Matthew Bloch, Jeremy Bowers and Tim Giratikanon, “West Virginia Primary Results,” The New York Times, May 11, 2016.

Donald Trump Wins Nebraska Primary

Nebraska GOP Primary Results, by County

Legend	Candidate	Votes	Pct.	Delegates
■	Donald Trump	121,287	61.4%	36
	Ted Cruz	36,418	18.4%	-
	John Kasich	22,526	11.4%	-



Analysis

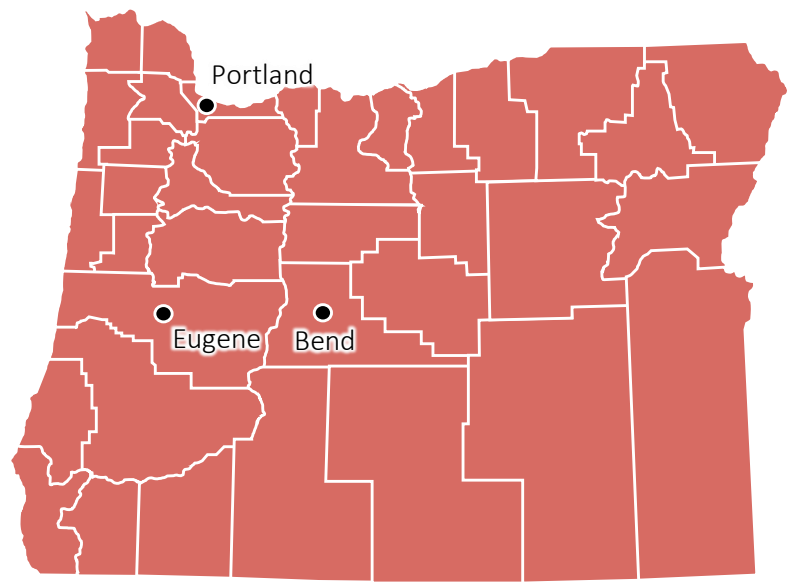
- Donald Trump won the state easily, doing his best in the western portions of the state.
- Trump faced strong opposition in Lancaster County; the only county where he failed to capture the majority of the vote.

Sources: Wilson Andrews, Matthew Bloch, Jeremy Bowers, and Tim Giratikanon, "Nebraska Primary Results," The New York Times, May 11, 2016

Trump Wins Oregon Primary But Cruz and Kasich Still Pick Up Delegates

Oregon GOP Primary Results, by County

Legend	Candidate	Votes	Pct.	Delegates
■	Donald Trump	240,804	66.6%	18
	Ted Cruz	61,590	17.0%	5
	John Kasich	59,096	16.3%	5



Analysis

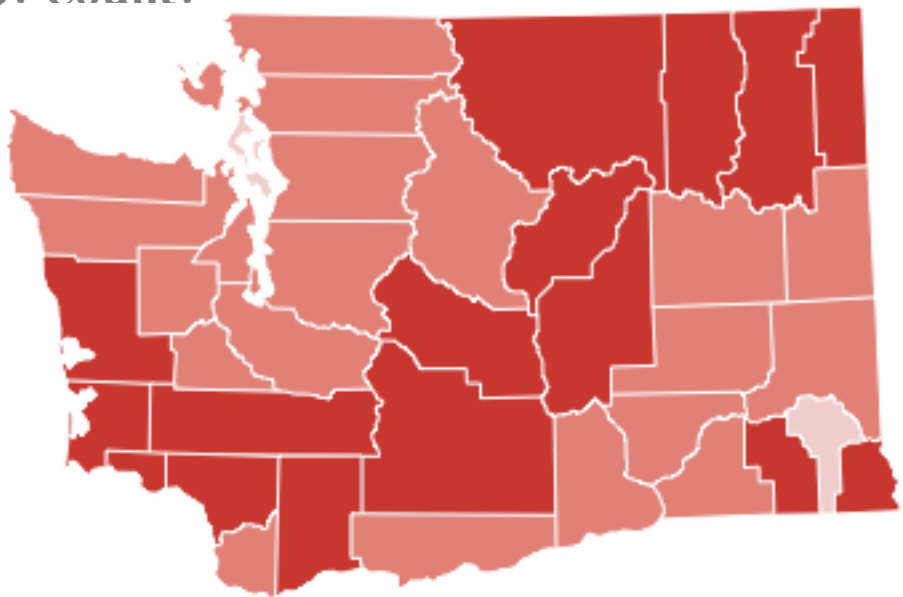
- While scoring 3/4ths of the vote in many of the state’s rural counties, **Donald Trump struggled to pass 60% in Portland and its surrounding areas.**
- Even though both Cruz and Kasich have suspended their campaigns, many Oregon Republicans still voted for the candidates to voice their disapproval for Trump.

Sources: Wilson Andrews, Matthew Bloch, Jeremy Bowers, and Tim Giratikanon, “Oregon Primary Results,” *The New York Times*, May 18, 2016.

Trump Wins 40 Delegates in Washington But Nearly 1 in 4 Voters Support Other Candidates

Washington GOP Primary Results, by County


Candidate	Votes	Pct.	Delegates
Donald Trump	403,003	75.8%	40
Ted Cruz	55,719	10.5%	-
John Kasich	52,129	9.8%	-



Analysis

- While Donald Trump was barely 100 delegates away from clinching the nomination before the primary took place, **nearly 25% of GOP voters voted for candidates that have suspended their campaigns**, giving credence to the #NeverTrump movement.
- The majority of voters dissatisfied with the only remaining candidate are consolidated in cities and towns surrounding the Puget Sound.

Percentage of Vote Won by Trump



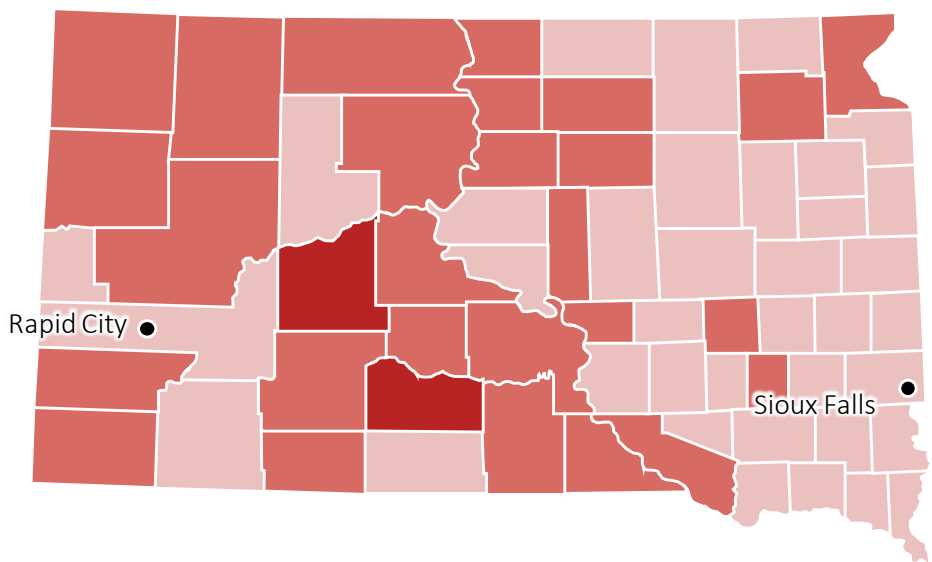
*Trump won every county in the state

Sources: Wilson Andrews, Matthew Bloch, Jeremy Bowers and Tim Giratikanon, "Washington Primary Results," The New York Times, May 11, 2016.

1 in 3 South Dakota GOP Voters Refuse to Vote for Trump, Despite Push for Party Unity

South Dakota GOP Primary Results, by County


Candidate	Votes	Pct.	Delegates
Donald Trump	44,862	67.1%	29
Ted Cruz	11,351	17.0%	-
John Kasich	10,659	15.9%	-



Analysis

- Many GOP Voters in South Dakota used the primary as their opportunity to voice their displeasure with Donald Trump. Many counties in the eastern portion of the state posted vote totals where nearly 40% of votes cast were in opposition to Trump.

Percentage of Vote Won by Trump



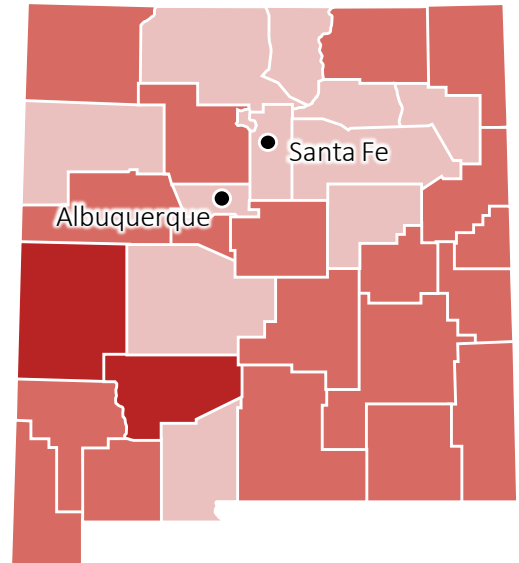
*Trump won every county in the state

Sources: Wilson Andrews, Matthew Bloch, Jeremy Bowers and Tim Giratikanon, "South Dakota Primary Results," The New York Times, June 8, 2016.


Donald Trump Earns Votes in New Mexico, But Anti-Trump Voters Make Their Voices Heard

New Mexico GOP Primary Results, by County

Candidate	Votes	Pct.	Delegates
Donald Trump	73,747	70.7%	24
Ted Cruz	13,836	13.3%	-
John Kasich	7,869	7.5%	-



Percentage of Vote Won by Trump



*Trump won every county in the state

Analysis

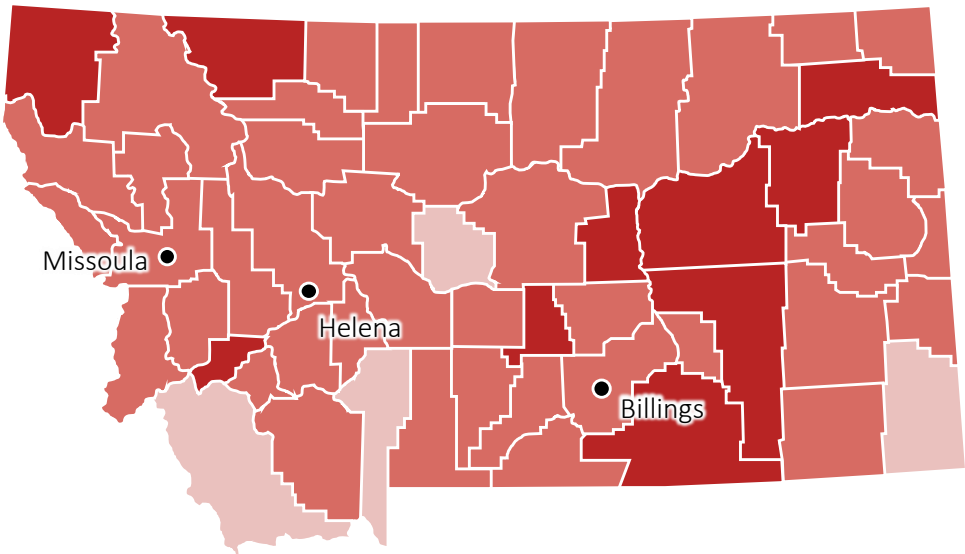
- Almost half of the state’s population identifies as Hispanic or Latino, therefore Donald Trump’s recent comments against Judge Gonzalo Curiel about his Mexican heritage most likely hurt his standing with potential voters.
- Several counties had as many as 40% of voters opting to vote for other candidates.

Sources: Wilson Andrews, Matthew Bloch, Jeremy Bowers and Tim Giratikanon, “New Mexico Primary Results,” The New York Times, June 8, 2016.

GOP Voters Support Trump’s Nomination in Montana, But Some Continue to Back Other Candidates

Montana GOP Primary Results, by County


Candidate	Votes	Pct.	Delegates
Donald Trump	114,056	73.7%	27
Ted Cruz	14,476	9.4%	-
John Kasich	10,622	6.9%	-



Analysis

- While Donald Trump faced slight opposition in Montana’s handful of cities, he encountered less doubters in the state’s rural counties.

Percentage of Vote Won by Trump



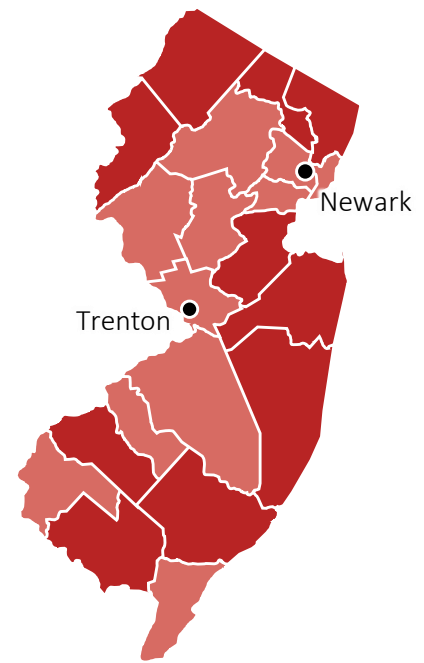
*Trump won every county in the state

Sources: Wilson Andrews, Matthew Bloch, Jeremy Bowers and Tim Giratikanon, “Montana Primary Results,” The New York Times, June 8, 2016.


Trump Enjoys Best Primary Performance in New Jersey, Solidifying Trump’s Base of Support in the Northeast

New Jersey GOP Primary Results, by County

Candidate	Votes	Pct.	Delegates
Donald Trump	356,697	80.4%	51
John Kasich	59,506	13.4%	-
Ted Cruz	27,521	6.2%	-



Percentage of Vote Won by Trump



*Trump won every county in the state

Analysis

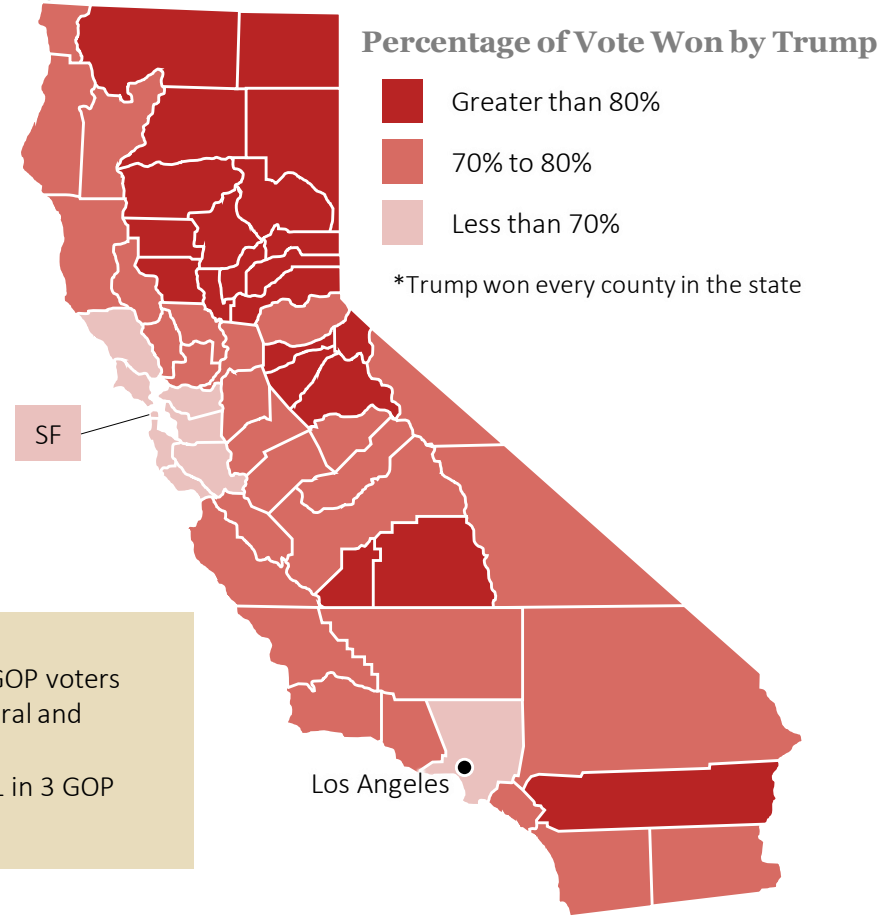
- Donald Trump received the largest share of primary votes from any state in New Jersey, reassuring the candidate that the state’s GOP voters are ready to unite behind him for the general election.

Sources: Wilson Andrews, Matthew Bloch, Jeremy Bowers and Tim Giratikanon, “New Jersey Primary Results,” The New York Times, June 8, 2016.

GOP Primary Shows Ideological Divide in California

California GOP Primary Results, by County

Candidate	Votes	Pct.	Delegates
Donald Trump	1,583,319	74.7%	172
John Kasich	242,208	11.4%	-
Ted Cruz	201,574	9.5%	-



Analysis

- While California is often seen as a very liberal state, many of the state’s GOP voters seem ready for Trump to lead their party, especially those in the more rural and mountainous regions of the state.
- **The San Francisco Bay Area stands out as a solid anti-Trump region**, with 1 in 3 GOP voters turning out to vote for other candidates.

Sources: Wilson Andrews, Matthew Bloch, Jeremy Bowers and Tim Giratikanon, "California Primary Results," The New York Times, June 8, 2016.

NationalJournal LEADERSHIP COUNCIL

Visit the [Presentation Center](#) for additional slides and presentations

Visit [Axis](#) for data and charts