

2016 Democratic Primary Results and Voting Maps

A compendium of slides
on the 2016 Democratic Presidential Nominating Contest

June 29, 2016

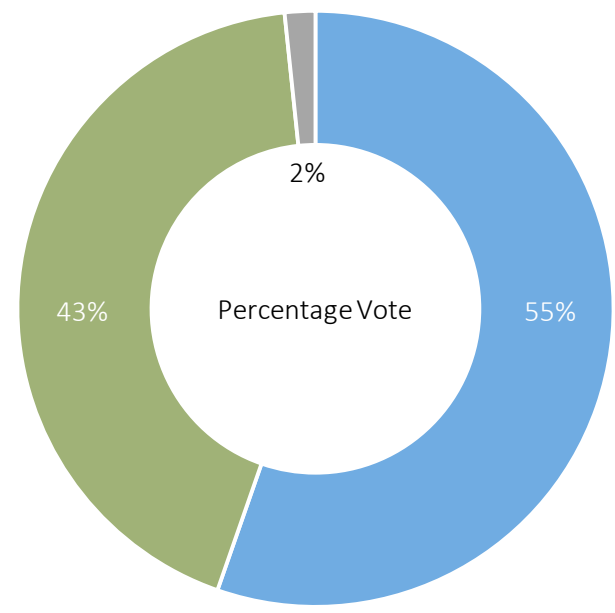
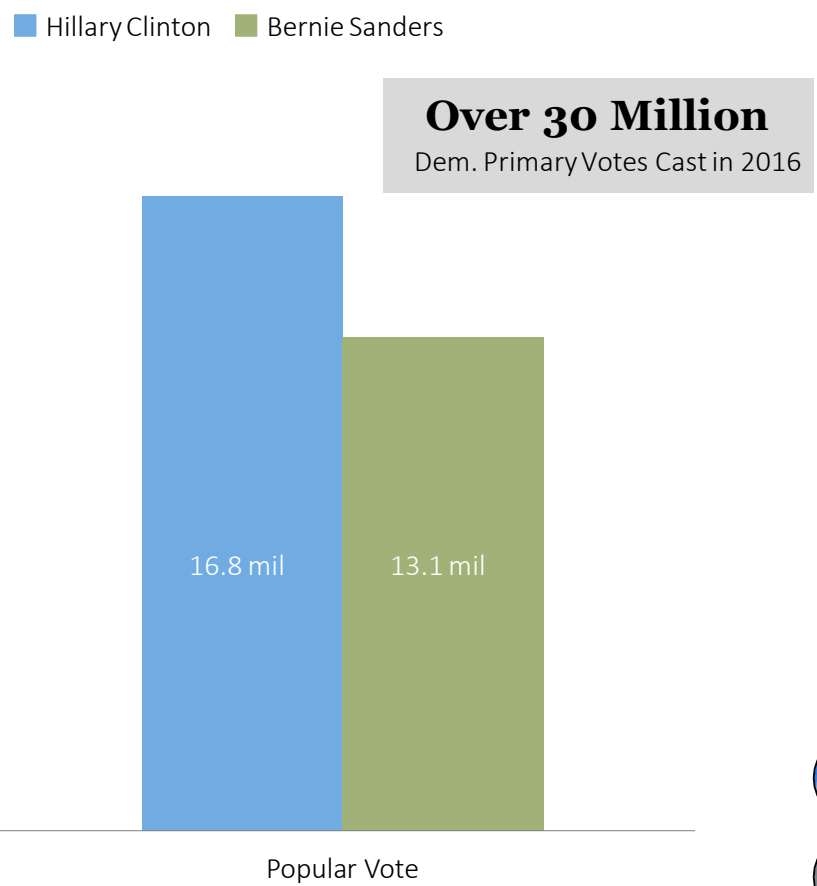
Producer: Justin C. Brown
Contributions from: Alexander Perry,
Katharine Conlon, Christine Yan,
and Ben Booker
Director: Afzal Bari

Table of Contents



Overview of Nationwide Results.....	3
Primary and Caucus Results Maps	
Early Contests.....	8
Super Tuesday Contests.....	13
March Contests.....	25
April Contests.....	43
May and June Contests.....	52

Bernie Sanders Puts Up a Great Fight, But Hillary Clinton Bests Him Across All Metrics

Popular Vote Overview, by Candidate



Number of States Won

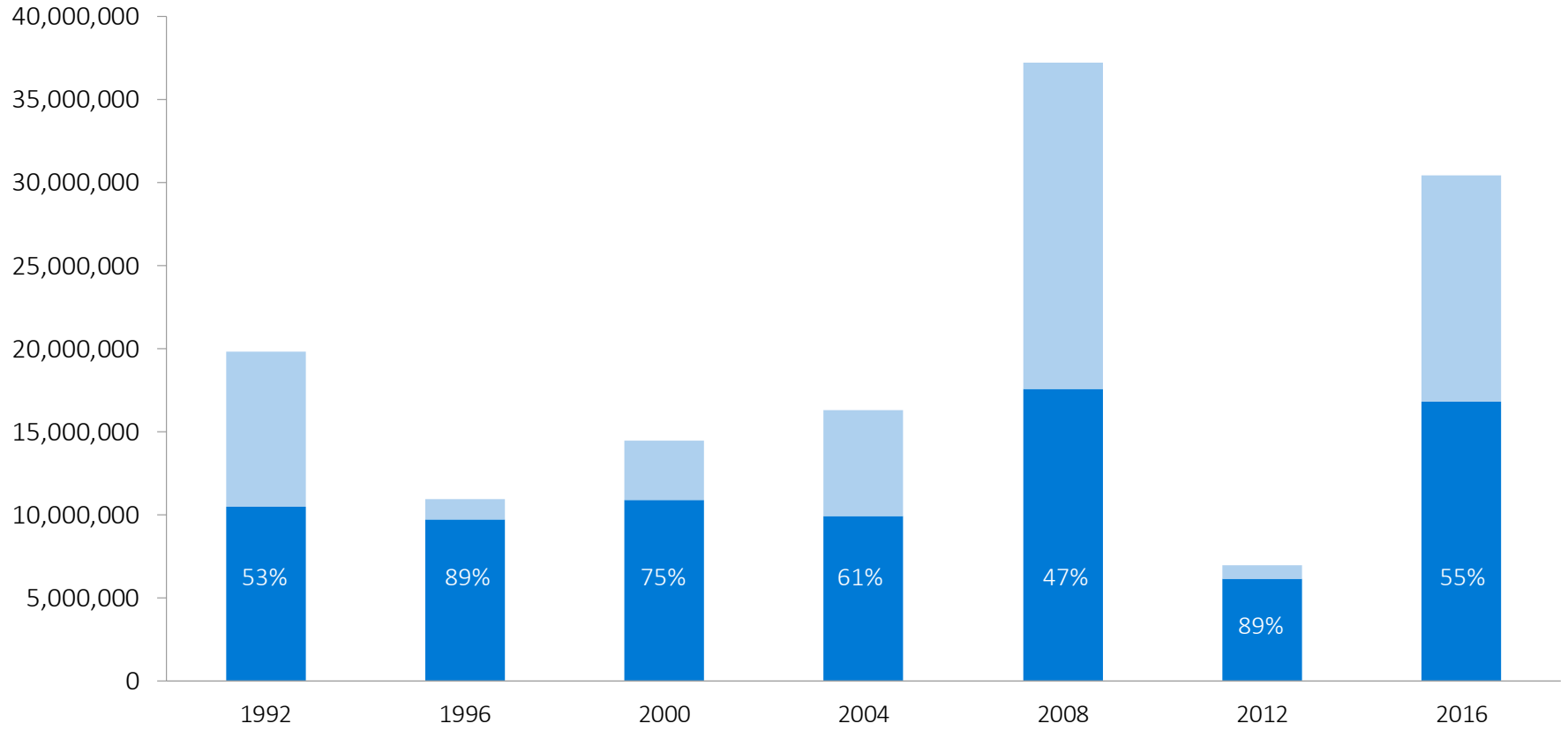
Candidate	Caucus Wins	Primary Wins	Total State Wins
 Hillary Clinton	7	27	34
 Bernie Sanders	12	10	22

Sources: The Green Papers Staff, "Democratic Convention," June 28, 2016; RealClearPolitics, "Republican Popular Vote Count," Election 2016, June 23, 2016.

Turnout is Up For 2016 Democratic Primaries, But Fails to Match Enthusiasm Seen in 2008

Popular Vote for Democratic Front-Runner, by election year

■ Votes for top vote-getter ■ Votes for other candidates



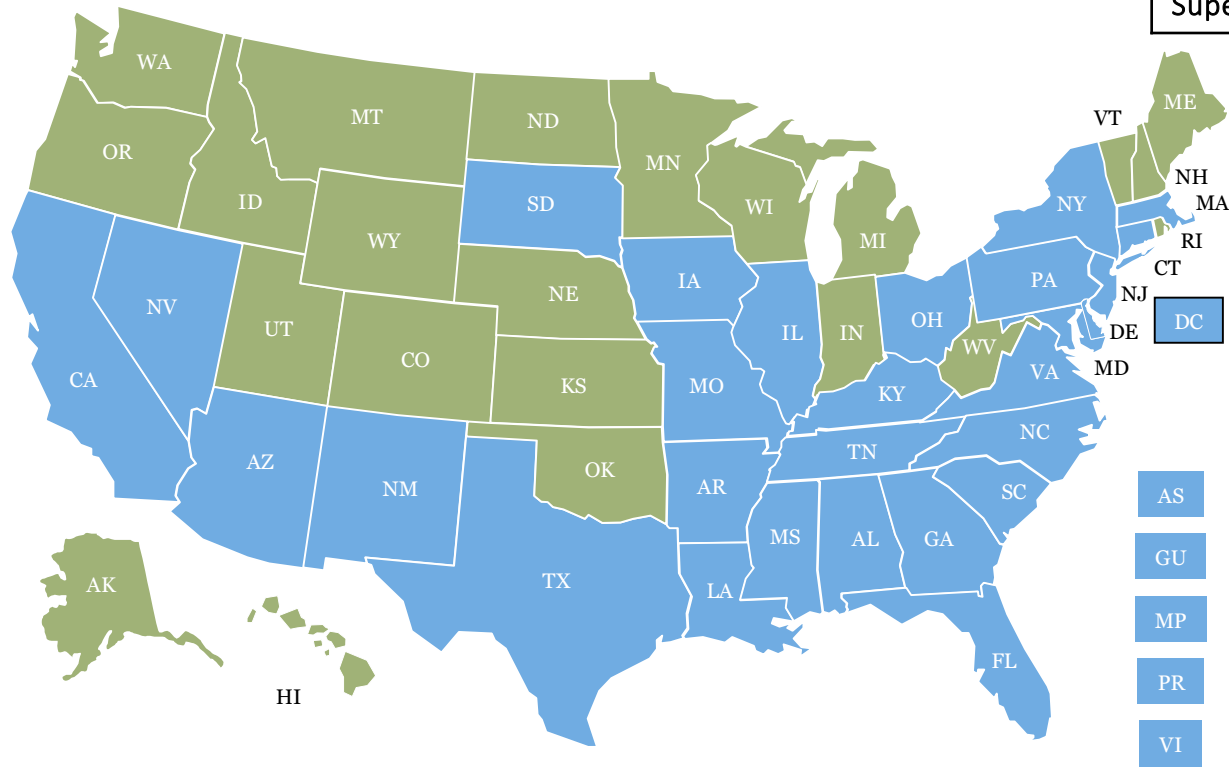
Sources: The Green Papers Staff, Democratic Primary Vote Totals, June 29, 2016; Pihilip Bump, "Trump Will Get More GOP Primary Votes than Anyone in History (Because More People are Voting)" The Washington Post, April 27, 2016;

Hillary Clinton Wins California, is Presumed to Be First Female Nominee for a Major Party in US History

The 2016 Democratic Presidential Primary

■ Hillary Clinton ■ Bernie Sanders

Total Democratic Delegates: 4,765
Delegates Needed to Clinch Nomination: 2,383
Superdelegates: 714



Clinton

- Currently has **2,811** delegates
- According to the AP delegate count, Clinton has reached the delegate threshold to become the Democratic presidential nominee



Sanders

- Currently has **1,879** delegates
- Bernie Sanders cannot capture the Democratic presidential nomination unless a significant number of superdelegates switch their allegiance from Clinton to Sanders

These numbers are accurate as of June 8, 2016, 11:00 A.M.

Sources: Wall Street Journal, "The Race So Far," June 2016; AP, "2016 Delegate Tracker," June 2016; Politico, "2016 Delegate Count Tracker," June 2016.

Clinton Passes Delegate Threshold as Primaries End

Date	State	Clinton	Sanders	Date	State	Clinton	Sanders	Date	State	Clinton	Sanders
Feb. 1	IA	23	21	Mar. 5	KS	10	23	Apr. 26	MD	60	35
Feb. 9	NH	9	15	Mar. 6	ME	8	17	Apr. 26	CT	28	27
Feb. 20	NV	20	15	Mar. 8	MS	31	5	Apr. 26	DE	12	9
Feb. 27	SC	39	14	Mar. 8	MI	63	67	Apr. 26	PA	106	83
Mar. 1	AL	44	9	Mar. 12	MP	4	2	Apr. 26	RI	11	13
Mar. 1	AS	4	2	Mar. 15	FL	141	73	May 3	IN	39	44
Mar. 1	AR	22	10	Mar. 15	IL	79	77	May 7	GU	4	3
Mar. 1	CO	25	41	Mar. 15	MO	36	35	May 10	WV	11	18
Mar. 1	Dem. Abroad	4	9	Mar. 15	NC	60	47	May 17	KY	28	27
Mar. 1	GA	73	29	Mar. 15	OH	81	62	May 17	OR	25	36
Mar. 1	MA	46	45	Mar. 22	AZ	42	33	Jun. 4	VI	7	0
Mar. 1	MN	31	46	Mar. 22	ID	5	18	Jun. 5	PR	36	24
Mar. 1	OK	17	21	Mar. 22	UT	6	27	Jun. 7	CA	269	206
Mar. 1	TN	44	23	Mar. 26	AK	3	13	Jun. 7	MT	10	11
Mar. 1	TX	147	75	Mar. 26	HI	8	17	Jun. 7	NJ	79	47
Mar. 1	VT	0	16	Mar. 26	WA	27	74	Jun. 7	ND	5	13
Mar. 1	VA	62	33	Apr. 5	WI	38	48	Jun. 7	NM	18	16
Mar. 5	LA	37	14	Apr. 9	WY	7	7	Jun. 7	SD	10	10
Mar. 5	NE	10	15	Apr. 19	NY	139	108	Jun. 14	DC	16	4

Total Delegates:
 Clinton: 2806
 Sanders: 1880

*Before Superdelegates

Sources: RealClearPolitics, "Democratic Delegate Count," Election 2016, June 20, 2016.

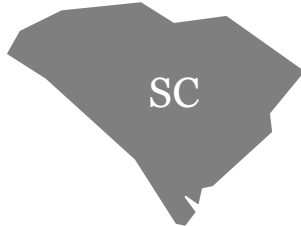


Primary and Caucus Results Maps

(Shown in chronological order)

Early Contests.....	8
<i>IA, NH, NV, SC</i>	
Super Tuesday Contests.....	13
<i>AL, AR, CO, GA, OK, MA, MN, TN, TX, VA, VT</i>	
March Contests.....	25
<i>AK, AZ, FL, HI, ID, IL, KS, LA, ME, MI, MO, MS, NC, NE, OH, UT, WA</i>	
April Contests.....	43
<i>CT, DE, MD, NY, PA, RI, WY</i>	
May and June Contests.....	52
<i>CA, DC, IN, KY, MT, ND, NJ, NM, OR, PR, SD, WV</i>	



Early States

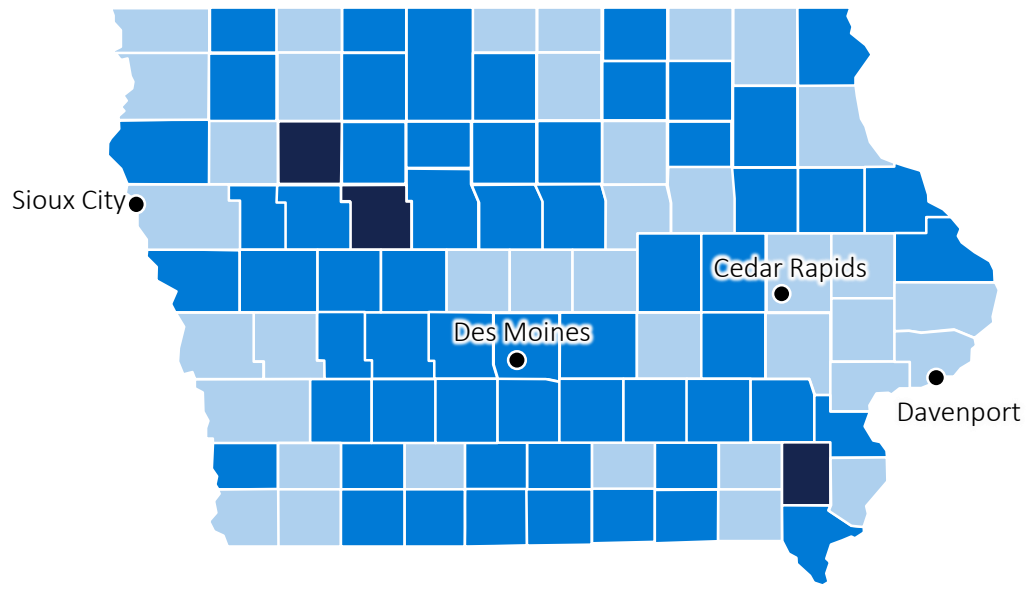


Sanders Rallies Support at Iowa Universities But Clinton's Supporters Across the State Bring About a Tie

Iowa Democratic Presidential Caucuses Map, Results by County

Analysis

- Sanders pulled some of his biggest margins over Clinton in **Story and Johnson counties** the homes of Iowa's two largest public universities.
- **Six precincts resulted in a tie**, in these cases the winner was determined by a **coin toss** as defined in Democratic party election rules. **Clinton won all of these tosses**, however this did not affect the overall outcome.



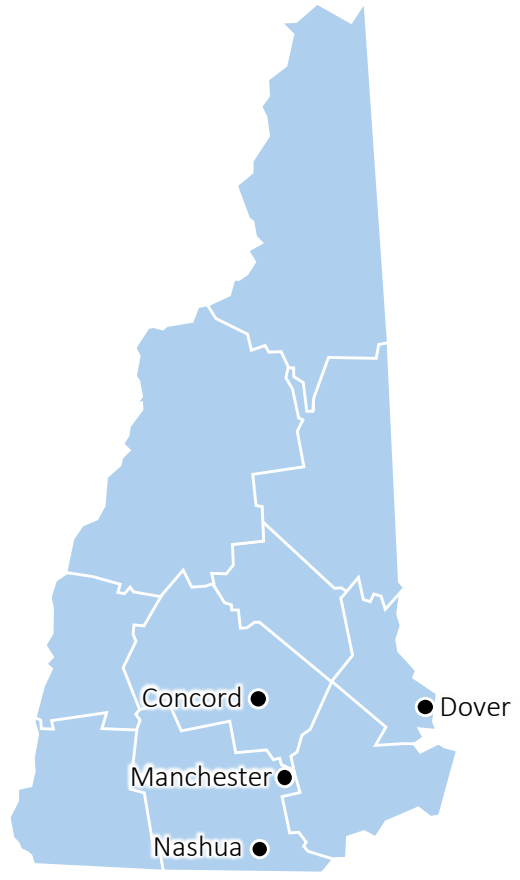
Legend	Candidate	Delegates Received	State Delegate Equivalent	Percentage Vote
	Hillary Clinton	26	701	49.9%
	Bernie Sanders	21	697	49.6%
	Martin O'Malley	0	8	0.6%
	Tie (Clinton-Sanders)			

Sources: Lily Mihalik, Anthony Pesce, and Ben Welsh, "Live results from the 2016 Iowa caucuses," LA Times, February 2, 2016; Aisha Gani, "Coin tosses used to determine county delegates in Clinton-Sanders race," The Guardian, February 2, 2016.

Sanders Sweeps New Hampshire As Clinton Looks Forward to South Carolina

New Hampshire Democratic Presidential Caucuses Map, Results by County

Legend	Candidate	Votes	Pct.	Delegates
■	Bernie Sanders	144,391	60.4%	15
.....	Hillary Clinton	95,252	38.0%	9






Analysis

- Hillary Clinton only received the majority of votes in 4 precincts out of 300 across the state.
- Bernie Sanders swept the western and northern portions of the state while the populous Merrimack Valley proved to be more contentious.
- Sanders was able to capture almost 60% of the vote amongst precincts that favored Hillary Clinton over Barack Obama in the 2008 primary.

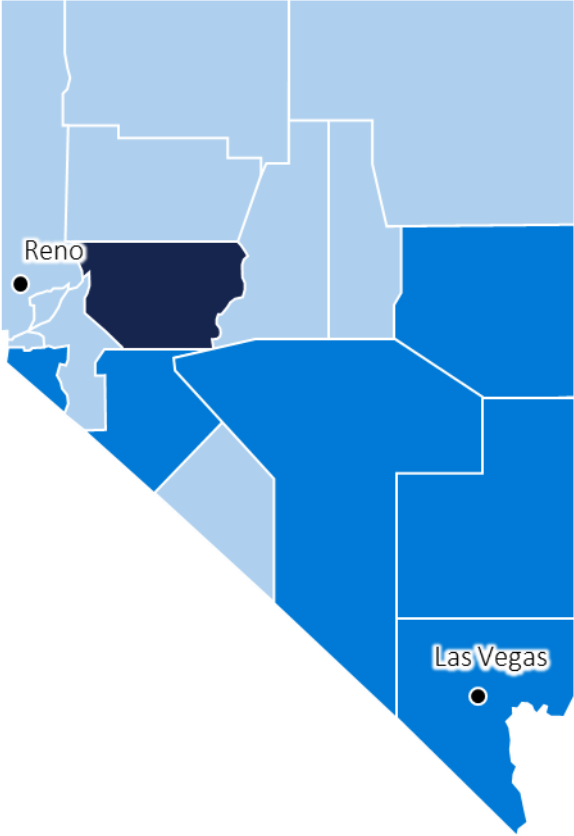
Sources: Wilson Andrews, Matthew Bloch, Jeremy Bowers and Tom Giratikanon, "New Hampshire Primary Results," New York Times, February 10, 2016; CNN "2016 Election Center – New Hampshire," February 10, 2016.

Hillary Clinton Wins Nevada Democratic Caucuses

Nevada Democratic Caucus Results, by County

Legend	Candidate	Votes*	Percentage	Delegates
	Hillary Clinton	6,316	52.6%	19
	Bernie Sanders	5,678	47.3%	15
	Tie			

* Vote totals for the contest are county convention delegates won.



Analysis

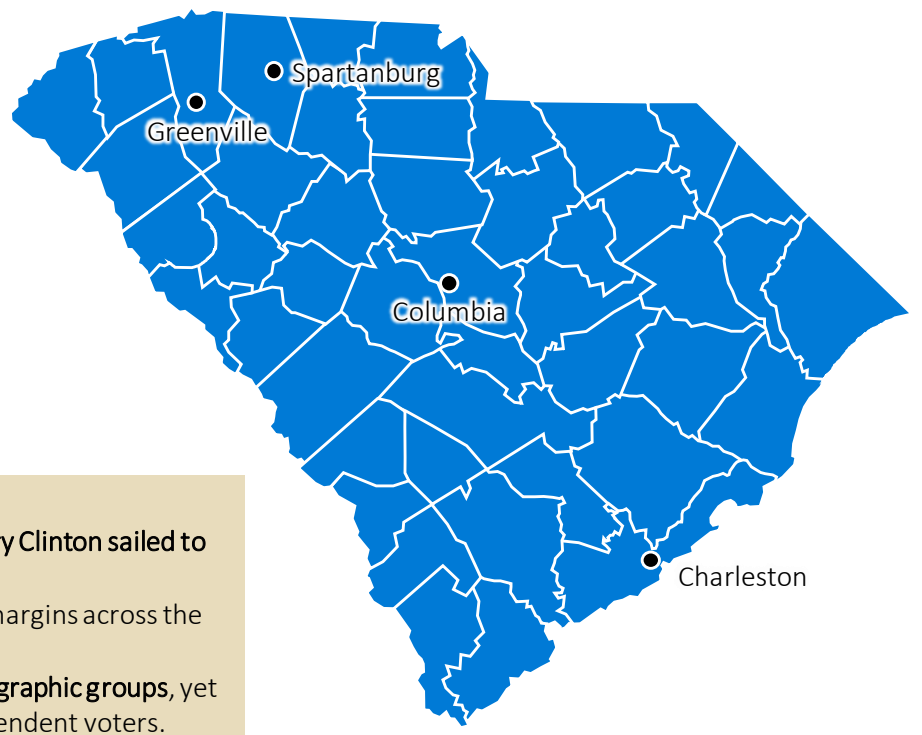
- Clinton made a big 9-point win in Clark County: the most populous and most ethnically diverse county in the state.
- While he failed to capture the African American vote, Sanders bested Clinton among Latino caucus-goers, taking an estimated 53%. Latino caucus-goers were estimated to be 19% of the total caucus-goer population.
- Early estimates show that the caucuses received a low turnout with only 80,000 of the state's 470,000 registered democrats coming out to caucus.

Sources: Wilson Andrews, Matthew Bloch, Jeremy Bowers, and Tom Giratikanon, "South Carolina Primary Election Results," New York Times, February 20, 2016; CNN, "Nevada Entrance Polls," February 20, 2016; Office of Nevada Secretary of State Barbara K. Cegavske, "January 2016 Voter Registration Statistics, Active Voters by County and Party," February 1, 2016.

Clinton Scores Big Win in South Carolina, Sanders Struggles Among Black Voters

South Carolina Dem. Primary Results, by County

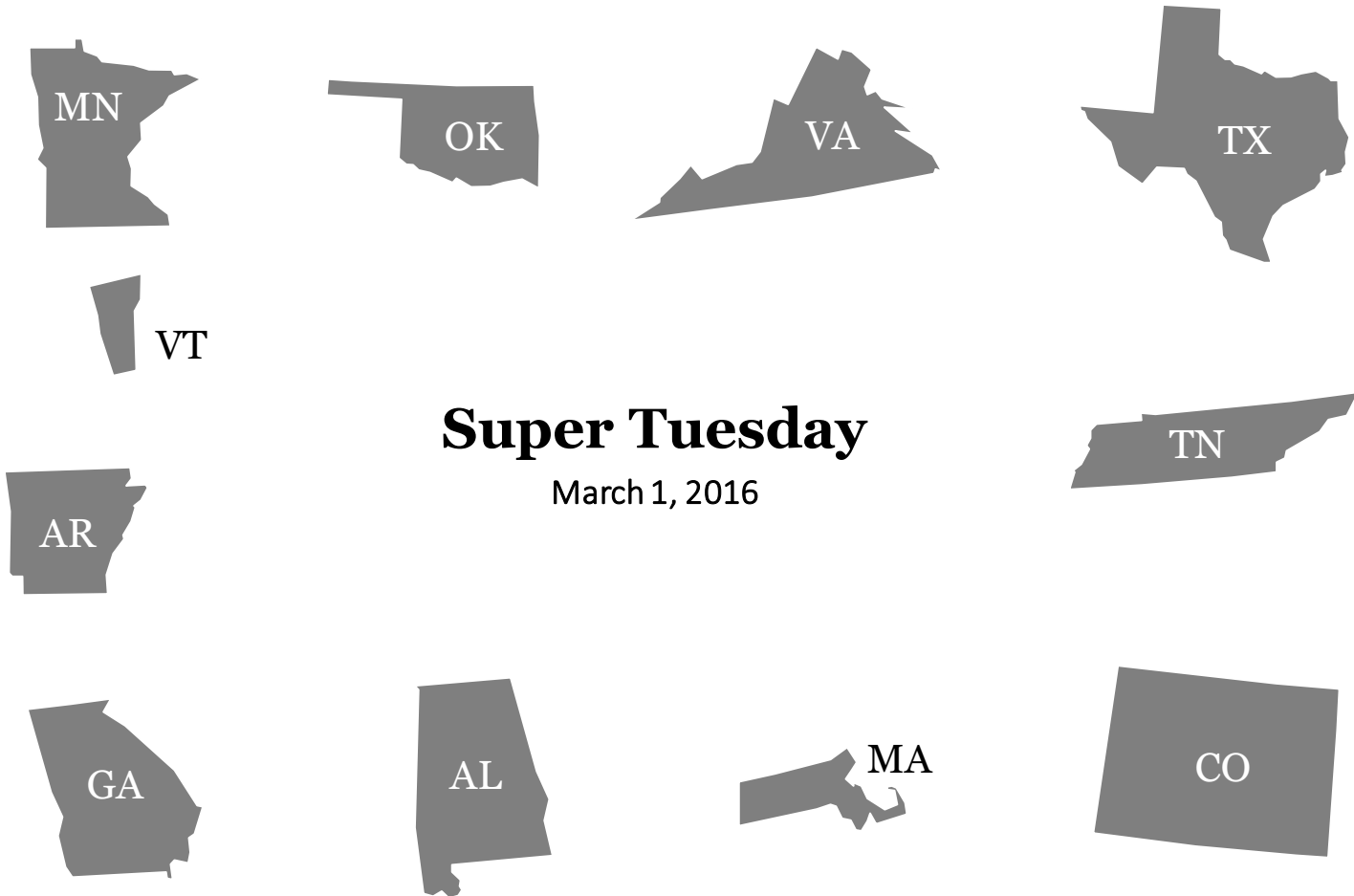
Legend	Candidate	Votes	Pct.	Delegates
■	Hillary Clinton	271,514	73.5%	39
■	Bernie Sanders	95,977	26.0%	14



Analysis

- While the margin among white voters was considerably closer, **Hillary Clinton sailed to the win among African Americans (86-14)** according to exit polling.
- **Sanders was unable to win a single county** and lost by considerable margins across the state, with select counties only supporting him in the single digits.
- Exit polls have **Clinton besting Sanders among almost all major demographic groups**, yet Sanders was able to score wins among his bases of young and independent voters.
- **Sanders fared best in the Upcountry** areas around Greenville and Spartanburg, where South Carolina’s White population is substantially higher.

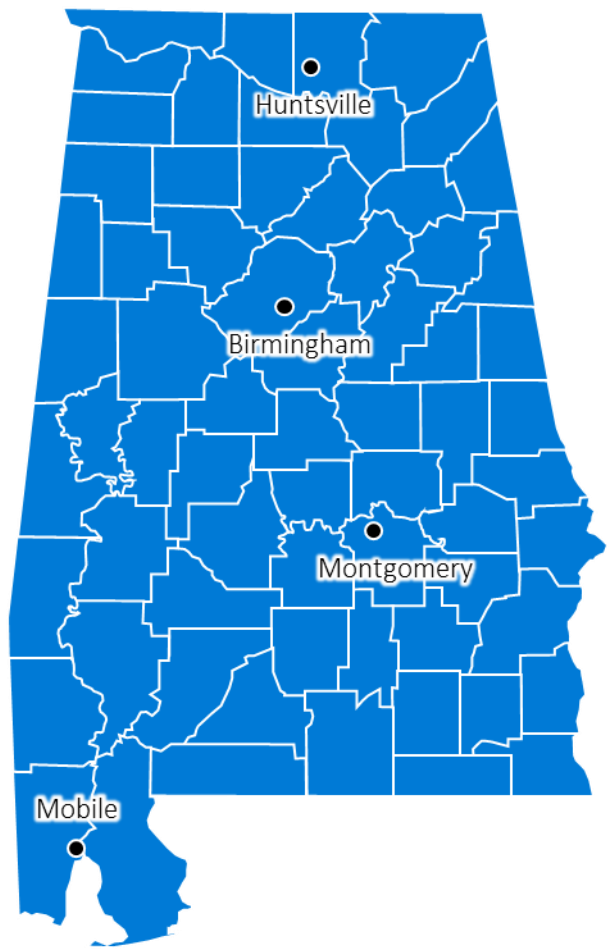
Sources: Wilson Andrews, Matthew Bloch, Jeremy Bowers, and Tom Giratikanon, "South Carolina Primary Election Results," New York Times, February 27, 2016; Edison Research, "South Carolina Exit Polls," New York Times, February 27, 2016.



Clinton Dominates in Alabama, Winning Every County

Alabama Dem. Primary Results, by County

Legend	Candidate	Votes	Pct.	Delegates
■	Hillary Clinton	309,680	77.8%	44
	Bernie Sanders	76,376	19.2%	9





Analysis

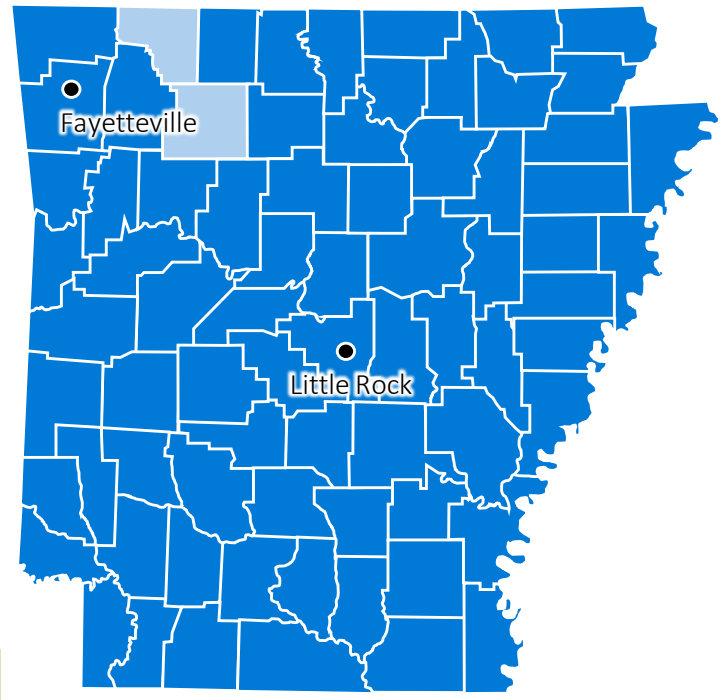
- Hillary Clinton wins almost **80% of the vote in Alabama.**
- **Clinton's ties to African-American leaders** in the state proved to boost her performance in the state over Bernie Sanders.

Sources: The Washington Post, "Super Tuesday State Results," Campaign 2016, March 2, 2016; Lily Mihalik, Anthony Pesce, and Ben Welsh, "Live Results from the Arkansas Primary," Los Angeles Times, March 1, 2016; US Census Alabama County Map, February 19, 2016.

Clinton Dominates Her Adopted Home State of Arkansas by Almost 60 Percentage Points

Arkansas Dem. Primary Results, by County

Legend	Candidate	Votes	Pct.	Delegates
	Hillary Clinton	144,580	66.3%	22
	Bernie Sanders	64,868	29.7%	10





Analysis

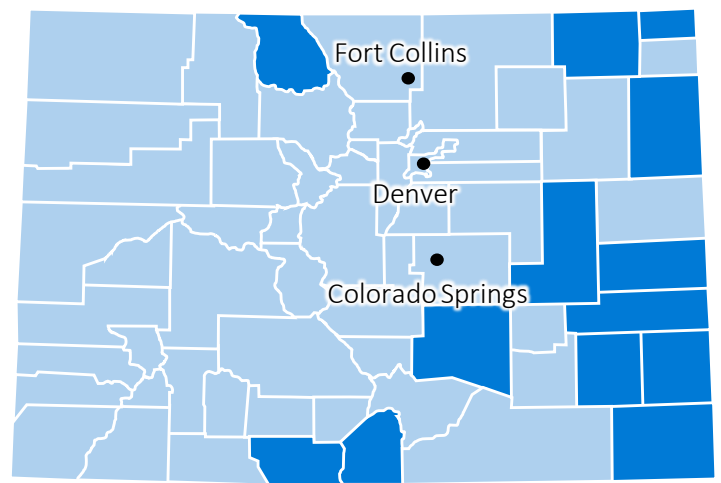
- Hillary Clinton wins Arkansas, a state where she once served as the first lady.
- Clinton campaigned in the state four times since the summer, and Former President Bill Clinton frequently visits the state.
- Bernie Sanders conceded the state to her early on in the election.

Sources: The Washington Post, "Super Tuesday State Results," Campaign 2016, March 2, 2016; Lily Mihalik, Anthony Pesce, and Ben Welsh, "Live Results from the Arkansas Primary," Los Angeles Times, March 1, 2016; US Census Arkansas County Map, February 19, 2016; Amanda Terkel, "Hillary Clinton Cruises to Easy Win in Arkansas Primary," Huffington Post, March 1, 2016.

Sanders Beats Clinton in Contested Colorado Caucuses

Colorado Dem. Caucuses Results, by County

Legend	Candidate	Votes	Pct.	Delegates
	Bernie Sanders	71,711	58.9%	41
	Hillary Clinton	49,134	40.4%	24





Analysis

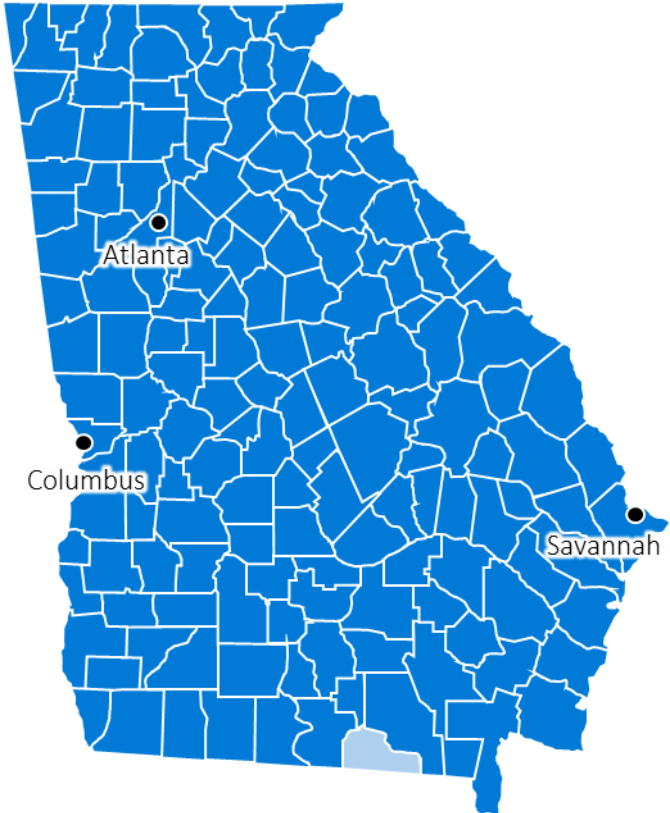
- The turnout for this year’s Colorado Democratic caucus **surpassed that of the 2008 caucus.**
- Sanders generated an **impressive turnout among young adults** especially in Denver and Boulder.
- While top Democratic donors and party elites widely supported Clinton in Colorado, the majority of caucus goers supported Sanders, highlighting a party divide.

Sources: Washington Post, “Super Tuesday state results,” Kristen Wyatt, “Bernie Sanders’ Colorado win underscores party divide,” Associated Press, March 2, 2016.

Clinton Beat Sanders by 44 Percentage Points in Georgia

Georgia Dem. Primary Results, by County

Legend	Candidate	Votes	Pct.	Delegates
	Hillary Clinton	543,008	71.3%	73
	Bernie Sanders	214,332	28.2%	29





Analysis

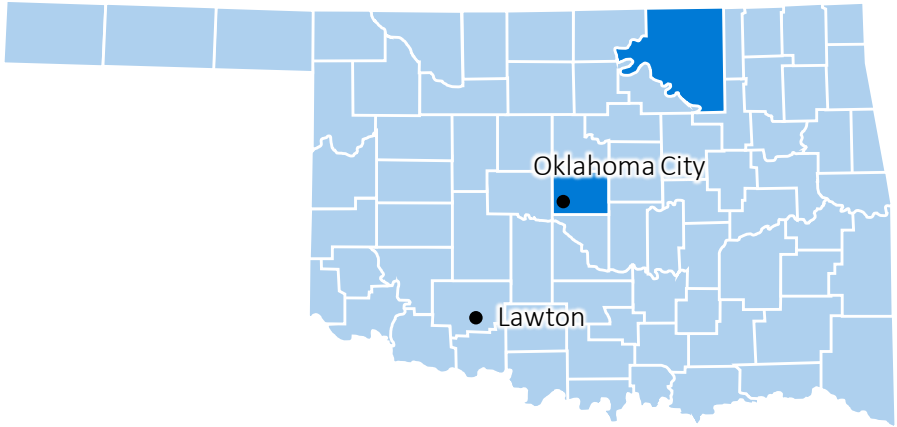
- Hillary Clinton won in every county in Georgia except Echols County where Bernie Sanders won by 4 votes.
- Clinton’s largest victory was in DeKalb County where she **won by 43 percentage points**.
- The Atlanta Journal-Constitution analyzed 18 years of primary elections in Georgia and found that **DeKalb county holds the best record for picking winners in Democratic races**.

Sources: Ana Santos, “Donald Trump Won All But These Four Counties in Georgia,” *The Atlanta-Journal Constitution*, March 2, 2016; Lily Mihalik, Anthony Pesce, and Ben Welsh, “Live Results from the Georgia Primary,” *Los Angeles Times*, March 1, 2016; David A. Graham, “Trump’s Super Tuesday,” *The Atlantic*, March 2, 2016; US Census Georgia County Map, February 19, 2016.

Sanders Upsets Clinton in Oklahoma, Appealing to Many Young, Low-Income and White Voters

Oklahoma Dem. Primary Results, by County

Legend	Candidate	Votes	Pct.	Delegates
	Bernie Sanders	174,054	51.9%	21
	Hillary Clinton	139,338	41.5%	17





Analysis

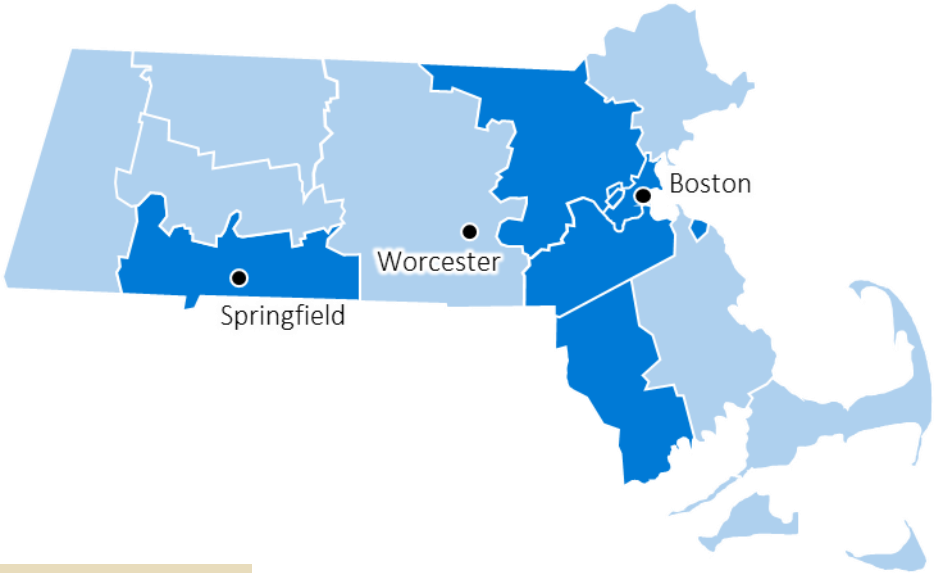
- **Bernie Sanders won big among young voters**, winning 82% of voters aged 18-29 and 73% of voters aged 30-44.
- Winning Oklahoma was an upset for Sanders, however it was the Southern state in which he stood the best chance – **Oklahoma has many low-income, white voters, many of whom supported Sanders.**

Sources: Washington Post, "Super Tuesday state results"; CNN Politics, "Oklahoma Exit Polls."

Massachusetts Democratic Primary Produces a Nail-Biter, Clinton Edges Out Sanders Thanks to Boston

Massachusetts Dem. Primary Results, by County

Legend	Candidate	Votes	Pct.	Delegates
	Hillary Clinton	603,784	50.1%	46
	Bernie Sanders	586,716	48.7%	45



Analysis

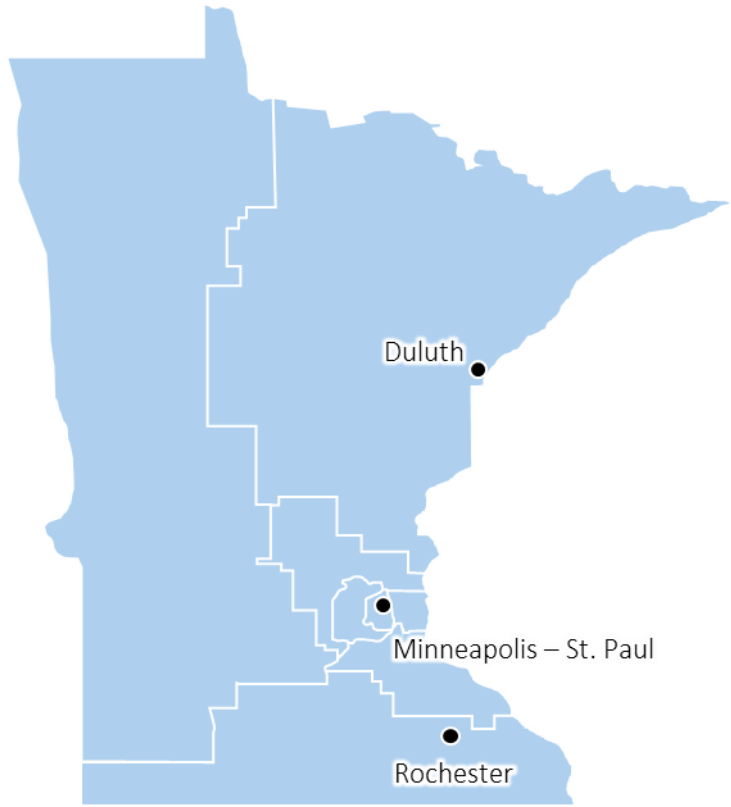
- Clinton leaned heavily on the diverse Boston metro area. She won the city proper by an estimate 16-point margin, but surrounding townships were significantly closer.
- Sanders had considerable support in the central and western portions of the state, winning by 30-point margins in several townships.
- The wealthier communities of the cape and eastern coasts were highly contested; many townships were decided within a 5-point margin.

Sources: Wilson Andres, Matthew Bloch, Jeremy Bowers, and Tim Giratikanon, "Massachusetts Primary Results," The New York Times, March 2, 2016; The Washington Post "Super Tuesday state results," March 2, 2016; The Guardian, "Super Tuesday results: track the votes live, state by state," March 2, 2016.

Bernie Breathes a Sigh of Relief Thanks to Widespread Support in Minnesota

Minnesota Dem. Caucuses Results, by Congressional District

Legend	Candidate	Votes	Pct.	Delegates
■	Bernie Sanders	118,135	61.6%	46
■	Hillary Clinton	73,510	38.4%	31





Analysis

- Clinton did best west of Downtown Minneapolis in Minnesota’s 3rd Congressional District, but still lost by 7 points.
- Sanders continued his pattern of succeeding in largely White, liberal areas, but did surprisingly well in Minnesota’s 5th District which includes diverse Downtown Minneapolis.

Sources: Wilson Andres, Matthew Bloch, Jeremy Bowers, and Tim Giratikanon, “Minnesota Primary Results,” The New York Times, March 2, 2016; The Washington Post “Super Tuesday state results,” March 2, 2016.

Hillary Clinton Wins Tennessee Primary by a Large Margin

Tennessee Dem. Primary Results, by County

Legend	Candidate	Votes	Pct.	Delegates
	Hillary Clinton	245,304	66.1%	44
	Bernie Sanders	120,333	32.4%	23






Analysis

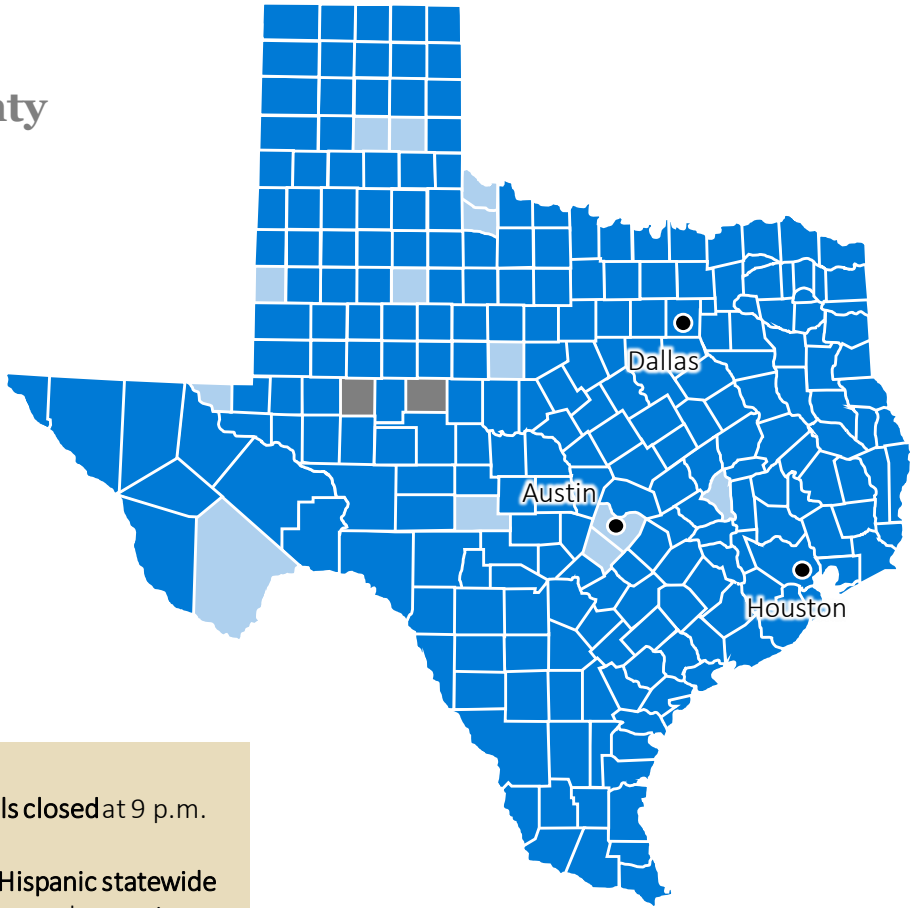
- Clinton dominated among black voters in Tennessee, winning almost 90% of black voters.
- Clinton also won 82% of voters 65 and older and almost nearly split voters aged 18-44 with Sanders.

Sources: Washington Post, "Super Tuesday state results"; CNN Politics, "Tennessee Exit Polls"

Clinton Dominates in Texas as Expected

Texas Dem. Primary Results, by County

Legend	Candidate	Votes	Pct.	Delegates
	Hillary Clinton	935,080	65.2%	147
	Bernie Sanders	475,561	33.2%	75
	Tie			





Analysis

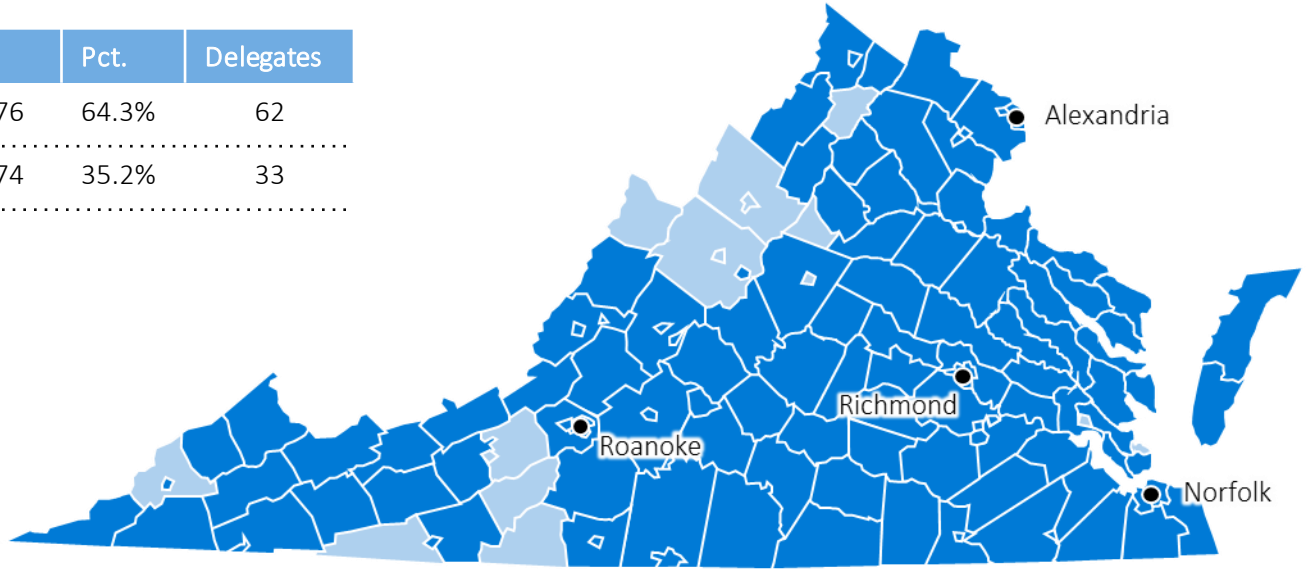
- As predicted, **Hillary Clinton** was called the winner as soon as the polls closed at 9 p.m. eastern time.
- According to the Pew Research Center, Texas has **one of the largest Hispanic statewide eligible voter shares in the country** and **Bernie Sanders** continues to struggle to gain traction with that voter base.

Sources: The Washington Post, "Super Tuesday State Results," Campaign 2016, March 2, 2016; Lily Mihalik, Anthony Pesce, and Ben Welsh, "Live Results from the Texas Primary," Los Angeles Times, March 1, 2016; David A. Graham, "Trump's Super Tuesday," The Atlantic, March 2, 2016; US Census Texas County Map February 19, 2016.

Virginia Paints a Picture of Larger Democratic Race, Clinton Popular With Minorities, Sanders with Rural Whites

Virginia Dem. Primary Results, by County and Municipality

Legend	Candidate	Votes	Pct.	Delegates
	Hillary Clinton	504,376	64.3%	62
	Bernie Sanders	275,974	35.2%	33



Analysis

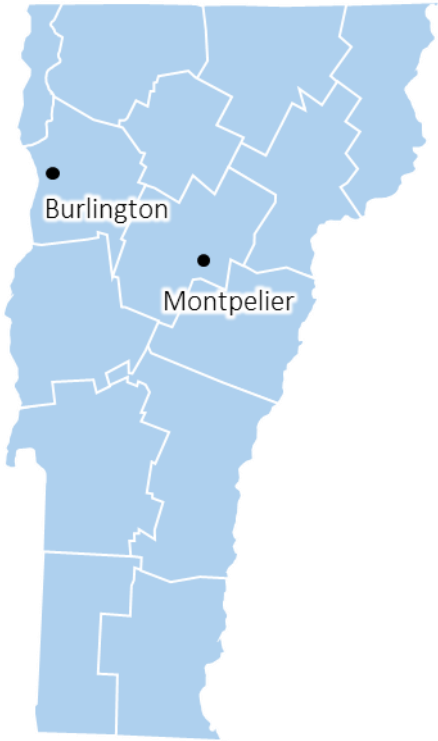
- Virginia serves as a microcosm of Clinton’s diverse support base. She scored landslide wins in the southern, African-American inhabited areas of the state. She also remained on top in the wealthier, White areas of Northern Virginia.
- Sanders struggled across the state, but did best in the poorer, Whiter western areas of the Blue Ridge Mountains and Valley.

Sources: Wilson Andres, Matthew Bloch, Jeremy Bowers, and Tim Giratikanon, “Virginia Primary Results,” The New York Times, March 2, 2016; The Washington Post “Super Tuesday state results,” March 2, 2016;.

Bernie Sweeps His Home State of Vermont, Winning by More than 70 Points

Vermont Dem. Primary Results, by County

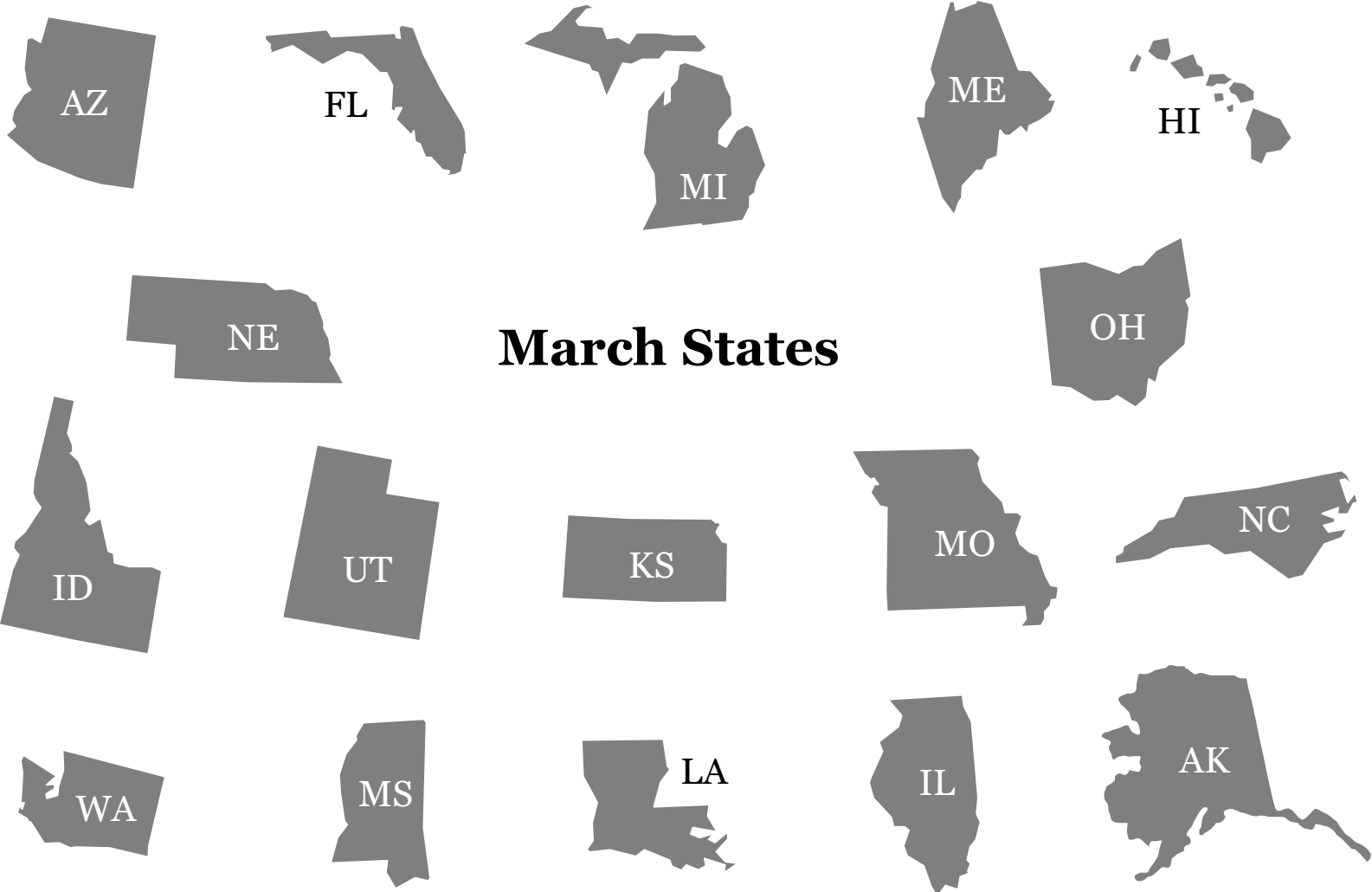
Legend	Candidate	Votes	Pct.	Delegates
■	Bernie Sanders	115,634	86.1%	16
	Hillary Clinton	18,274	13.6%	0



Analysis



- Sanders dominated his home state of Vermont, winning across almost every demographic – 91% of men and 83% of women voted for Sanders.
- About half of the Democratic electorate in Vermont said that honesty was the most important quality – these votes almost unanimously went to Sanders.

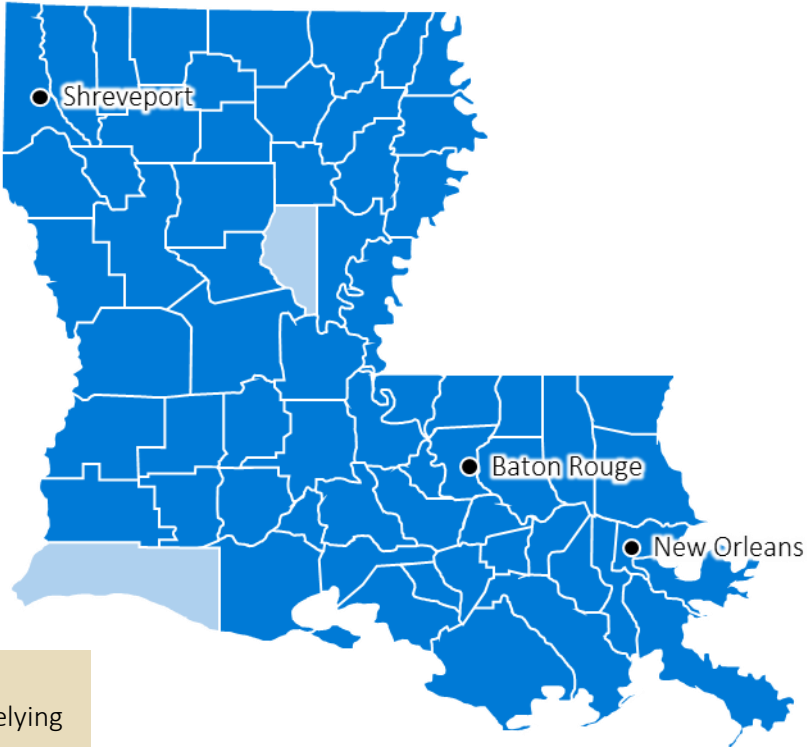
Sources: Washington Post, "Super Tuesday state results"; Dave Green, "Vermont Exit Polls: Sanders Swamps Clinton Across Board."



Clinton Claims Another Decisive Win In Louisiana

Louisiana Dem. Primary Results, by County

Legend	Candidate	Votes	Pct.	Delegates
	Hillary Clinton	221,615	71.1%	37
	Bernie Sanders	72,240	23.2%	14






Analysis

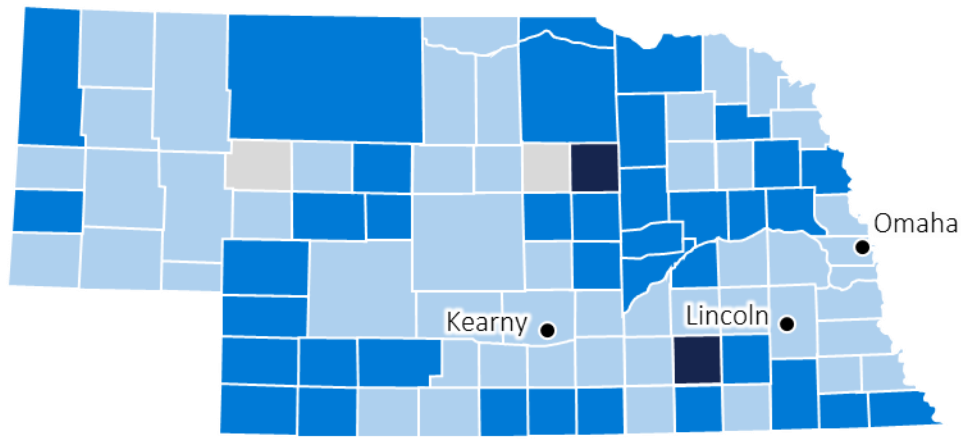
- Hillary Clinton appreciated widespread support throughout the state, most likely relying on her strong support within the African American community.
- While exit polling has not been released for the state, Bernie Sanders’ two county-level wins were in two of the counties with the highest White population in the state.

Sources: Wilson Andres, Matthew Bloch, Jeremy Bowers, and Tim Giratikanon, "Louisiana Primary Results," The New York Times, March 7, 2016; The Washington Post "Louisiana Primary Election Results," March 7, 2016; National Journal Research, 2016.

Sanders Rides To Win in Nebraska With Support in University Towns


Nebraska Dem. Caucuses Results, by County

Legend	Candidate	Votes	Pct.	Delegates
	Bernie Sanders	19,120	57.1%	15
	Hillary Clinton	14,340	42.9%	10
	Tie			



Analysis

- Many counties received less than 50 votes for either candidate, **as more than two-thirds of votes the state's votes were cast in Omaha and Lincoln.**
- **Sanders buried Clinton by over 20 points** in the university towns of Lincoln and Kearny.
- Clinton came within 9-points of Sanders in Omaha's Douglas County.

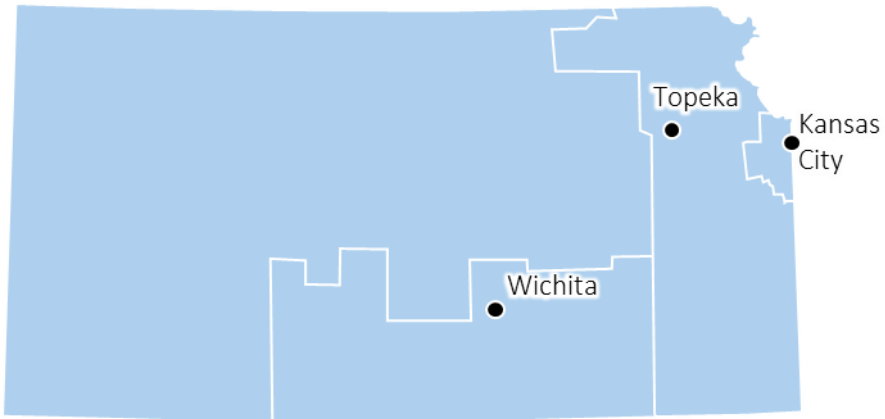
 Precincts reporting no votes for any candidate.

Sources: Wilson Andres, Matthew Bloch, Jeremy Bowers, and Tim Giratikanon, "Nebraska Primary Results," The New York Times, March 7, 2016; The Washington Post "Nebraska Primary Election Results," March 7, 2016.

Sanders Campaign Gains Momentum, Scores Two-Thirds of the Vote in Kansas Caucuses

Kansas Dem. Caucuses Results, by County

Legend	Candidate	Votes	Pct.	Delegates
■	Bernie Sanders	26,450	67.7%	23
	Hillary Clinton	12,593	32.3%	10



Analysis

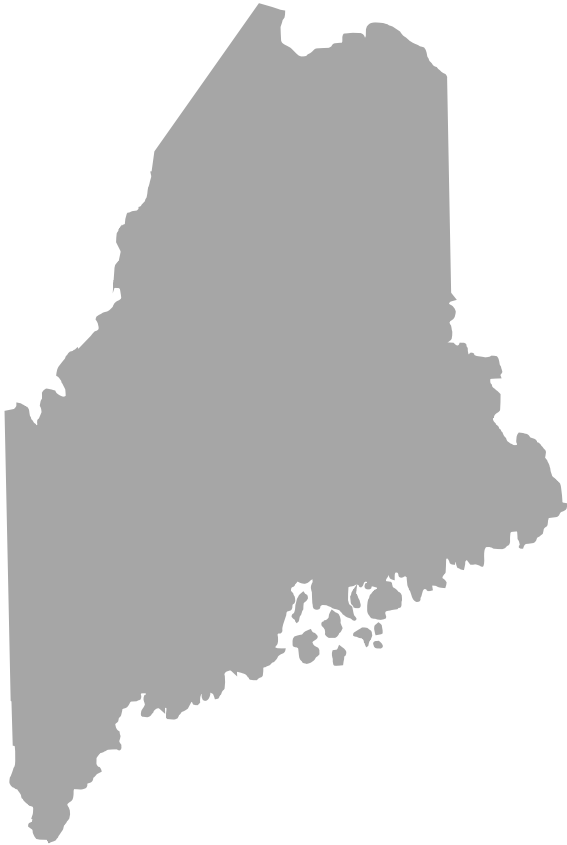
- Sanders enjoyed widespread support across the state, with his smallest lead being a 24-point win in the 3rd District comprised of the Kansas portion of Kansas City.
- Despite being a largely Republican state, liberal White voters who support what some call “prairie populism” helped provide a marginally higher turnout than the last caucuses held in 2008.

Sources: Wilson Andres, Matthew Bloch, Jeremy Bowers, and Tim Giratikanon, “Kansas Primary Results,” *The New York Times*, March 7, 2016; *The Washington Post* “Kansas Primary Election Results,” March 7, 2016; Jonathan Martin, “Ted Cruz Keeps Up Pressure on Donald Trump; Bernie Sanders Takes 2 on Super Saturday,” *The New York Times*, March 5, 2016.

Sanders Scores a Win in Maine

Maine Dem. Caucuses Results

Candidate	Votes	Pct.	Delegates
Bernie Sanders	2,231	64.3%	17
Hillary Clinton	1,232	35.5%	8

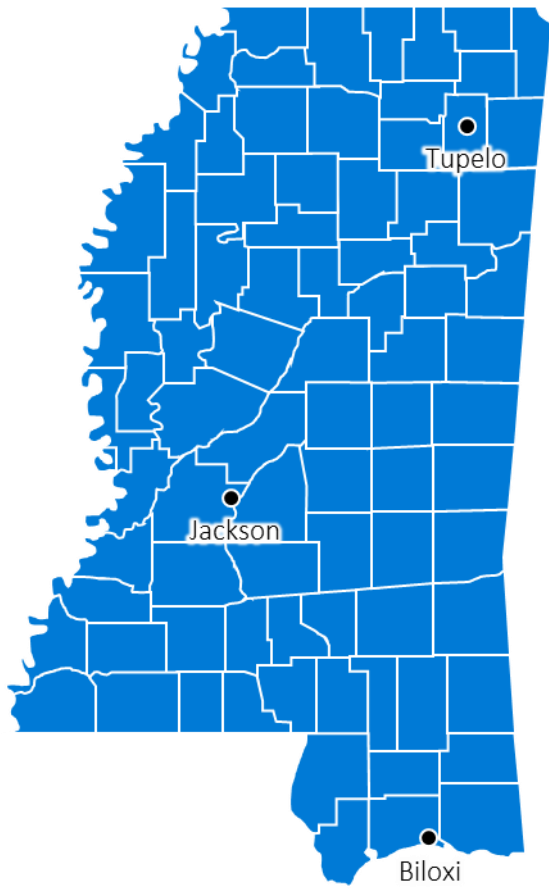


Sources: Wilson Andres, Matthew Bloch, Jeremy Bowers, and Tim Giratikanon, "Maine Primary Results," The New York Times, March 7, 2016; The Washington Post "Maine Primary Election Results," March 7, 2016.

Clinton Continues Her Sweep Across the South With A Win in Mississippi

Mississippi Dem. Primary Results, by County

Legend	Candidate	Votes	Pct.	Delegates
■	Hillary Clinton	182,282	82.6%	31
	Bernie Sanders	36,284	16.5%	5





Analysis

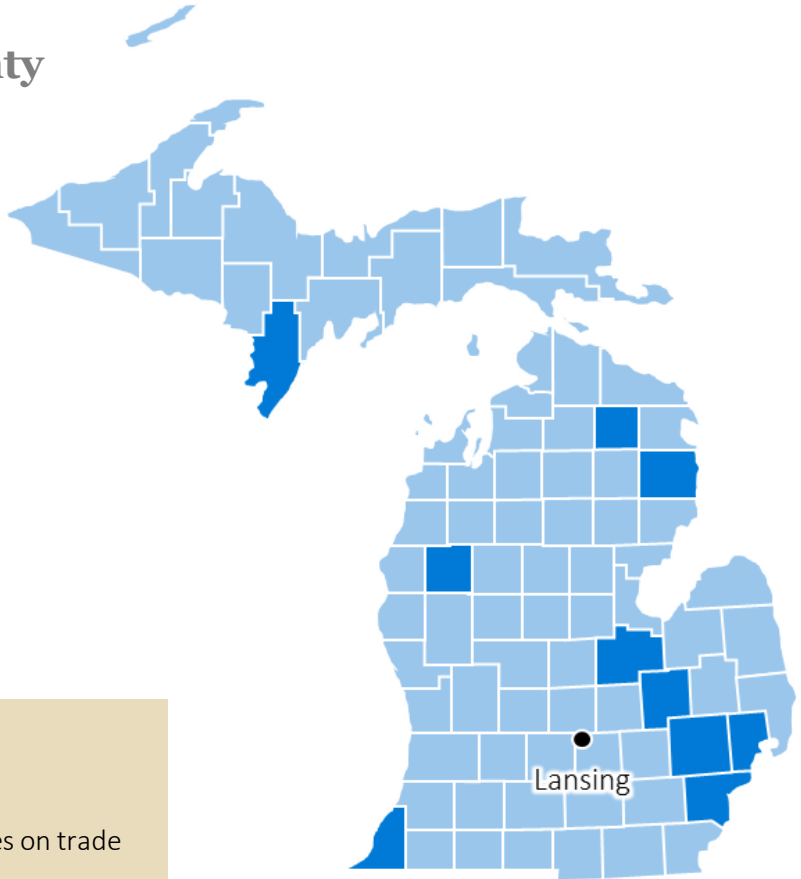
- Hillary Clinton continued her pattern of doing well in Southern states with high African American populations. **In some counties she scored over 90 percent of the vote.**
- Bernie Sanders was unable to gain more than 40% of the vote in any county across the state.

Sources: Wilson Andres, Matthew Bloch, Jeremy Bowers, and Tim Giratikanon, "Mississippi Primary Results," The New York Times, March 9, 2016

Sanders Wins Michigan Primary in Historic Upset

Michigan Dem. Primary Results, by County

Legend	Candidate	Votes	Pct.	Delegates
	Bernie Sanders	595,073	49.8%	67
	Hillary Clinton	576,723	48.3%	63





Analysis

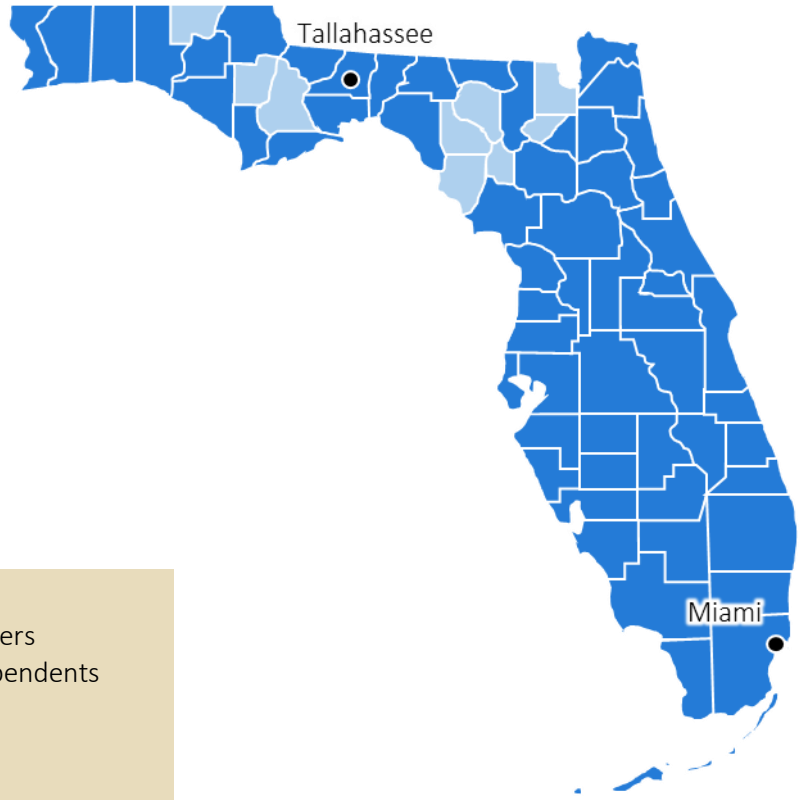
- Bernie Sanders narrowly defeated Hillary Clinton in Michigan
- The polls leading up to the primary had Clinton ahead by double digits
- Sanders worked to win the delegate-heavy state by attacking Clinton’s policies on trade and her connection to Wall Street

Sources: CNN, “2016 Election Center: Michigan,” March 9, 2016; The Washington Post, “Michigan Primary Election Results,” Campaign 2016, March 9, 2016; US Census Michigan County Map, March 8, 2016; Manuela Tobias and Nolan D. McCaskill, “Bernie Sanders Wins Michigan in Stunning Upset,” Politico, March 8, 2016.

Clinton Rounds Out Her Sweep of the South With a Florida Win

Florida Dem. Primary Results, by County

Legend	Candidate	Votes	Pct.	Delegates
	Hillary Clinton	1,097,400	64.4%	141
	Bernie Sanders	566,603	33.3%	73





Analysis

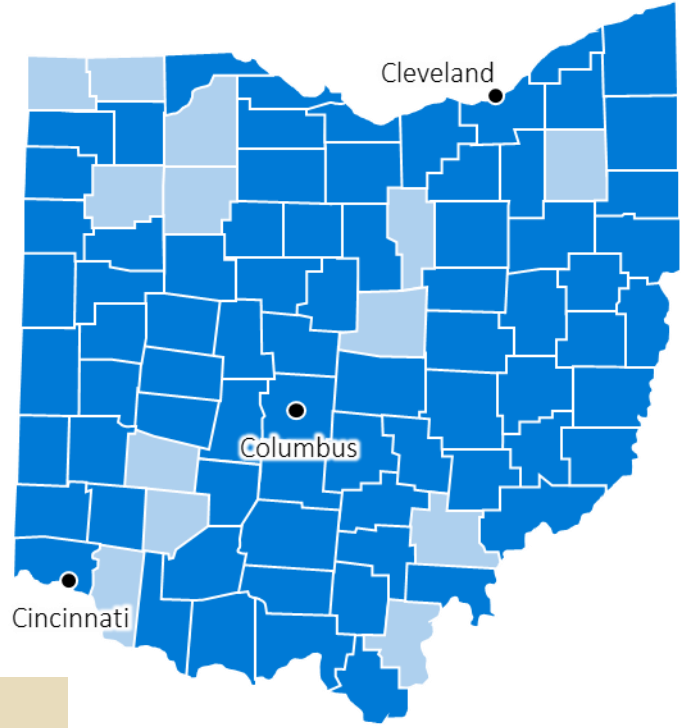
- Hillary Clinton wins over a majority of the votes in Florida over Bernie Sanders
- Clinton was expected to easily win Florida as the closed primary kept independents from participating in the polls

Sources: CNN, "Florida," 2016 Election Center, March 16, 2016; US Census Florida County Map, March 10, 2016; Laura Meckler and Colleen McCain Nelson, "Hillary Clinton Wins Four States, Adding to Delegate Lead," Wall Street Journal, March 16, 2016.

Ohio Started Close But Cleveland Brings it Home For Clinton

Ohio Dem. Primary Results, by County

Legend	Candidate	Votes	Pct.	Delegates
	Hillary Clinton	679,266	56.5%	81
	Bernie Sanders	513,550	42.7%	62





Analysis

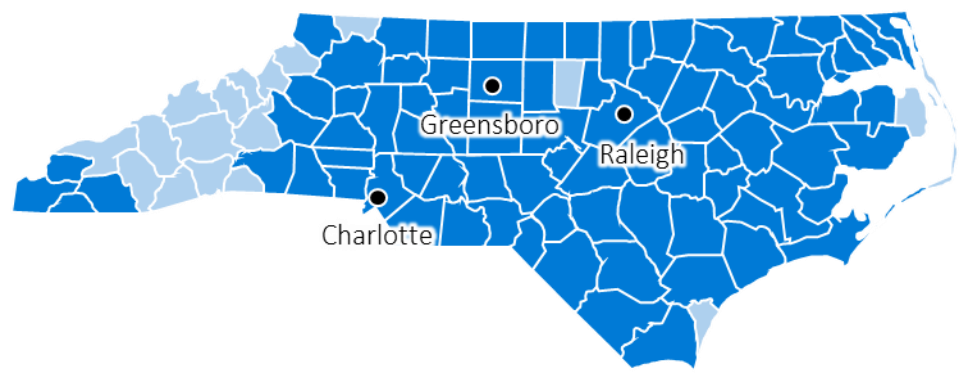
- Hillary Clinton was catapulted to the win thanks to Cuyahoga County, home of Cleveland. The county casted about 20% of the state’s votes and voted overwhelmingly for Clinton, 63-36.
- Clinton and Sanders remained close throughout most of the state, often posting margins within 10 points.

Sources: Wilson Andrews, Matthew Bloch, Jeremy Bowers and Tom Giratikanon, “New York Times Primary Results and Calendar,” The New York Times, March 16, 2016; Kevin Schaul and Samuel Granados, “US Primary Results by State,” Washington Post, March 16, 2016.

Clinton Finishes Her Southern Sweep With a Win in North Carolina

North Carolina Dem. Primary Results, by County

Legend	Candidate	Votes	Pct.	Delegates
	Hillary Clinton	616,383	54.6%	60
	Bernie Sanders	460,316	40.8%	47





Analysis

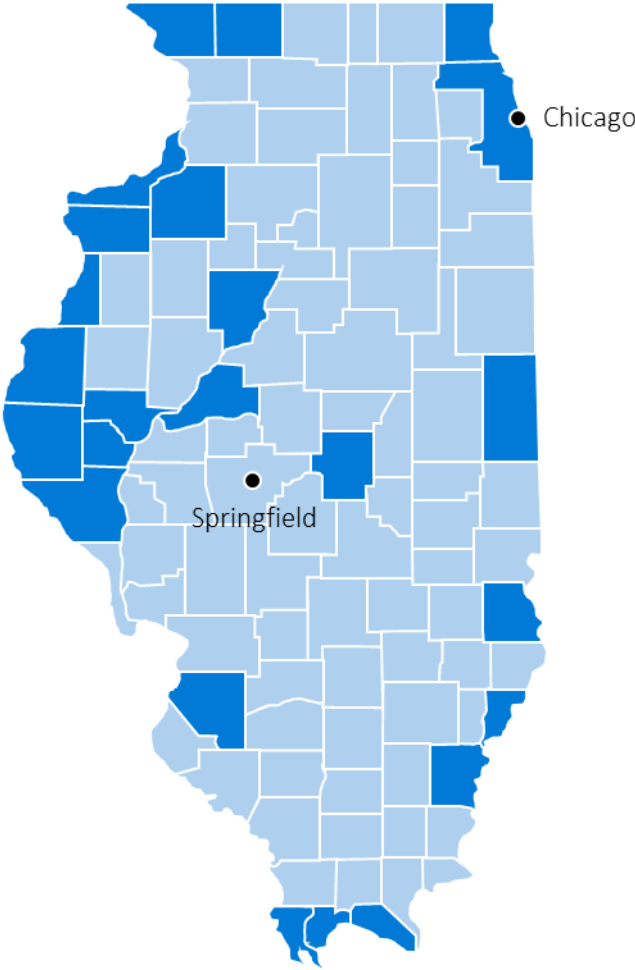
- Bernie Sanders' largest base of support was centered in the mountainous, western portion of the state, home to the Appalachian peaks.
- Hillary Clinton rose to the win with the help of African American voters in the central portion of the state.
- Sanders and Clinton remained close along the coast, posting tight margins.

Sources: Wilson Andrews, Matthew Bloch, Jeremy Bowers and Tom Giratikanon, "New York Times Primary Results and Calendar," The New York Times, March 16, 2016; Kevin Schaul and Samuel Granados, "US Primary Results by State," Washington Post, March 16, 2016.

Hillary Clinton Barely Wins in Illinois With Critical Support in Chicago Pushing Her Over the Threshold

Illinois Dem. Primary Results, by County

Legend	Candidate	Votes	Pct.	Delegates
	Hillary Clinton	1,017,006	50.5%	79
	Bernie Sanders	982,017	48.7%	77






Analysis

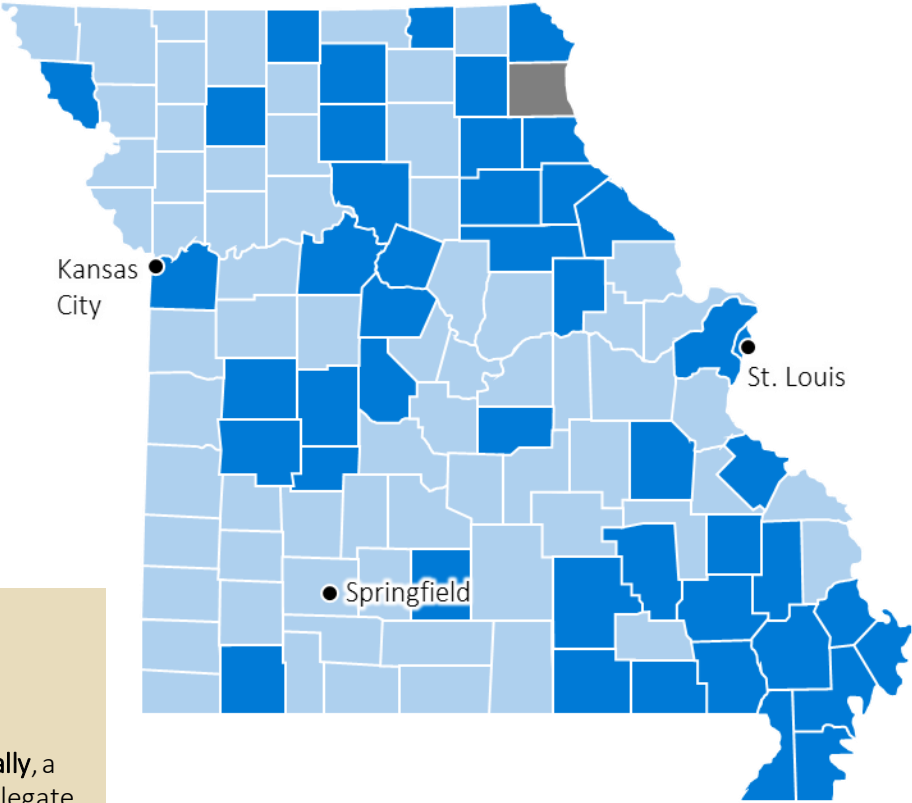
- Hillary Clinton continued to gain **majority support amongst black voters** allowing her to win the critical Chicago vote, which propelled her to victory
- Although it was by a small margin, Sander’s loss in in Clinton’s childhood state **blunted the momentum he had after his surprise win in Michigan.**

Sources: U.S. Census Illinois County Maps; The New York Times, "Illinois Primary Results," March 16, 2016; Allan Rappeport, "Hillary Clinton Wins Illinois Primary," The New York Times, March 16, 2016.

Sanders Eligible For a Recount in Missouri, But Would Have Negligible Effect on Delegate Count

Missouri Dem. Primary Results, by County

Legend	Candidate	Votes	Pct.	Delegates
	Hillary Clinton	310,602	49.6%	32
	Bernie Sanders	309,071	49.4%	32
	Tie			





Analysis

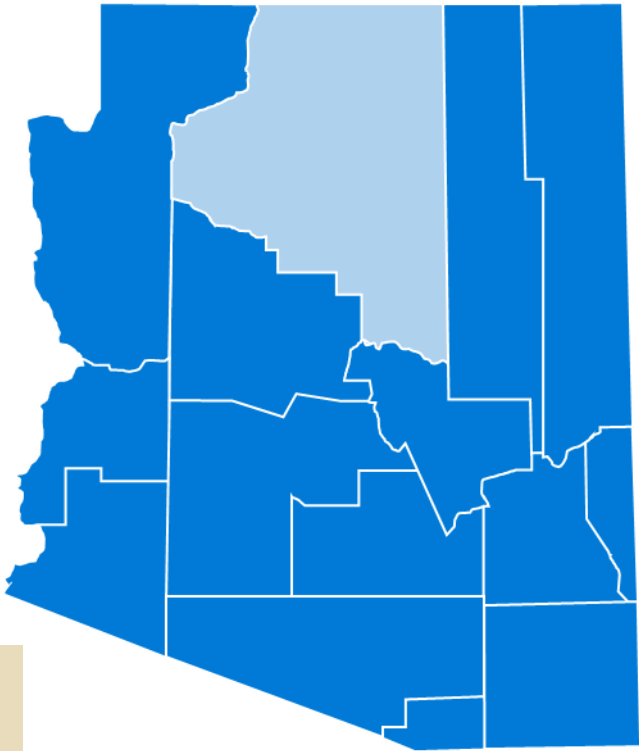
- Missouri law states that a recount must be provided at the request of a candidate who has lost by less than half of one percentage point.
- Forcing a recount would, at most, give a win that's more symbolic than substantial. Since Democratic party delegates are allocated proportionally, a recount would most likely result in the same or an extremely similar delegate allocation.

Sources: Wilson Andrews, Matthew Bloch, Jeremy Bowers, and Tom Giratikanon, "Missouri Primary Results," The New York Times, March 17, 2016; Nicholas J.C. Pistor, "Potential Missouri Recount Process Could Take Months," St. Louis Post-Dispatch, March 17, 2016.

Sanders' Campaign Efforts Fall Short in Arizona

Arizona Dem. Primary Results, by County

Legend	Candidate	Votes	Pct.	Delegates
	Hillary Clinton	235,697	57.6%	42
	Bernie Sanders	163,400	39.9%	33





Analysis

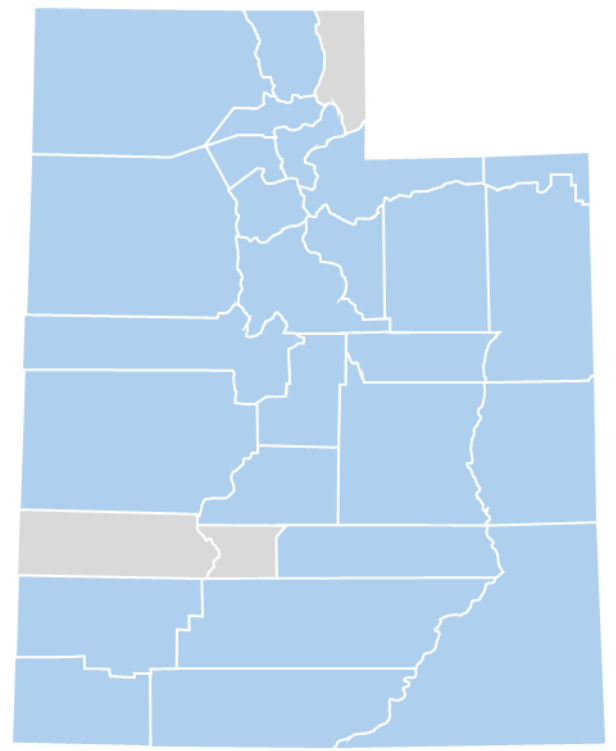
- Hillary Clinton won in Arizona, the state in which she won in the 2008 primary
- Bernie Sanders had spent large amounts of money and time in Arizona in an attempt to win over voters, but he fell short on election day

Sources: The New York Times, "Arizona Primary Results," Election 2016, March 23, 2016; US Census Arizona County Map, March 15, 2016; Yvonne Wingett Sanchez, "Hillary Clinton Wins Arizona Primary, as Bernie Sanders Takes Utah, Idaho, USA Today, March 23, 2016.

Sanders' Large Margin In Utah Helps Keep Campaign Hopes Alive

Utah Dem. Caucuses Results, by County

Legend	Candidate	Votes	Pct.	Delegates
	Bernie Sanders	61,333	79.3%	27
	Hillary Clinton	15,666	20.3%	6



 No precincts reporting.



Analysis

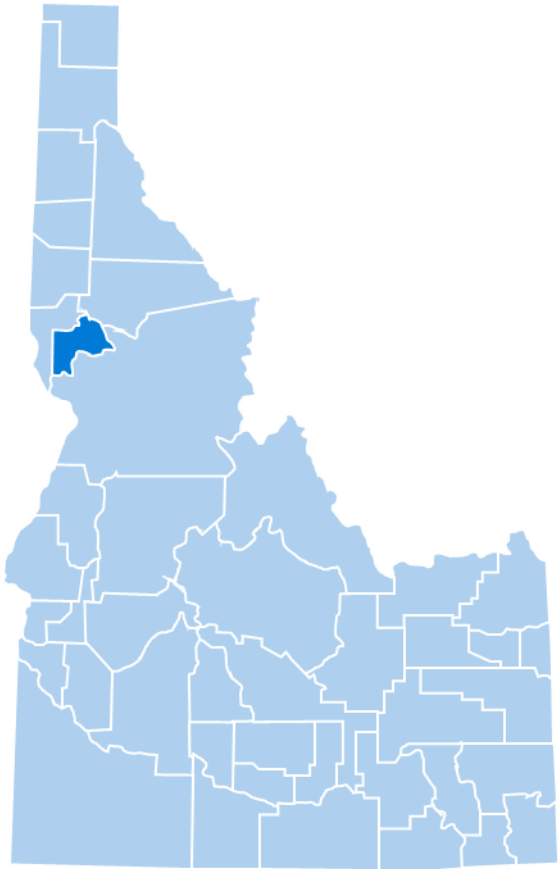
- Sanders posted big wins across the state, even winning Salt Lake City's county by over 50 points.
- Clinton was only able to garner more than 35% support in one county. (This was in Millard County, where only 25 votes were cast in total.)

Sources: Wilson Andres, Matthew Bloch, Jeremy Bowers, and Tim Giratikanon, "Utah Primary Results," The New York Times, March 23, 2016; The Washington Post "Utah Primary Election Results," March 23, 2016.

Sanders Wins in Idaho, Large Margin Helps Him in Delegate Race

Idaho Dem. Caucuses Results, by County

Legend	Candidate	Votes	Pct.	Delegates
	Bernie Sanders	18,640	78.0%	17
	Hillary Clinton	5,065	21.2%	5




Analysis

- Sanders enjoyed support throughout the state, winning most counties by 30-40 point margins.
- Despite her single win in the panhandle, Clinton’s base of support was consolidated along Idaho’s southern border.

Sources: Wilson Andres, Matthew Bloch, Jeremy Bowers, and Tim Giratikanon, "Idaho Primary Results," The New York Times, March 23, 2016; The Washington Post "Idaho Primary Election Results," March 23, 2016.

Sanders Wins in Hawaii After High Turnout, Delayed Official Results

Hawaii Dem. Caucus Results, by County

Legend	Candidate	Votes	Pct.	Delegates
	Bernie Sanders	23,530	69.8%	17
	Hillary Clinton	10,125	30.0%	8



Analysis

- Official results from the caucuses were delayed for many hours after Hawaii’s decision against releasing partial results. **The first projection came from a crowd-sourced Google-doc which accurately predicted the official outcome within 1 percentage point.**
- **Heavy turnout** is another factor possibly contributing in delayed results, as many sources reported thousands of new members and long lines at some caucus sites.

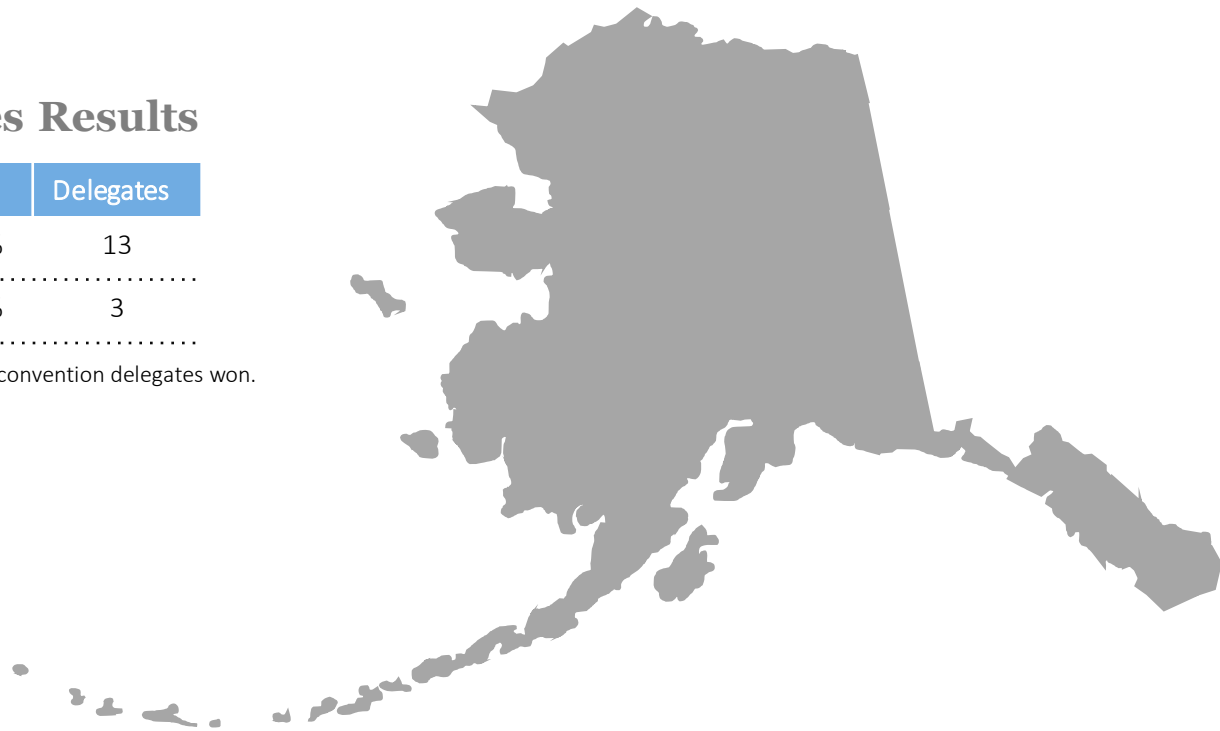
Sources: Wilson Andres, Matthew Bloch, Jeremy Bowers, and Tim Giratikanon, “Hawaii Caucus Results,” The New York Times, March 28, 2016; Steph Solis, “Amid Hawaii Delays, the Internet Turned to a Google Doc for Caucus Results,” USA Today, March 27, 2016.

Sanders Beats Clinton by Wide Margin in Alaska

Alaska Dem. Caucuses Results

Candidate	Votes	Pct.	Delegates
Hillary Clinton	440	81.6%	13
Bernie Sanders	99	18.4%	3

*Votes are represented as the number of state convention delegates won.



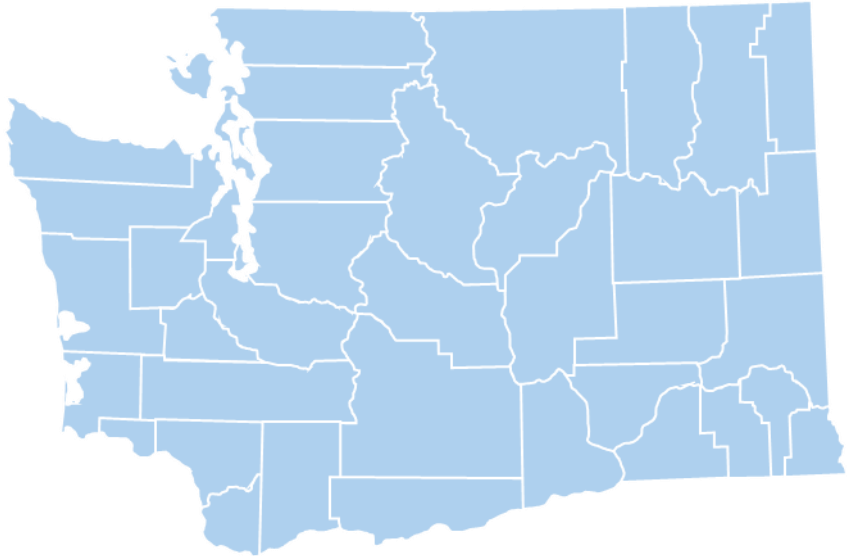
Sources: Wilson Andres, Matthew Bloch, Jeremy Bowers, and Tim Giratikanon, "Alaska Primary Results," The New York Times, March 28, 2016.

Sanders Sweeps Washington State By Large Margin

Washington State Dem. Primary Results, by County

Legend	Candidate	Votes*	Pct.	Delegates**
■	Bernie Sanders	19,159	72.7%	74
■	Hillary Clinton	7,140	27.1%	27

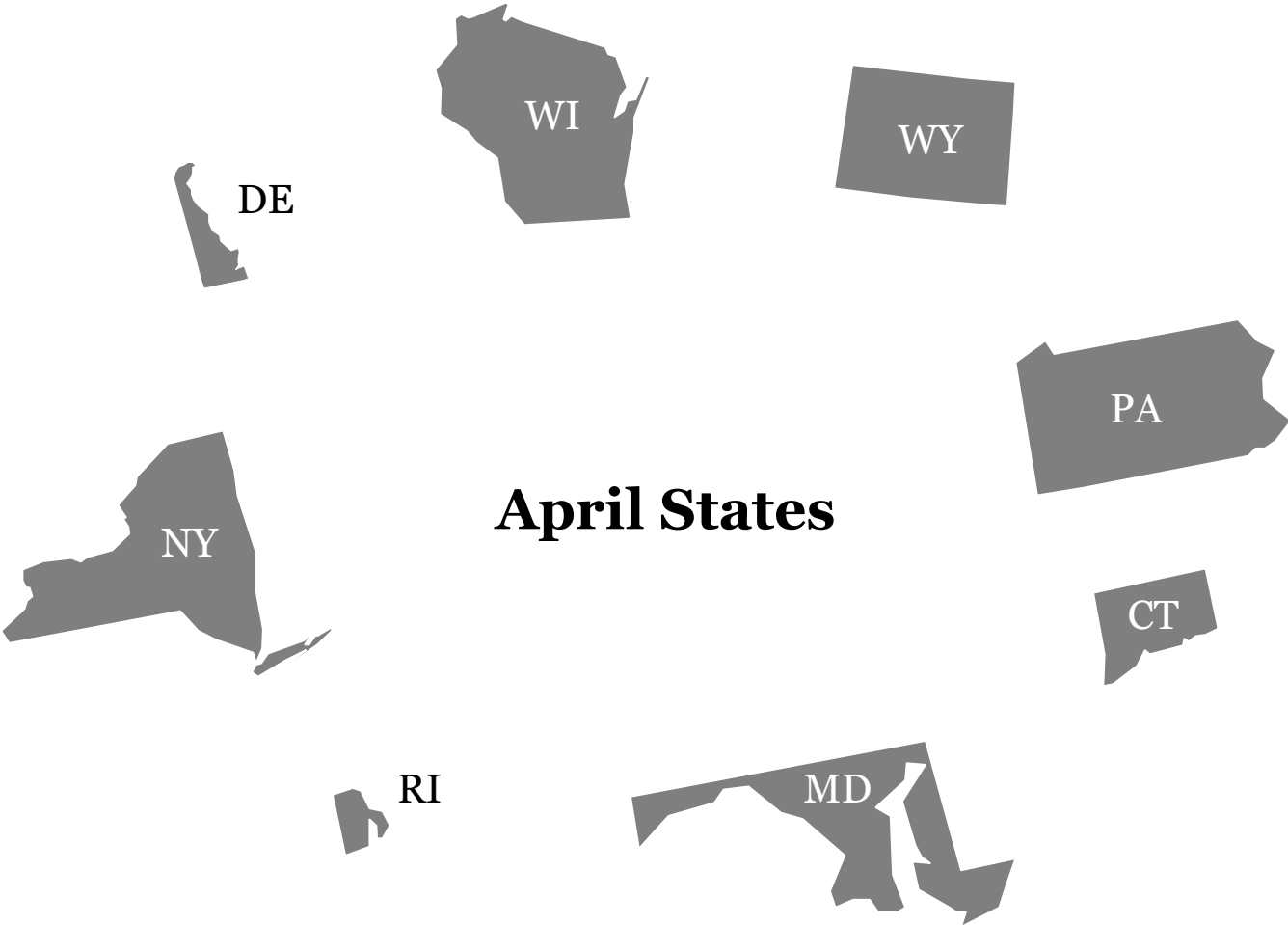
*Votes are represented as the number of legislative district delegates won.
 ** Delegates have yet to be officially allocated. The expected proportional allocation according to Washington Democratic Party rules is shown.



Analysis



- Only 34 of Washington’s 101 pledged delegates at stake were officially allocated immediately after the caucuses. The remaining 64 will be allocated proportionally according to caucus results at the congressional level caucuses and the state convention (May 21st and June 18th respectively.)
- Clinton saw little support across the state, with her best county-level performance being a 20-point loss.

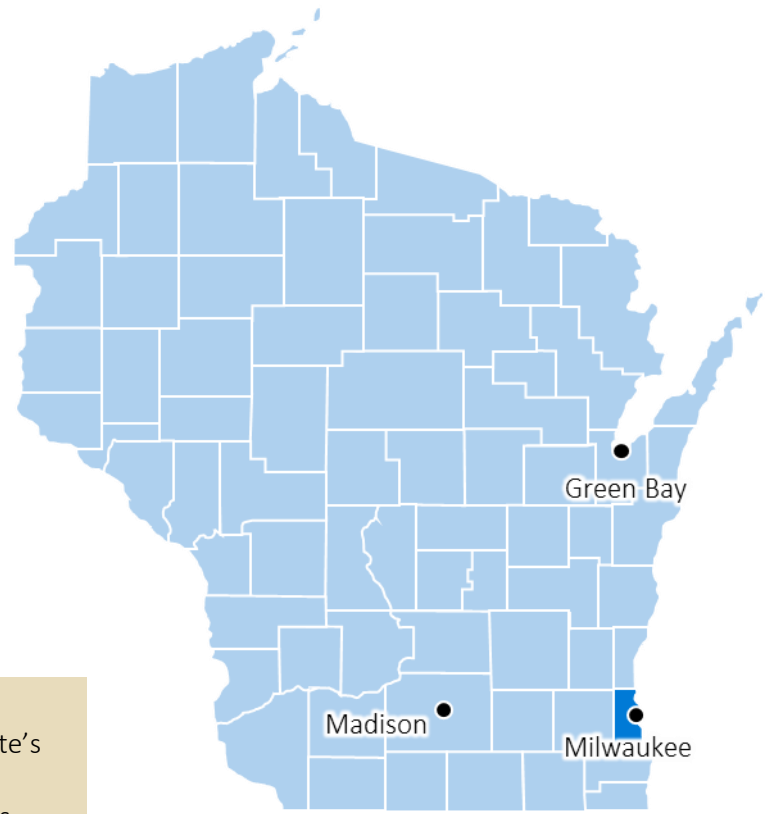
Sources: Wilson Andres, Matthew Bloch, Jeremy Bowers, and Tim Giratikanon, “Washington State Caucus Results,” The New York Times, March 28, 2016; The Green Papers Staff, “Washington Democrat Presidential Nominating Process,” The Green Papers, March 28, 2016.



Sanders Gains Momentum After Sixth Straight Primary Win in Wisconsin

Wisconsin Dem. Primary Results, by County

Legend	Candidate	Votes	Pct.	Delegates
	Bernie Sanders	567,936	56.6%	48
	Hillary Clinton	432,767	43.1%	38





Analysis

- Nearly 200,000 of the 1 million total votes were cast in Milwaukee county, the state’s most populous and diverse county. Clinton edged out Sanders 52-48.
- While minorities made up less than 20% of primary voters, Clinton won among this group by 14 points.
- Sanders continued to sweep younger voters, scoring over 80% of voters under the age of 30.

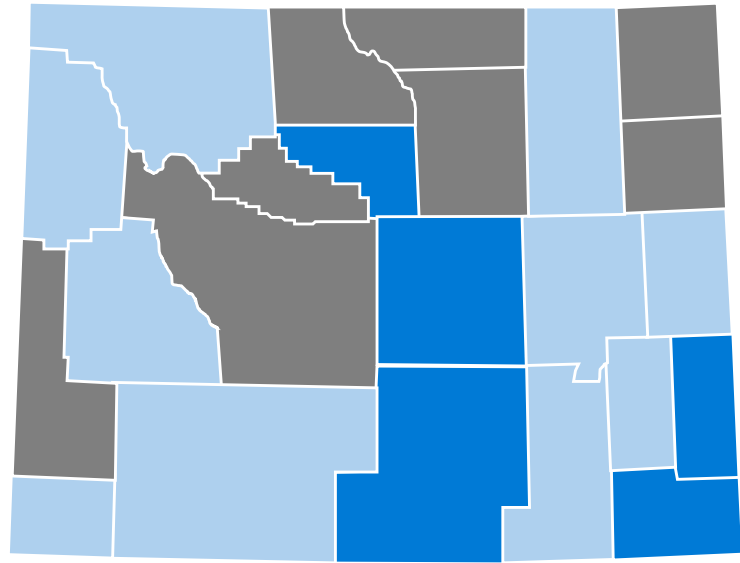
Sources: Wilson Andrews, Matthew Bloch, Jeremy Bowers and Tom Giratikanon, “Wisconsin Primary Results,” The New York Times, April 6, 2016; CNN “Wisconsin Exit Polls,” CNN Election Center, April 6, 2016; Niall Stange, “5 Takeaways from Wisconsin,” The Hill, April 6, 2016.

Sanders Wins Wyoming, But Clinton Leads in Delegates Thanks to Unusual Delegate Allocation Process

Wyoming Dem. Caucus Results, by County

Legend	Candidate	Votes*	Pct.	Delegates
	Bernie Sanders	156	55.7%	7
	Hillary Clinton	124	44.3%	7

*Vote totals are represented as state delegates won.





 County allocated state delegates evenly between candidates.

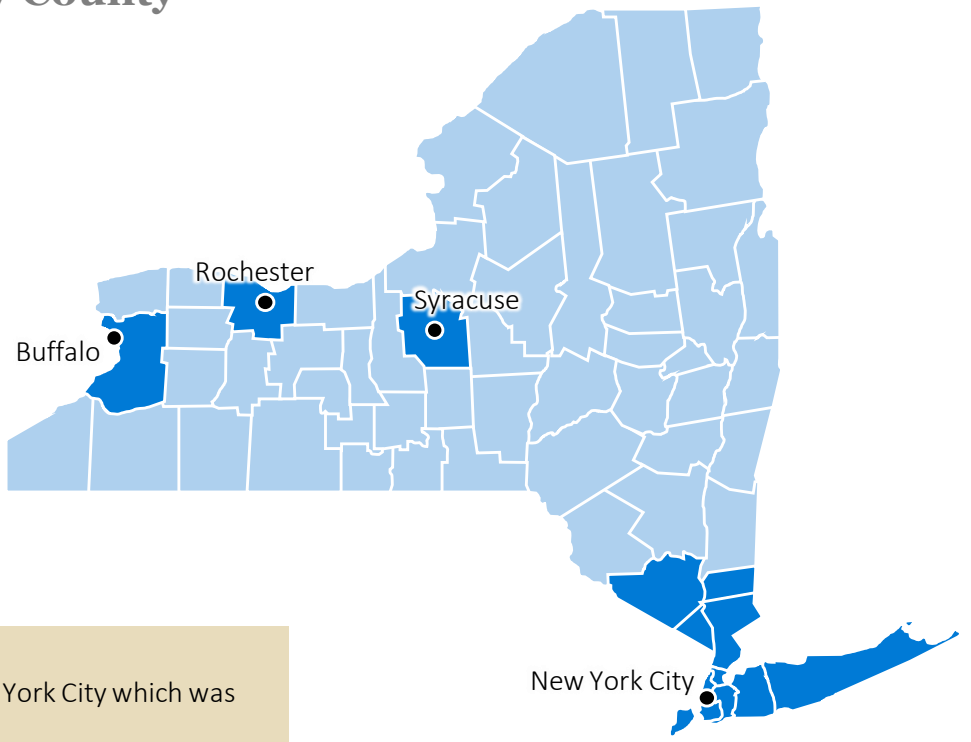
- The Wyoming Democratic Party **allocates state delegates proportionally at county caucuses after holding a presidential preference poll**. These state delegates then advance to the state convention where national delegates are allocated proportionally.
- While Sanders bested Clinton by 10-points, the **state delegate math was unfavorable to Sanders** as many counties had a small number of delegates to split. (14 counties had less than 10 state delegates to allocate.)
- The rounding of delegates often favored Clinton, ultimately eating into Sanders’s lead.

Sources: The Green Papers Staff, “Wyoming Democrat Presidential Nominating Process,” April 10, 2016; Wilson Andrews, Matthew Bloch, Jeremy Bowers, and Tom Giratikanon, “Wyoming Caucus Results,” The New York Times, April 11 2016.

Hillary Clinton Wins Important New York Primary

New York Dem. Primary Results, by County

Legend	Candidate	Votes	Pct.	Delegates
	Hillary Clinton	1,054,083	58.0%	139
	Bernie Sanders	763,469	42.0%	108



Analysis

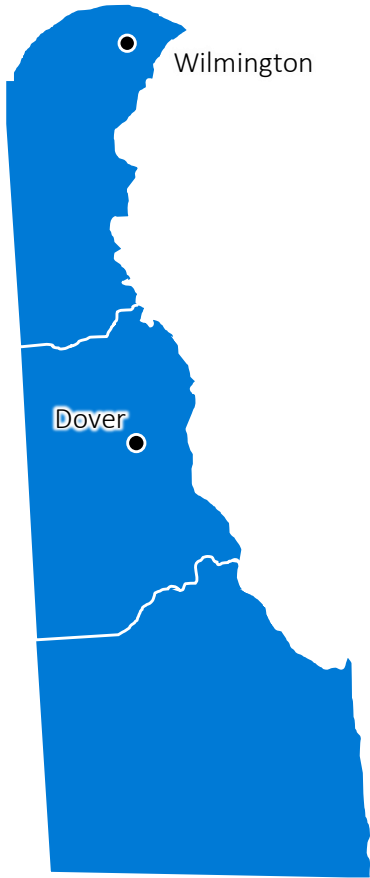
- Hillary Clinton pulled ahead largely thanks to her support in New York City which was **responsible for over half of the total vote in the state.**
- Bernie Sanders kept it close by **rallying support in upstate New York**, with some northern counties supporting him by wide 40-point margins.

Sources: Wilson Andrews, Matthew Bloch, Jeremy Bowers and Tom Giratikanon, "New York Primary Results," The New York Times, April 20, 2016.

Hillary Clinton Wins Delaware Primary

Delaware Dem. Primary Results, by County

Legend	Candidate	Votes	Pct.	Delegates
■	Hillary Clinton	55,950	59.8%	12
	Bernie Sanders	36,659	39.2%	9



Analysis

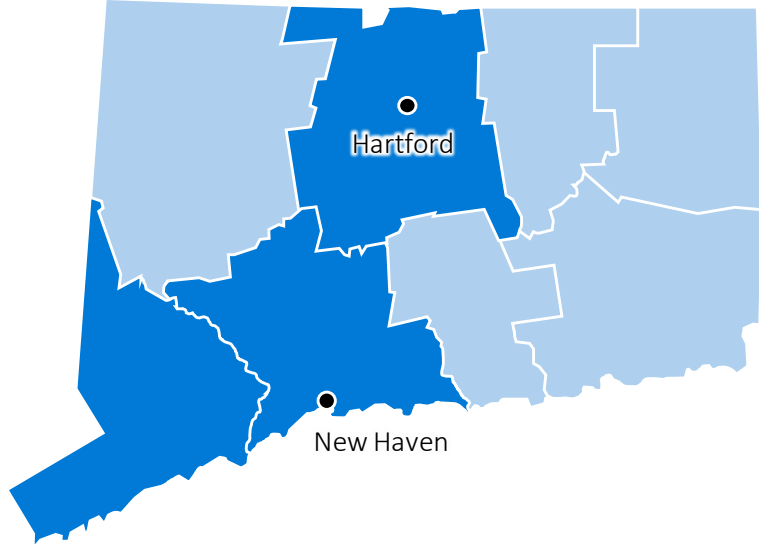
- In the past three competitive Democratic presidential primaries, the eventual nominee has won Delaware.

Sources: Wilson Andrews, Matthew Bloch, Jeremy Bowers and Tim Giratikanon, "Delaware Primary Results," *The New York Times*, April 27, 2016; *The Guardian*, "Live Election Results," April 27, 2016.

Clinton Tops Sanders By Barely Five Points to Win Connecticut Primary

Connecticut Dem. Primary Results, by County

Legend	Candidate	Votes	Pct.	Delegates
■	Hillary Clinton	170,075	51.8%	28
■	Bernie Sanders	152,410	46.4%	27





Analysis

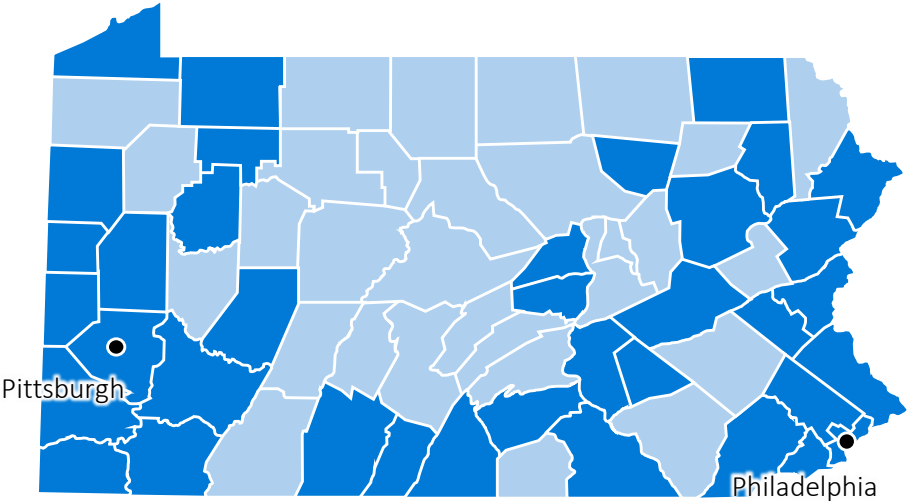
- Hillary Clinton continued to enjoy her support from the New York City suburbs in Fairfield County.
- Outside of Hartford and New Haven, Sanders mobilized a competitive number of voters, especially in the northeastern corner of the state.

Sources: Wilson Andrews, Matthew Bloch, Jeremy Bowers and Tim Giratikanon, "Connecticut Primary Results," *The New York Times*, April 27, 2016; *The Guardian*, "Live Election Results," April 27, 2016.

Hillary Clinton Wins Hard Fought Battle in Pennsylvania

Pennsylvania Dem. Primary Results, by County

Legend	Candidate	Votes	Pct.	Delegates
	Hillary Clinton	918,689	55.6%	106
	Bernie Sanders	719,955	43.6%	83



Analysis

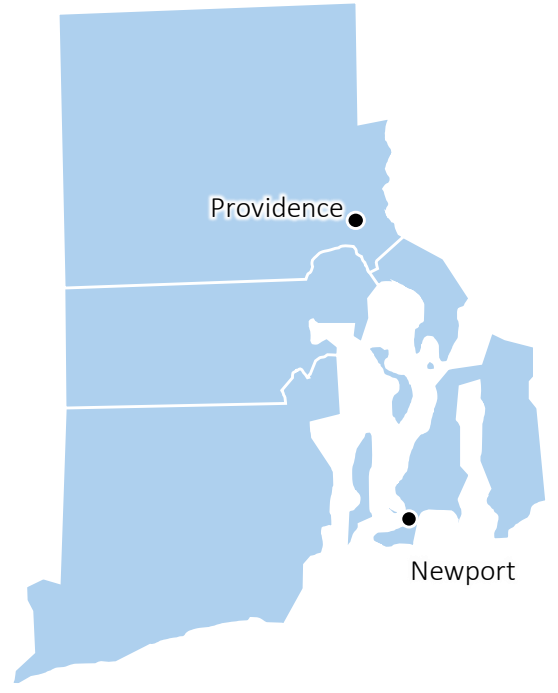
- Most counties in Pennsylvania were decided by less than 10 points, with several decided by a margin of less than five.
- Hillary Clinton rose to victory thanks to success in Philadelphia, where she bested Sanders 62-37.

Sources: Wilson Andrews, Matthew Bloch, Jeremy Bowers and Tim Giratikanon, "Pennsylvania Primary Results," The New York Times, April 27, 2016.

Bernie Sanders Scores a Win Over Hillary Clinton in Rhode Island

Rhode Island Dem. Primary Results, by County

Legend	Candidate	Votes	Pct.	Delegates
■	Bernie Sanders	66,720	55.0%	13
	Hillary Clinton	52,493	43.3%	11





Analysis

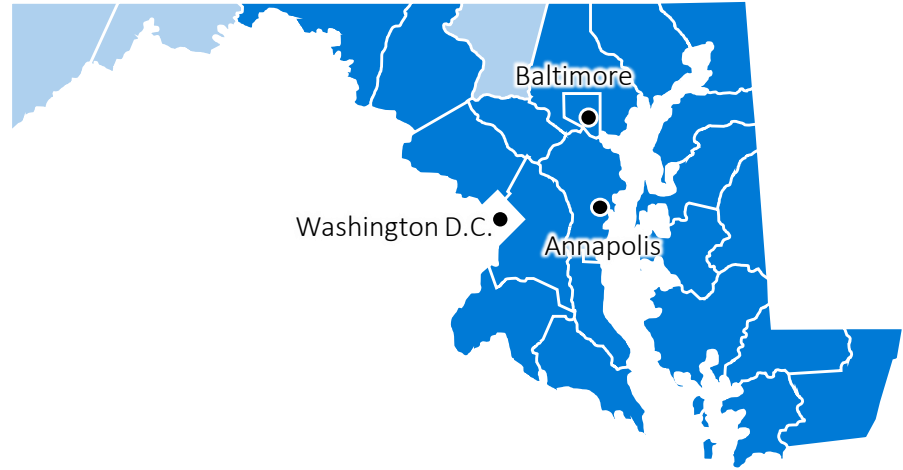
- Bernie Sanders enjoyed strong support throughout the state winning by 20 point margins in some counties.
- Hillary Clinton put up a strong fight in Providence and the surrounding areas.

Sources: Wilson Andrews, Matthew Bloch, Jeremy Bowers and Tim Giratikanon, "Rhode Island Primary Results," *The New York Times*, April 27, 2016; *The Guardian*, "Live Election Results," April 27, 2016.

Hillary Clinton Wins Maryland Primary

Maryland Dem. Primary Results, by County

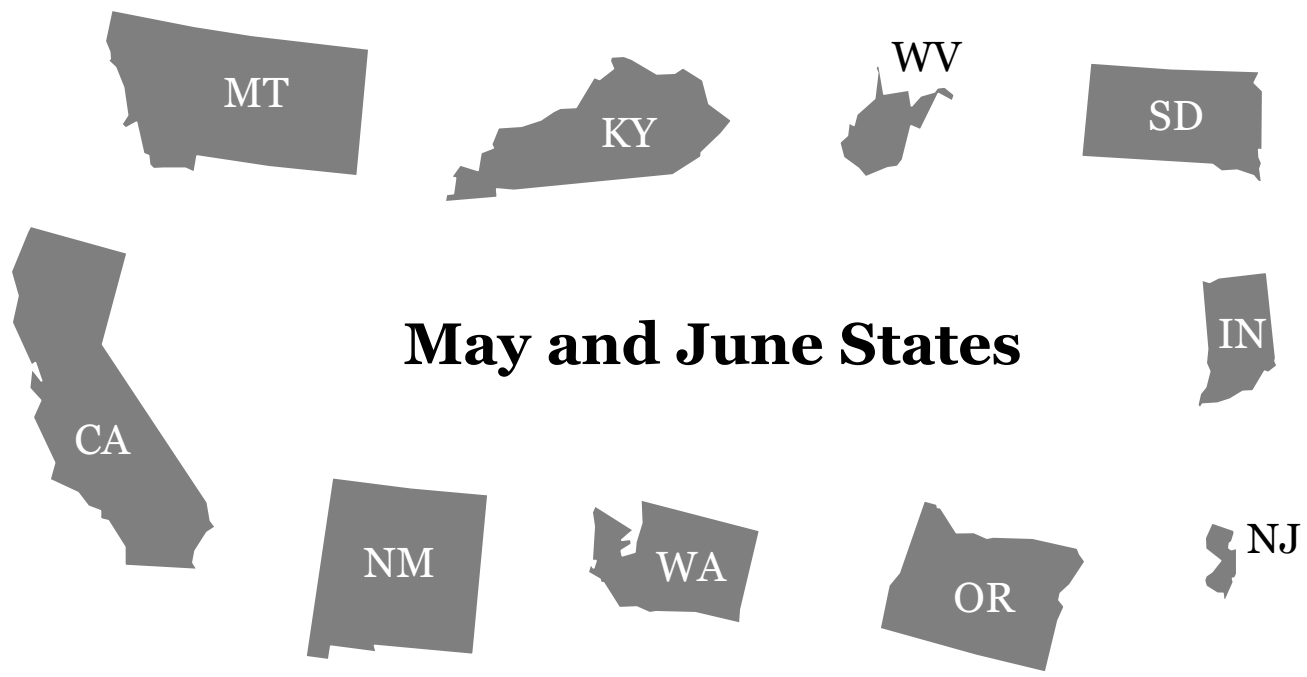
Legend	Candidate	Votes	Pct.	Delegates
	Hillary Clinton	533,471	63.0%	60
	Bernie Sanders	281,519	33.3%	35



Analysis




- Hillary Clinton received a huge share of the votes along the Baltimore-Washington urbanized corridor.
- Many counties had a sizable amount of uncommitted votes, most likely as a result of former governor Martin O’ Malley’ s previous candidacy. In some of the northern, less populous counties, neither current candidate received more than 50% of the vote.

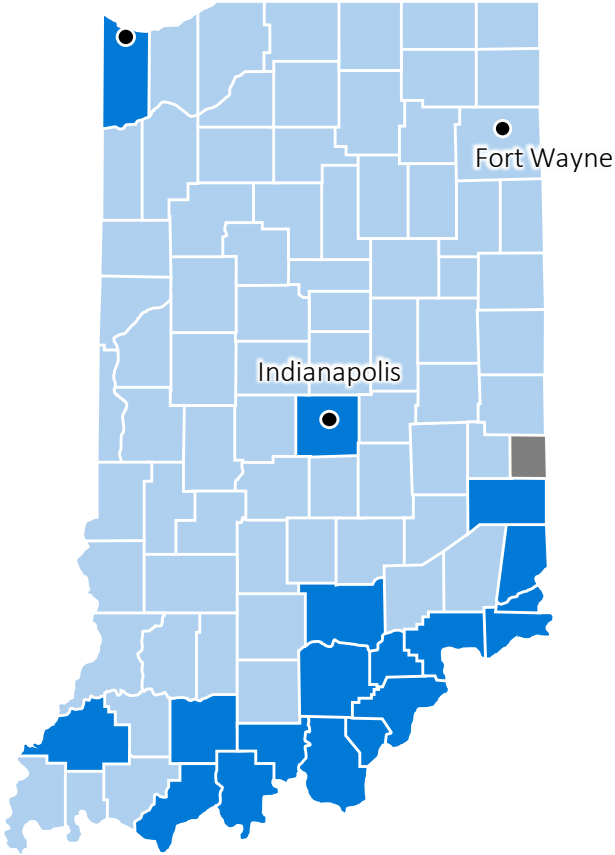
Sources: Wilson Andrews, Matthew Bloch, Jeremy Bowers and Tim Giratikanon, “Maryland Primary Results,” The New York Times, April 27, 2016; Maryland State Board of Elections, 2016.



Bernie Sanders Continues to Influence Democratic Party With Indiana Primary Win

Indiana Dem. Primary Results, by County

Legend	Candidate	Votes	Pct.	Delegates
	Bernie Sanders	335,256	52.5%	44
	Hillary Clinton	303,382	47.5%	39
	Tie			



Analysis

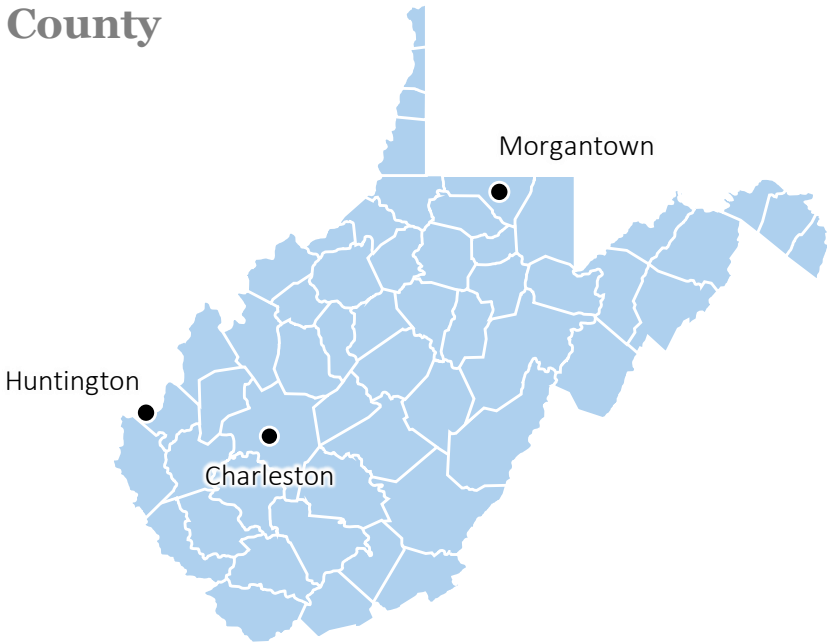
- Bernie Sanders did his best in Monroe county, home to Indiana University’s flagship campus.
- Hillary Clinton’s belt of support along the Ohio River challenges previously established election trends. The region is largely white and rural, typically prime territory for Sanders, yet Clinton won a surprising number of close contests.

Sources: Wilson Andrews, Matthew Bloch, Jeremy Bowers and Tim Giratikanon, “Indiana Primary Results,” The New York Times, May 4, 2016.

Voters Send Message to Democratic Party Choosing Sanders Despite Unfavorable Delegate Math

West Virginia Dem. Primary Results, by County

Legend	Candidate	Votes	Pct.	Delegates
■	Bernie Sanders	123,860	51.4%	18
<hr/>				
	Hillary Clinton	86,354	35.8%	11
<hr/>				





Analysis

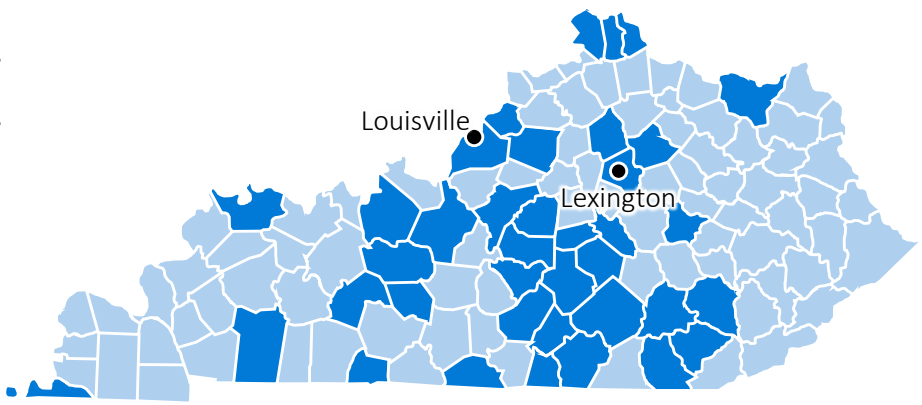
- While Hillary Clinton is almost guaranteed to grab the Democratic nomination thanks to her large delegate lead, **voters in West Virginia overwhelmingly chose Sanders**, most likely as a result of unfavorable remarks Clinton has made about the coal industry.
- Bernie Sanders had one of his best showings in Monongalia County**, home to Morgantown and the state’s flagship university.

Sources: Wilson Andrews, Matthew Bloch, Jeremy Bowers and Tim Giratikanon, “West Virginia Primary Results,” The New York Times, May 11, 2016.

Hillary Clinton Edges Out Sanders In Tense Kentucky Primary

Kentucky Dem. Primary Results, by County

Legend	Candidate	Votes	Pct.	Delegates
	Hillary Clinton	212,549	46.8%	28
	Bernie Sanders	210,626	46.3%	27





Analysis

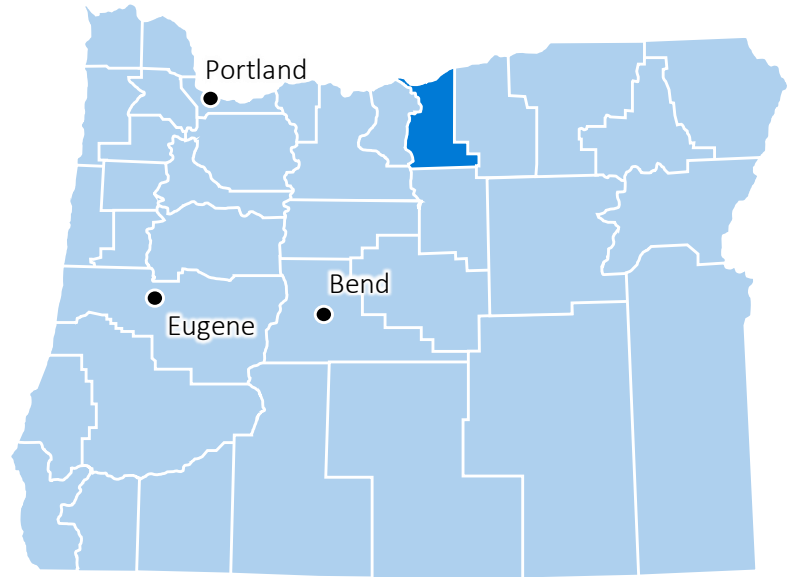
- Sanders' base of support was split between the two coal producing regions of the state in the east and the west.
- Hillary Clinton was able to overtake Sanders primarily thanks to her large win in Louisville's Jefferson County. The county was responsible for close to 25% of the total votes in the state and she won there by 17 points.

Sources: Wilson Andres, Matthew Bloch, Jeremy Bowers, and Tim Giratikanon, "Kentucky Primary Results," The New York Times, May 18, 2016.

Oregon Shows Support for Sanders, Makes Clinton’s Pivot to the General Election Difficult

Oregon Dem. Primary Results, by County

Legend	Candidate	Votes	Pct.	Delegates
	Bernie Sanders	309,422	55.8%	28
	Hillary Clinton	245,509	44.2%	24



Analysis

- Sanders achieved a rare urban win in Portland’s Multnomah county as the candidate tends to struggle in cities against Clinton.

Sources: Wilson Andres, Matthew Bloch, Jeremy Bowers, and Tim Giratikanon, “Oregon Primary Results,” The New York Times, May 18, 2016.

Hillary Clinton Scores a Win in Puerto Rico

Puerto Rico GOP Primary Results

Candidate	Votes	Pct.	Delegates
Hillary Clinton	52,658	59.7%	36
Bernie Sanders	33,368	37.9%	24

*Puerto Rico does not participate in the general election for president but holds a primary for both the Republican and Democratic nomination processes.



Sources: CNN Politics, "2016 Election Center – Puerto Rico," June 6, 2016.

Sanders Beats Clinton in North Dakota

North Dakota Dem. Caucus Results

Candidate	Votes*	Pct.	Delegates
Bernie Sanders	253	64.2%	13
Hillary Clinton	101	25.6%	5

*Vote totals are state convention delegates won.






Analysis

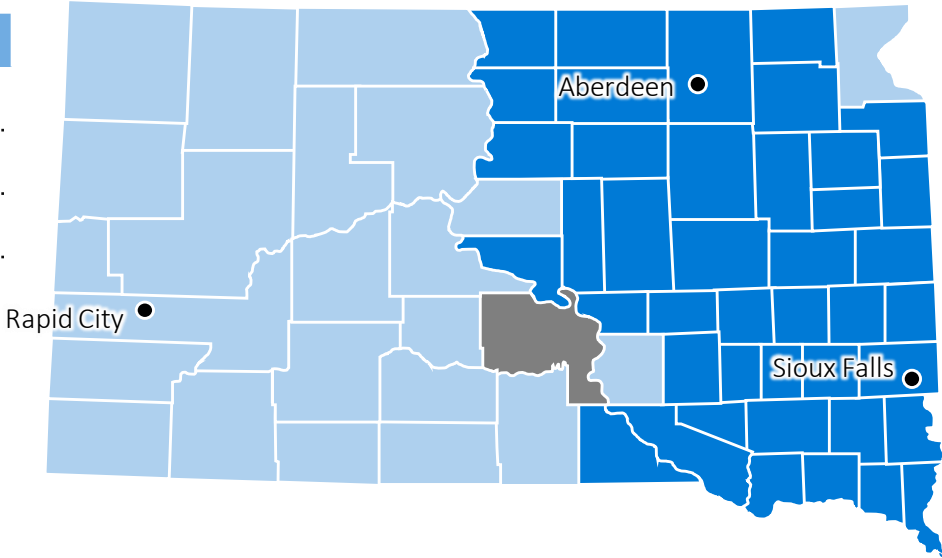
- North Dakota’s national delegates are not bound to the results of the June 7th caucus but are expected to follow the distribution resulting from the state convention.

Sources: Wilson Andrews, Matthew Bloch, Jeremy Bowers and Tim Giratikanon, “North Dakota Primary Results,” The New York Times, June 8, 2016.

Clinton Barely Edges Out Sanders in South Dakota

South Dakota Dem. Primary Results, by County

Legend	Candidate	Votes	Pct.	Delegates
	Hillary Clinton	27,046	51.0%	10
	Bernie Sanders	25,958	49.0%	10
	Tie			





Analysis

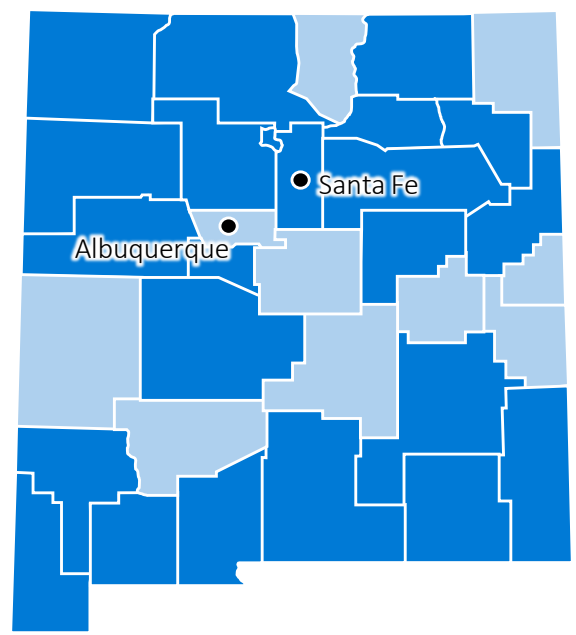
- Sanders and Clinton split the vote almost perfectly both numerically and geographically with the dividing line being the **Missouri River** in the center of the state.
- Sanders trended well among the Native American Reservation in the west while Clinton was more popular in the slightly more populated plains in the east.

Sources: Wilson Andrews, Matthew Bloch, Jeremy Bowers and Tim Giratikanon, "South Dakota Primary Results," The New York Times, June 8, 2016.

Hillary Clinton Barely Beats Bernie Sanders in New Mexico's Democratic Primary

New Mexico Dem. Primary Results, by County

Legend	Candidate	Votes	Pct.	Delegates
	Hillary Clinton	110,451	51.5%	18
	Bernie Sanders	103,856	48.5%	16






Analysis

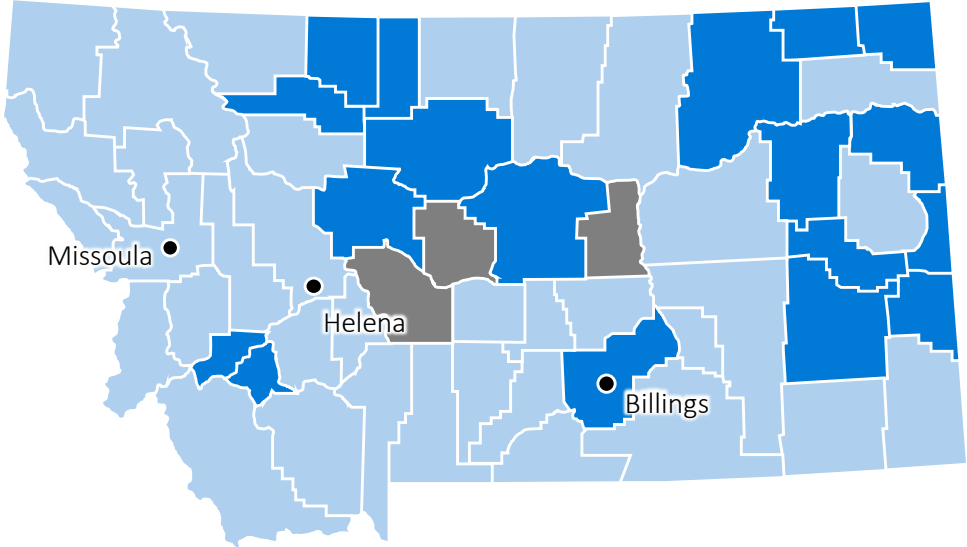
- Contests in Albuquerque and Santa Fe were extremely close; each city's respective counties were decided by less than one percentage point.

Sources: Wilson Andrews, Matthew Bloch, Jeremy Bowers and Tim Giratikanon, "New Mexico Primary Results," The New York Times, June 8, 2016.

Bernie Sanders Beats Hillary Clinton in Montana

Montana Dem. Primary Results, by County

Legend	Candidate	Votes	Pct.	Delegates
	Bernie Sanders	63,168	51.1%	11
	Hillary Clinton	55,194	44.6%	10
	Tie			





Analysis

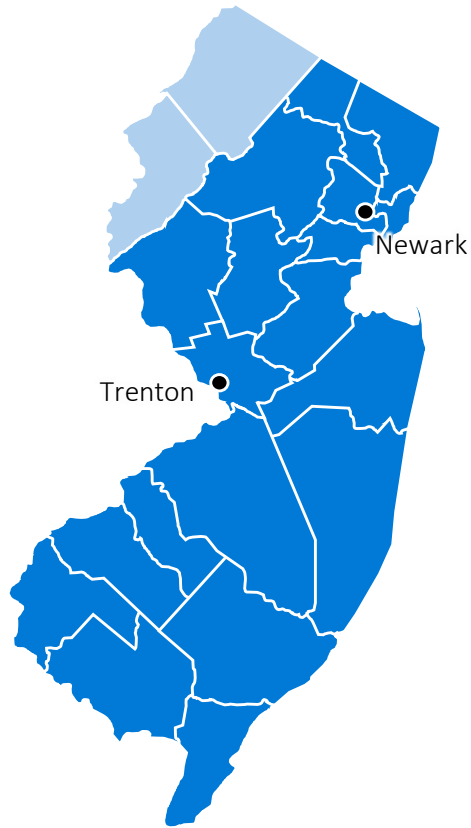
- Bernie Sanders’s best county-level performance was in Missoula County with a 23-point margin; a surprising win when juxtaposed against Clinton’s usual strength in population centers.

Sources: Wilson Andrews, Matthew Bloch, Jeremy Bowers and Tim Giratikanon, “Montana Primary Results,” The New York Times, June 8, 2016.

Hillary Clinton Takes New Jersey by Over 25 Points

New Jersey Dem. Primary Results, by County

Legend	Candidate	Votes	Pct.	Delegates
	Hillary Clinton	554,237	63.2%	79
	Bernie Sanders	323,259	36.8%	47





Analysis

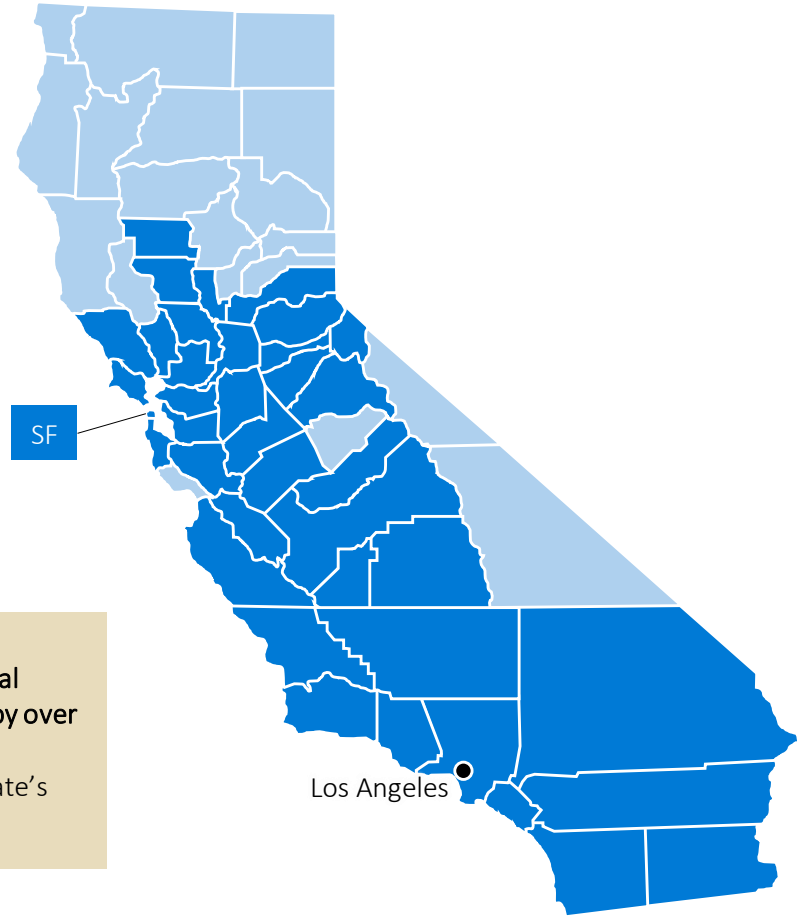
- Hillary Clinton entered the contest as the strong favorite and did best around the state's metropolitan areas.
- Bernie Sanders's base in the northwestern corner of the state encompasses **largely rural and hilly areas** leading toward the Delaware Water Gap.

Sources: Wilson Andrews, Matthew Bloch, Jeremy Bowers and Tim Giratikanon, "New Jersey Primary Results," The New York Times, June 8, 2016.

Hillary Clinton’s 13-Point Win in the California Primary Helps Bring the Primary Season to a Close

California Dem. Primary Results, by County

Legend	Candidate	Votes	Pct.	Delegates
	Hillary Clinton	2,713,259	53.4%	269
	Bernie Sanders	2,326,303	45.7%	206



Analysis

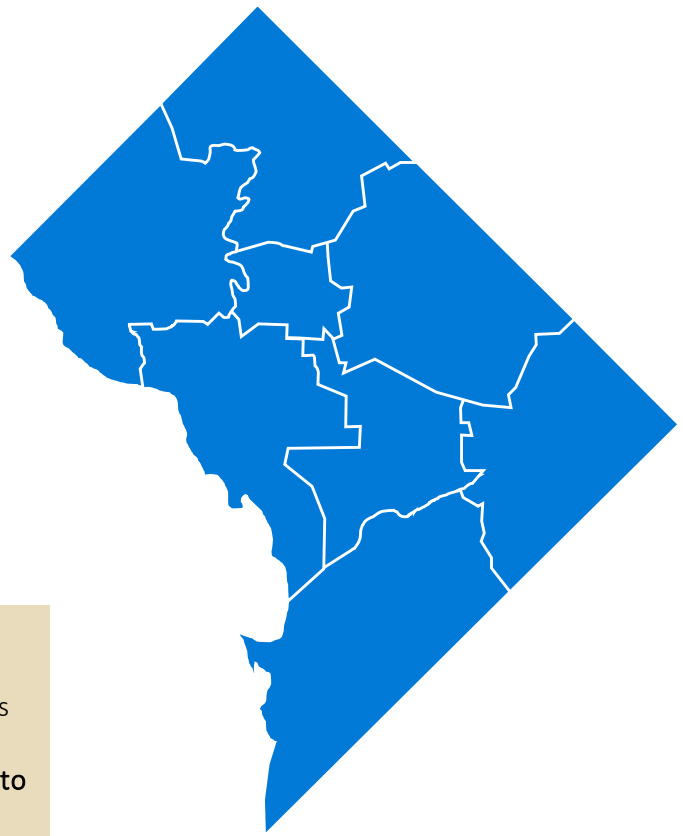
- While Clinton bested Sanders by 10 points in San Francisco County, the influential Silicon Valley counties to the south (San Mateo and Santa Clara) favored Clinton by over 20 points.
- Sanders’s message resonated best with voters in Northern California; the candidate’s best performance was a 35+ point win in Humboldt county on the coast.

Sources: Wilson Andrews, Matthew Bloch, Jeremy Bowers and Tim Giratikanon, “California Primary Results,” The New York Times, June 8, 2016.

Hillary Clinton Wins Final Primary in Washington D.C.

Washington D.C. Dem. Primary Results, by County

Legend	Candidate	Votes	Pct.	Delegates
■	Hillary Clinton	75,223	78.7%	16
	Bernie Sanders	20,137	21.1%	4



Analysis

- Before the results were announced, Sanders called demanded several facets of party reform including a replacement to the DNC chair, an end to superdelegates, as well as more open primaries.
- After the primary had finished, **Clinton and Sanders met and agreed to work together to defeat Donald Trump, however Sanders still has not conceded the race to Clinton.**

Source: Wilson Andrews, Matthew Bloch, Jeremy Bowers, and Tim Giratikanon, "Washington D.C. Primary Results," The New York Times, June 15, 2016.

NationalJournal LEADERSHIP COUNCIL

Visit the [Presentation Center](#) for
additional slides and presentations

Visit [Axis](#) for
data and charts