

# Overview of the 114<sup>th</sup> Congress

Average age, length of service, religion, and more

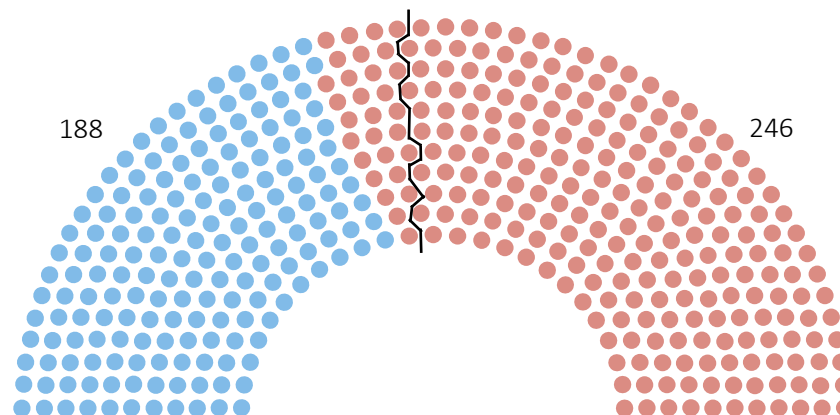
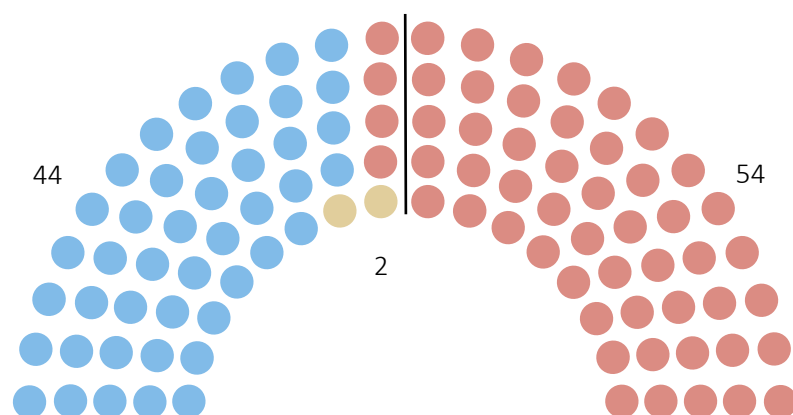
**June 14, 2016**

**Producer:** Katharine Conlon  
**Director:** Afzal Bari

---

# Republicans Hold the Majority in the Senate and the House

## Party Breakdown for the 114<sup>th</sup> Congress



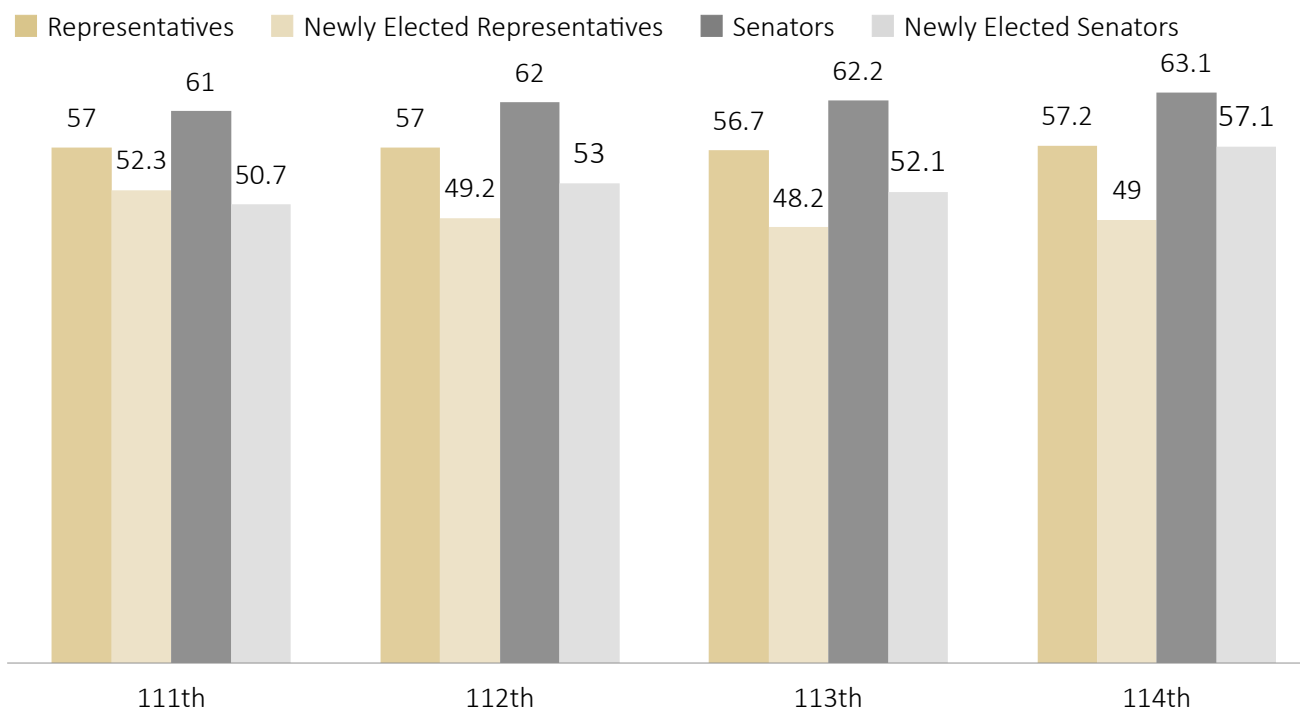
**Also in the House,** 1 Delegate for the Republicans; 4 Delegates and the Resident Commissioner for the Democrats

Sources: U.S. Senate, "Part Division in the Senate, 1789-Present," Senate History, 2016; Office of the Clerk, "Congressional Profile," U.S. House of Representatives, 2016.

# Average Age of Members of Congress is Highest in Recent Years

## Average Age of Members of Congress, 111<sup>th</sup>-114<sup>th</sup> Congresses

*Average age at the beginning of the Congress*

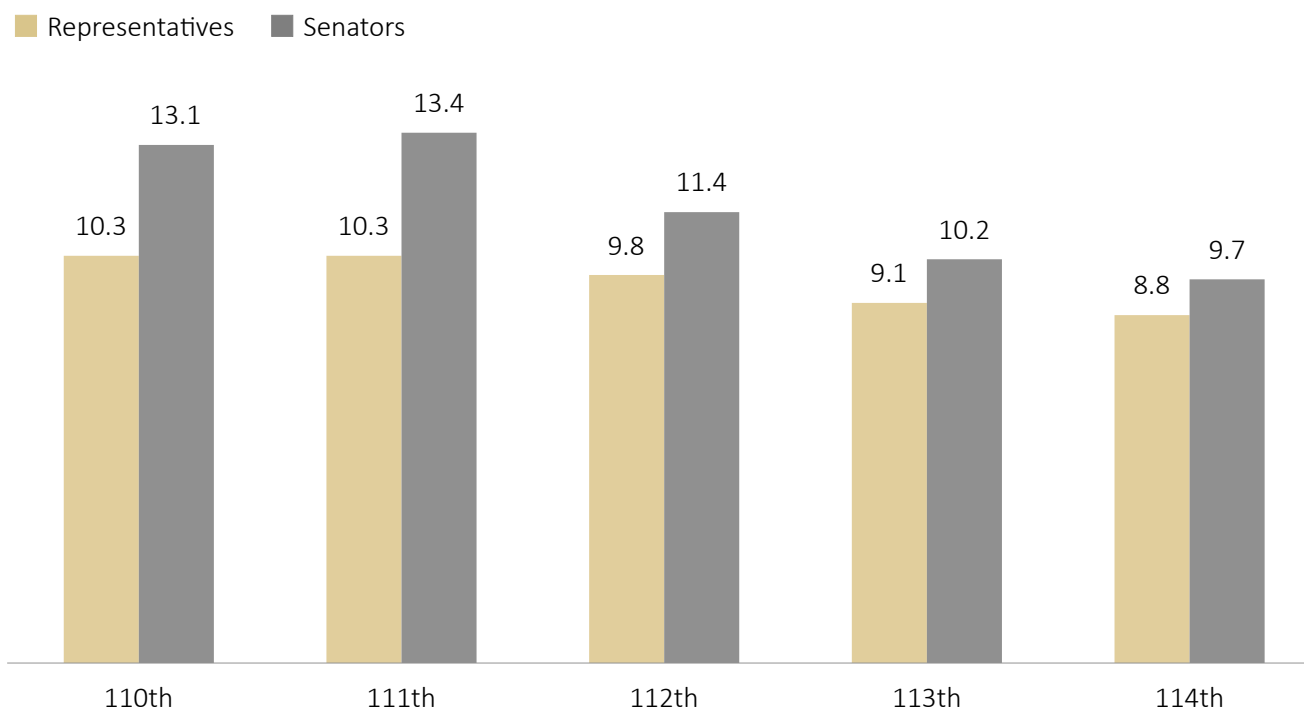


Source: Jennifer E. Manning, "Membership of the 114<sup>th</sup> Congress: A Profile," Congressional Research Service, June 10, 2016.

# Length of Service for Members of Congress is Shrinking in Recent Years

## Average Length of Service for Members of Congress, 110<sup>th</sup>-114<sup>th</sup> Congresses

*Average at the beginning of the Congress, in years*



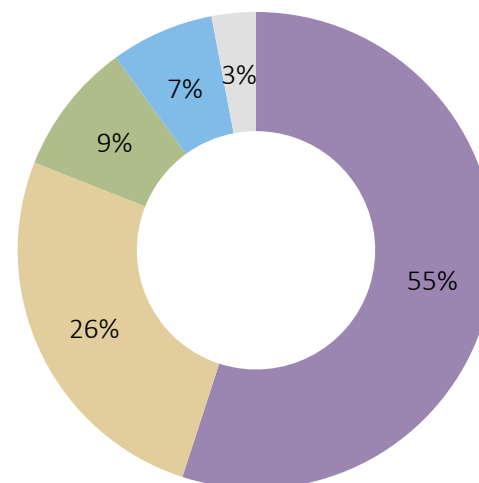
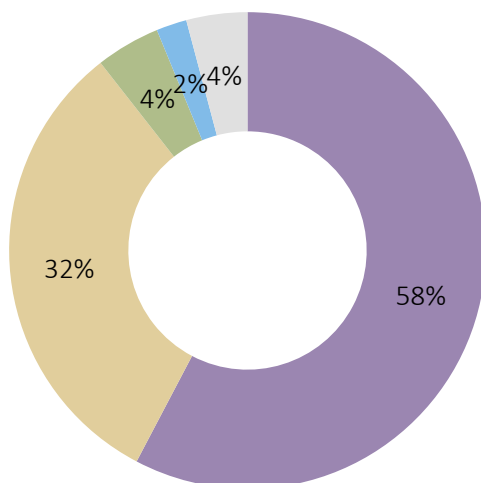
Source: Jennifer E. Manning, "Membership of the 114<sup>th</sup> Congress: A Profile," Congressional Research Service, June 10, 2016.

# Large Majority of Members of Congress are Protestant or Catholic

## Religious Affiliation of Members of the 114<sup>th</sup> Congress

*At the beginning of the Congress*

■ Protestant\* ■ Catholic ■ Jewish ■ Mormon ■ Other\*\*



\*Baptist the most represented and then Methodist

\*\*Other includes Buddhist, Muslim, Hindu, Greek Orthodox, Unitarian Universalist, Christian Science, or none

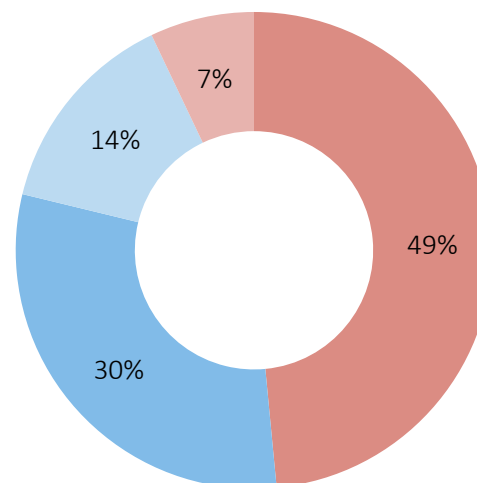
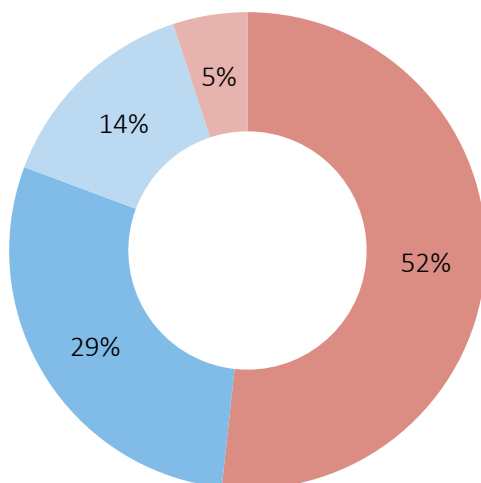
Source: Jennifer E. Manning, "Membership of the 114<sup>th</sup> Congress: A Profile," Congressional Research Service, June 10, 2016.

# 20% of Congress is Made Up of Women, A Historical Record

## Gender Breakdown of the Members in the 114<sup>th</sup> Congress

*At the beginning of the Congress*

■ GOP Men ■ Democratic Men ■ Democratic Women ■ GOP Women



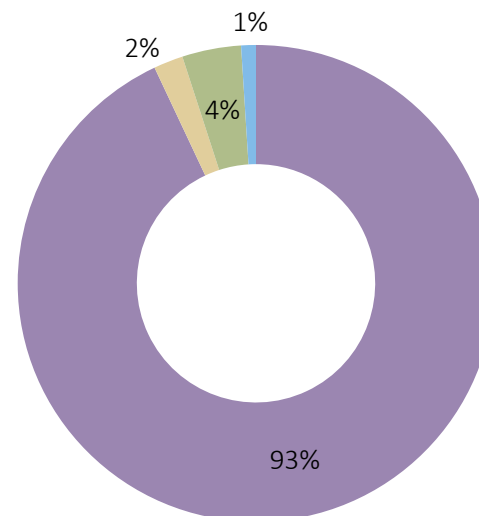
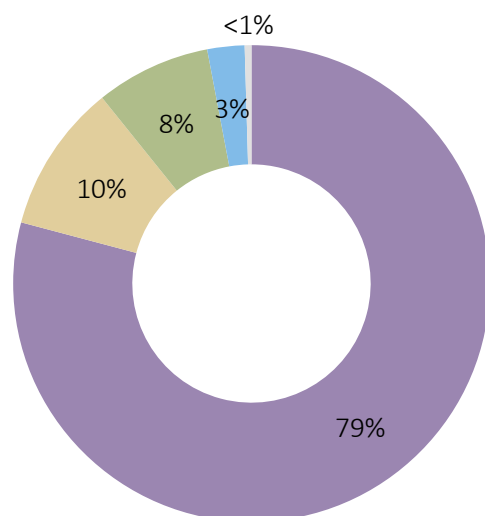
Source: Jennifer E. Manning, "Membership of the 114<sup>th</sup> Congress: A Profile," Congressional Research Service, June 10, 2016.

# Majority of Members of Congress are White

## Race or Ethnicity of Members of the 114<sup>th</sup> Congress

*At the beginning of the Congress*

■ White, Not Hispanic/Latino 
 ■ African American 
 ■ Hispanic/Latino 
 ■ Asian/Pacific Islander 
 ■ Native American



Source: Jennifer E. Manning, "Membership of the 114<sup>th</sup> Congress: A Profile," Congressional Research Service, June 10, 2016.