

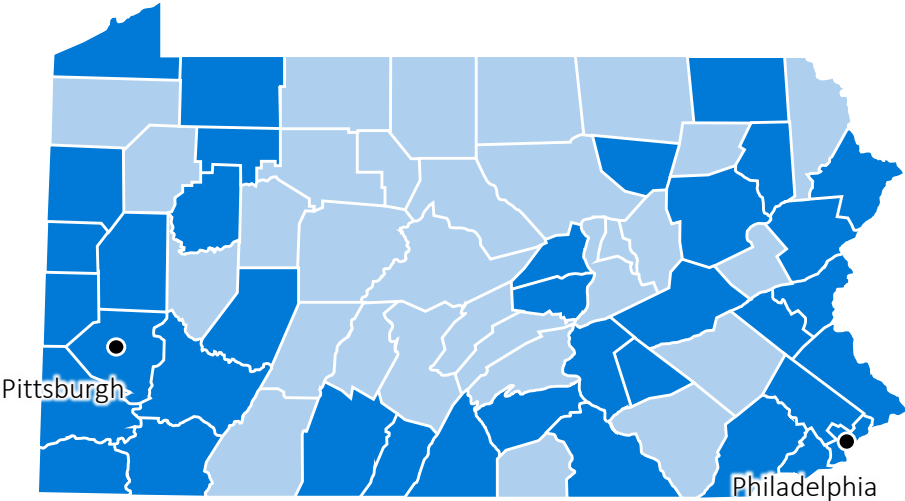


Hillary Clinton Wins Hard Fought Battle in Pennsylvania

Pennsylvania Dem. Primary Results, by County

| Legend | Candidate | Votes | Pct. | Delegates |
|---|-----------------|---------|-------|-----------|
|  | Hillary Clinton | 918,649 | 55.6% | 95 |
|  | Bernie Sanders | 719,911 | 43.6% | 67 |



Analysis

- Most counties in Pennsylvania were decided by less than 10 points, with several decided by a margin of less than five.
- Hillary Clinton rose to victory thanks to success in Philadelphia, where she bested Sanders 62-37.

Sources: Wilson Andrews, Matthew Bloch, Jeremy Bowers and Tim Giratikanon, "Pennsylvania Primary Results," The New York Times, April 27, 2016.